DRAWING NUMBER: HST112JCAERO2177

F	E	D	C	B	A	DRW REVISION	CHANGES
					INITIAL REVISION	REVISION DSC	
					SEE ECN	REVISION DATE	

EXTERIOR PLACARDS ILLUSTRATED CATALOGUE

TABLE OF CONTENTS	SHEET
1. PLACARDS PART NUMBER	2
2. GENERAL NOTES	2
3. STANDARD COLORS	2
4. MATERIAL	3
5. LETTERING	3
6. PART NUMBER BUILD UP	3
7. PLACARD INSTALLATION	3
8. INSTALLATION LAYOUT AND LIST OF ITEMS/PLACARDS NUMERIC INDEX	4-181
9. KITS IDENTIFICATION	182
10. PLACARDS QUANTITY	183

TABLE 1. LIST OF APPLICABLE AIRCRAFTS

AIRCRAFT REGISTRATION		
MODEL	EFFECTIVITY (MSN)	AIPC PUBLICATION INDEX
AIRBUS A320-214	02388 03596	051
AIRBUS A320-232	02157 03275 02210	001 002 003
AIRBUS A320-233	04906	101

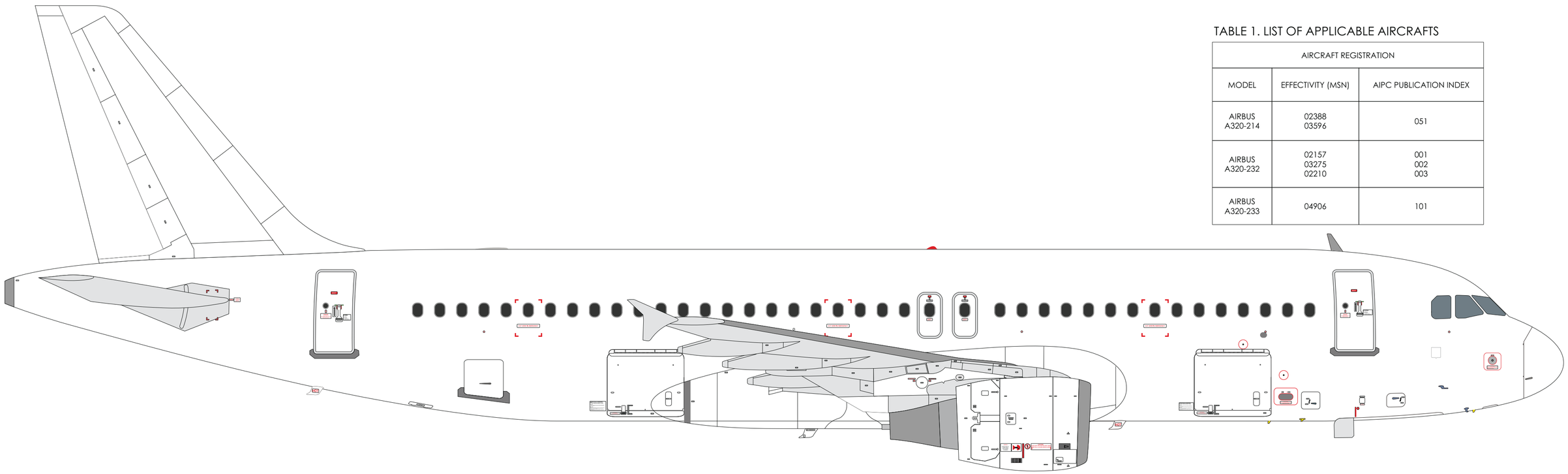

A/C MODEL: AIRBUS A320

J&C AERO EEU
EASA APPROVAL NO: EASA.21J.580

WWW.THISISDOA.EU
INFO@THISISDOA.EU
PHONE: +353 15 269768

AIRCRAFT: SEE TABLE 1
TOLERANCES: ANGULAR = ±5°; DECIMALS X = ±1, X.X = ±0.5, X.XX = ±0.05
DRAWN BY: SEE JCAERO/ECN/2177
MSN: SEE TABLE 1
REGISTRATION: -
SCALE: NTS
SIZE: A2
ALL DIMENSIONS ARE MILLIMETERS
THIRD ANGLE PROJECTION
CHECKED BY: SEE JCAERO/ECN/2177
TITLE: EXTERIOR PLACARDS ILLUSTRATED CATALOGUE
DRAWING NUMBER: HST112JCAERO2177
SHEET 1 OF 183
REV. A

© J&C AERO EEU LTD. OWN THE COPYRIGHT OF THIS DRAWING AND IT SHALL NOT BE REPRODUCED BY ANY OTHER WITHOUT THE PRIOR WRITTEN PERMISSION

DOC/302
ISSUE 1.0

1. PLACARDS PART NUMBER

1.1 EACH PLACARD HAS P/N IDENTIFICATION INCLUDING EPA ("EUROPEAN PART APPROVAL") LETTERS.

1.2 P/N FONT TYPE: ARIAL NORMAL;

1.3 P/N FONT SIZE: AT LEAST 1.50 mm;

1.4 P/N FONT COLOR:
- WHITE COLOR ON A DARK COLOR BACKGROUND;
- ON OTHER CASES P/N IS BLACK COLOR.

2. GENERAL NOTES

2.1 PERFORM A DIMENSIONAL CHECK BY EVALUATING SIZES OF EACH ITEM USING INDICATED DIMENSIONS IN DRAWING NO. HST112JCAERO2177.

2.2 READ AND RECORD THE DIMENSIONS FOR THE ATTRIBUTE(S) MEASURED USING THE SAME NUMBER OF SIGNIFICANT DIGITS SPECIFIED BY THE DRAWING, STANDARD, OR SPECIFICATION AS A MINIMUM OR MAXIMUM LIMITING VALUE.

2.3 QUANTITY PER AIRCRAFT MAY VARY DUE TO AIRCRAFT CONFIGURATION.

2.4 THE PLACARD PARAMETERS (PHYSICAL SIZE AND SHAPE, THE LETTER FONT SIZE AND COLOR AND THE BORDER AND BACKGROUND COLOR AND MATERIALS) SHOWN WITHIN THIS DRAWING ARE NOT CUSTOMISABLE.

2.5 NOT ALL MANDATORY, STANDARD, OPTIONAL AND ETC. EXTERIOR PLACARDS ARE INTRODUCED WITHIN THIS DRAWING. THEREFORE FOR OEM EXTERIOR PLACARDS P/N(S), QUANTITY AND LOCATION, PLEASE REFER TO AIRBUS A320 AIPC/AMM ATA CHAPTER 11 .

2.6 IF CUSTOMER PREFERS TO TRANSMIT THE PLACARDS AND STENCILS PRODUCTION TO POA, J & C AERO EEU LTD. SHOULD BE INFORMED TO ARRANGE DOA/POA ARRANGEMENT DOCUMENT.

2.7 LOCATION DIMENSIONS ARE SHOWN FROM PLACARD EDGE, UNLESS OTHERWISE STATED.

2.8 UNLESS OTHERWISE STATED, THSTE DIMENSIONS AND TOLERANCES IN THIS CATALOGUE ARE USED:
- ALL DIMENSIONS ARE IN MILIMETERS;
- OVERALL DIMENSIONS ±1MM;
- RADIUS ±1MM;
- DISTANCE ±0.8MM;

2.9 OEM PART NUMBER AND NEW PART NUMBER SPECIFIED IN SECTION "8. INSTALLATION LAYOUT AND LIST OF ITEMS NUMERIC INDEX" ARE FOR REFERENCE ONLY AND CANNOT BE USED AS DIRECT REPLACEMENT.

2.10 THE TECHNICAL MARKING POSITION CAN BE CHANGED IF IT IS NECESSARY.

2.11 IT IS ACCEPTABLE TO TRIM PLACARDS AROUND FASTENER HEADS AND PANEL EDGES TO SUIT AIRCRAFT CONFIGURATION.

3. STANDARD COLORS

3.1 THE PLACARD COLORS:

COLOR		PAINT CODE	CMYK CODE
FIRE RED		RAL3020	0, 100, 100, 0
GREEN		RAL6018	100, 0, 100, 0
GREY		BAC707	0, 0, 0, 20
BLACK		RAL9017	0, 0, 0, 100
WHITE		RAL9003	0, 0, 0, 0
RED		RAL3002	10, 100, 90, 15

© J&C AERO EEU LTD. OWN THE COPYRIGHT OF THIS DRAWING AND IT SHALL NOT BE REPRODUCED BY ANY OTHER WITHOUT THE PRIOR WRITTEN PERMISSION

4. MATERIAL

4.1 THE INTRODUCED PLACARD MATERIAL AND GRAPHIC APPLICATION METHOD ARE NOT CUSTOMIZABLE. ONLY MATERIALS AND GRAPHIC APPLICATION METHOD INTRODUCED IN TABLE 4.4 MUST BE USED TO MANUFACTURE PLACARDS

4.2 THE INTRODUCED MATERIALS "E" AND "S" ARE NOT INTERCHANGEABLE AND NOT INTERMIXABLE.

4.3 FOR EACH ITEM (PLACARD) MATERIAL REFER TO PARAGRAPH 9. "KITS IDENTIFICATION" COLUMN "MATERIAL COMBINATION".

4.4 MATERIAL TABLE:

MATERIAL COMBINATION	BASE MATERIAL	GRAPHIC PROTECTION	INK	ADHSTIVE TYPE	BUILD-UP	MATERIAL DESIGNATION	REMARKS
E	3M CONTROLTAC IJ180mC-10 (OPTIONAL IJ180Cv3-10)	OVERLAMINATE 3M SCOTCHCAL 8518 GRAPHIC FILM	HP LATEX	SELF ADHSTIVE		**FOR PRESSURIZED AND UNPRESSURIZED AC AREAS.** **NOTE:** AFTER PLACARD APPLICATION ALLOW ADHSTIVE TO CURE 1/2 HOUR AND SEAL THE EDGES WITH EDGE SEALER.	LETTERING AND BACKGROUND: DIGITAL PRINTED. APPLICATION TAPE APPLIED.
S	ORAMASK 811 STENCIL FILM	N/A	N/A	N/A		N/A	N/A

4.5 IT IS STRONGLY RECOMMENDED TO USE APPLICATION TAPE 3M SCPM-44X OR 3M SCPM-19 FOR PLACARD INSTALLATION. REFER TO PARAGRAPH "7. PLACARD INSTALLATION" FOR PLACARDS AND MARKINGS INSTALLATION.

APPLICATION TAPE

PLACARD

5. LETTERING

5.1 LETTER FONT TYPE, STYLE, SIZE AND COLOR ARE NOT CUSTOMIZABLE.

5.2 THE FONT TYPE USED FOR LETTERING ON EXTERIOR PLACARDS IS „ALTE DIN 1451 MITTELSCHRIFT".

6. PART NUMBER AND "EPA" MARKING

6.1 PART NUMBER BUILD UP: JC320A001A01

- 01 — ITEM NUMBER
- A — LANGUAGE
- 001 — GROUP NUMBER
- A — MATERIAL COMBINATION*
- 320 — DRAWING NUMBER
- JC — J&C AEROSPACE DESIGN AND CERTIFICATION SERVICES EEU LTD

6.2 PLACARDS MUST BE EPA PART MARKED AS DEFINED IN EASA PART 21 IAW 21A.804(a) MARKING:

EPA JC320A001A01

- JC320A001A01 — ITEM PART NUMBER
- EPA — EUROPEAN PART APPROVAL

* - REFER TO PARAGRAPH 9. KITS IDENTIFICATION FOR MATERIAL COMBINATIONS AVAILABILITY

7. PLACARD INSTALLATION

7.1 INSTALLATION OF EXTERIOR PLACARDS IN ACCORDANCE WITH AIRBUS A320 AMM 11-00-00-400 AND AIPC 11-00-00 AIRBUS ENGINEERING DRAWINGS, UNLESS OTHERWISE STATED.

7.2 APPLICATION TAPE PROVIDES PROTECTIVE LAYER AND RIGIDITY FOR PLACARDS DURING INSTALLATION.

7.3 APPLICATION TAPE SHOULD BE PEELED AT 180° AFTER PLACARD APPLICATION ON AIRCRAFT.

7.4 INSPECT & CHECK PLACARDS BEFORE INSTALLATION.

7.5 APPLICATION OF PAINTED MARKINGS WITH STENCILS IN ACCORDANCE WITH AIRBUS A320 AMM11-00-00-370 AND AIPC 11-00-00, UNLESS OTHERWISE STATED.

7.6 AFTER PLACARD INSTALLATION ALLOW ADHSTIVE TO CURE 1/2 HOUR AND SEAL THE EDGES WITH EDGE SEALER ACCORDING TO AMM 11-00-00.

© J&C AERO EEU LTD. OWN THE COPYRIGHT OF THIS DRAWING AND IT SHALL NOT BE REPRODUCED BY ANY OTHER WITHOUT THE PRIOR WRITTEN PERMISSION

DRAWING NUMBER: HST112JCAERO2177

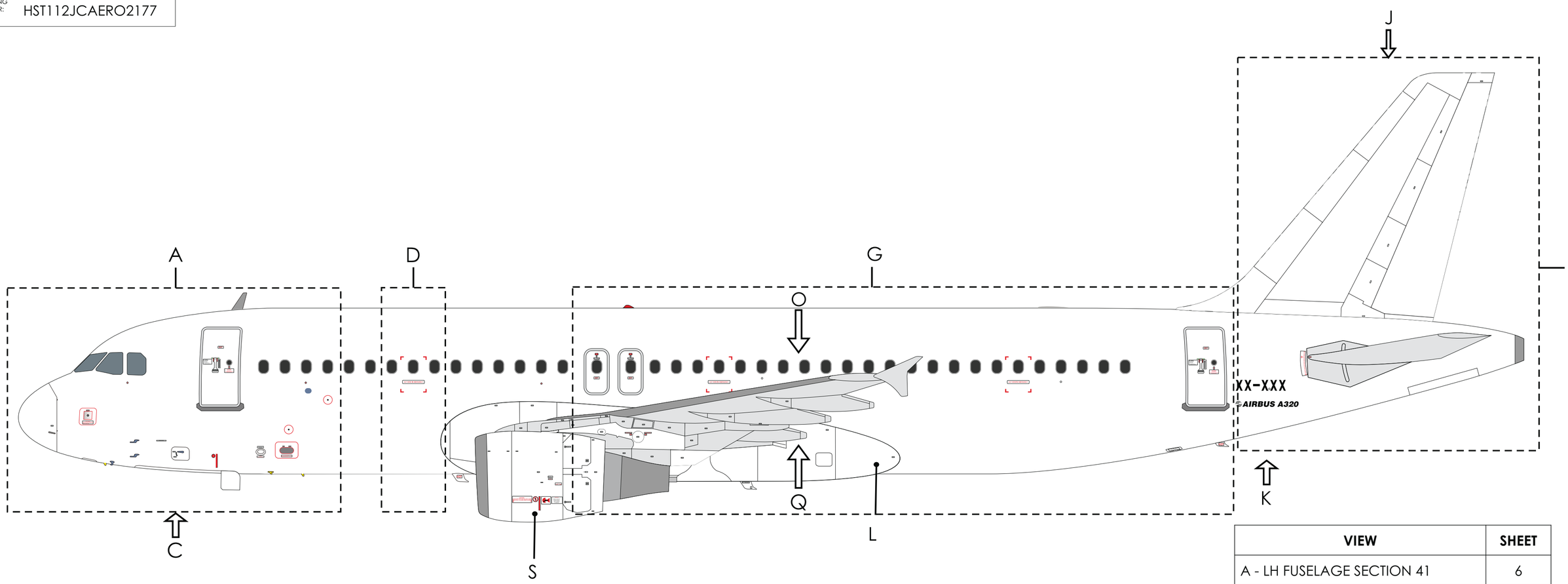

VIEW	SHEET
A - LH FUSELAGE SECTION 41	6
C - FUSELAGE SECTION 41 BOTTOM	6
D - LH FUSELAGE SECTION 43	28
G - LH FUSELAGE SECTION 46	36
I - LH FUSELAGE SECTION 48	57
J - FUSELAGE SECTION 48 TOP	64
K - FUSELAGE SECTION 48 BOTTOM	67
L - LH WING TO BODY FAIRING	72
O - LH WING TOP	95
Q - LH WING BOTTOM	105
S - ENGINE 1	137
LH VIEW - LEVELING AND WEIGHING AND ELEVATOR-RUDDER NEUTRAL POSITION	179

FUSELAGE LH SIDE

J&C AERO EEU
EASA APPROVAL NO: EASA.21J.580

WWW.THISISDOA.EU
INFO@THISISDOA.EU
PHONE: +353 15 269768

AIRCRAFT: SEE TABLE 1
MSN: SEE TABLE 1
REGISTRATION: -
TOLERANCES: ANGULAR ±5°; DECIMALS X = ±1, X.X = ±0.5, X.XX = ±0.05
SCALE: NTS
SIZE: A2
ALL DIMENSIONS ARE MILLIMETERS
THIRD ANGLE PROJECTION
DRAWN BY: SEE JCAERO/ECN/2177
CHECKED BY: SEE JCAERO/ECN/2177
TITLE: EXTERIOR PLACARDS ILLUSTRATED CATALOGUE
DRAWING NUMBER: HST112JCAERO2177
SHEET 4 OF 183
REV. A

© J&C AERO EEU LTD. OWN THE COPYRIGHT OF THIS DRAWING AND IT SHALL NOT BE REPRODUCED BY ANY OTHER WITHOUT THE PRIOR WRITTEN PERMISSION

DOC/302 ISSUE 1.0

(CONT.) 8. INSTALLATION LAYOUT AND LIST OF ITEMS NUMERIC INDEX

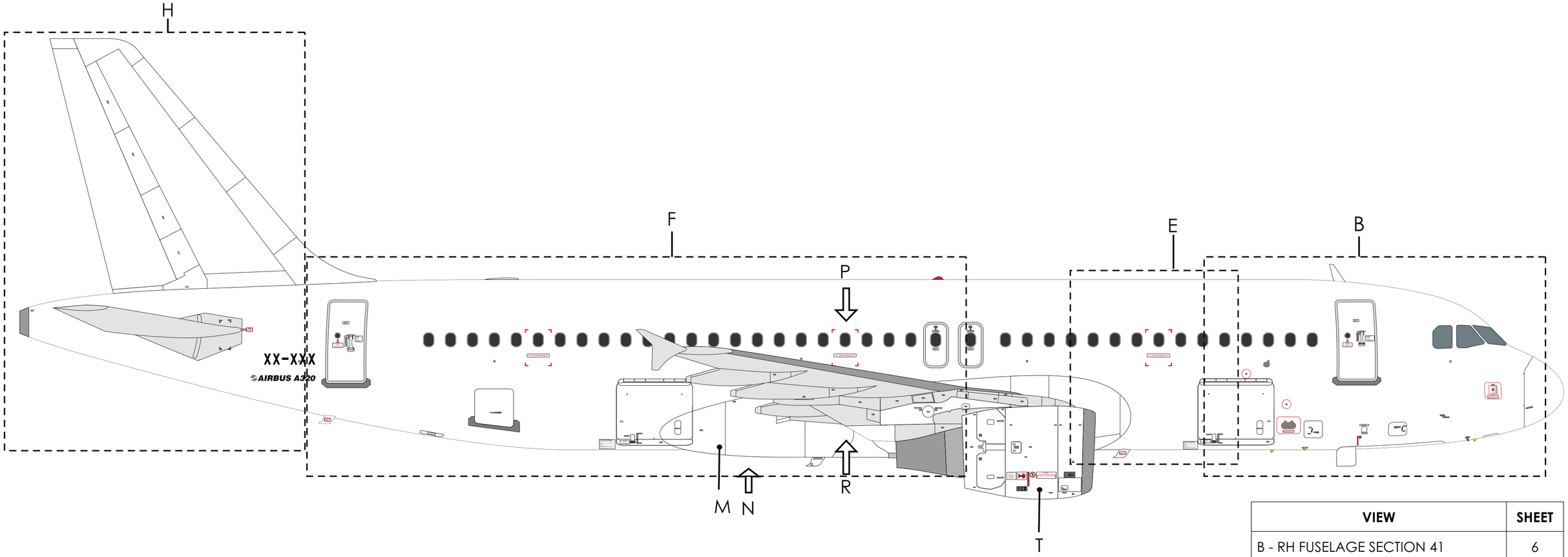

VIEW	SHEET
B - RH FUSELAGE SECTION 41	6
E - RH FUSELAGE SECTION 43	28
F - RH FUSELAGE SECTION 46	36
H - RH FUSELAGE SECTION 48	57
M - RH WING TO BODY FAIRING	75
N - WING TO BODY FAIRING BOTTOM	78
P - RH WING TOP	96
R - RH WING BOTTOM	120
T - ENGINE 2	151
RH VIEW - LEVELING AND WEIGHING AND ELEVATOR-RUDDER NEUTRAL POSITION	179

FUSELAGE RH SIDE

© J&C AERO EEU LTD. OWN THE COPYRIGHT OF THIS DRAWING AND IT SHALL NOT BE REPRODUCED BY ANY OTHER WITHOUT THE PRIOR WRITTEN PERMISSION

(CONT.) 8. INSTALLATION LAYOUT AND LIST OF ITEMS NUMERIC INDEX

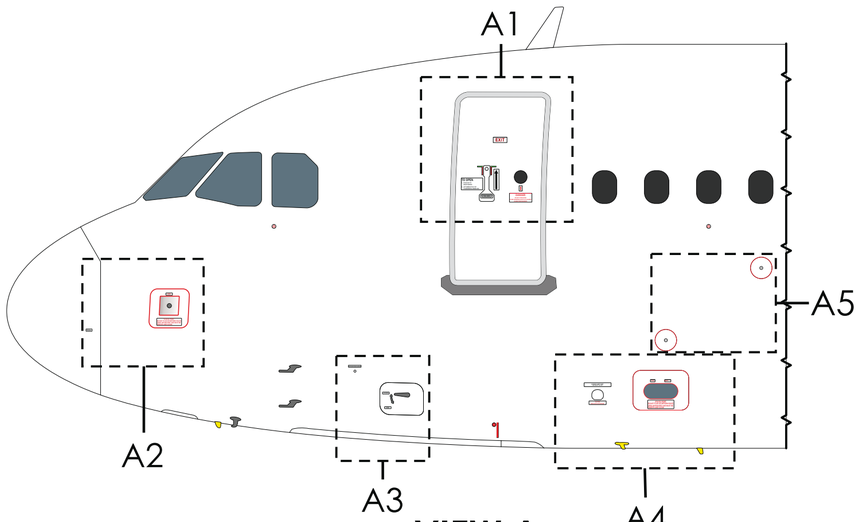

VIEW A

LH FUSELAGE SECTION 41

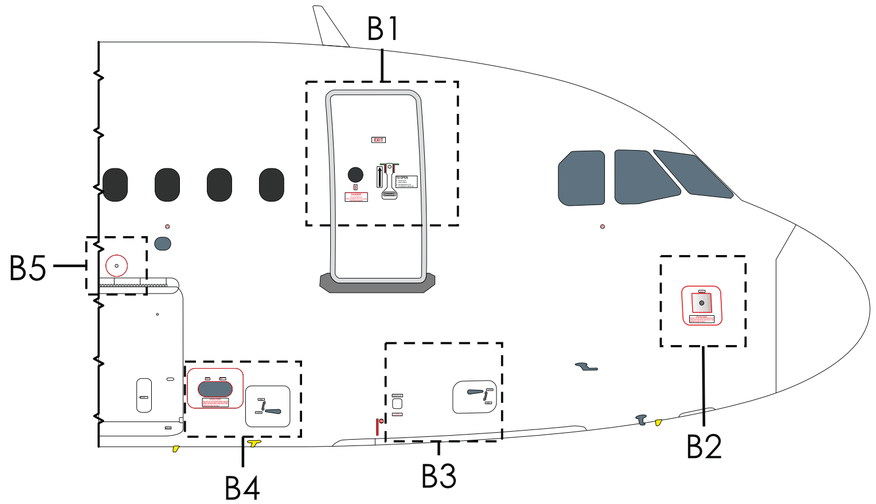

VIEW B

RH FUSELAGE SECTION 41

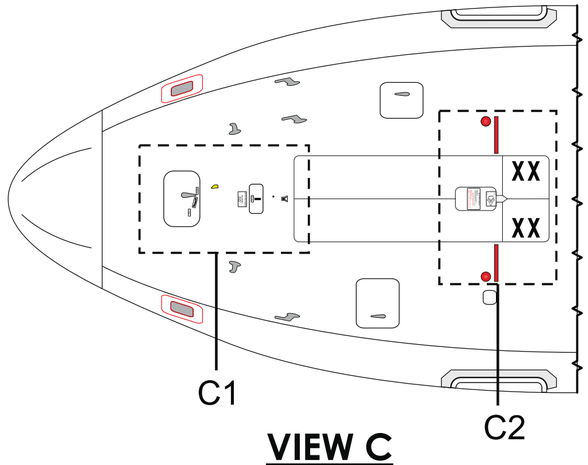

VIEW C

FUSELAGE SECTION 41 BOTTOM

VIEW	SHEET
A1/B1 - LH/RH FWD DOOR	7
A2/B2 - LH/RH STBY STATIC PORT	10
A3 - OXYGEN DISCHARGE	12
A4 - LH STATIC PORT	14
A5 - LH ANGLE OF ATTACK SENSOR	16
B3 - AVIONICS EQPT VENT (OUTLET)	18
B4 - RH STATIC PORT	20
B5 - RH ANGLE OF ATTACK SENSOR	22
C1 - GROUND ELECTRIC CONNECTION	24
C2 - NLG LEG DOOR	26

© J&C AERO EEU LTD. OWN THE COPYRIGHT OF THIS DRAWING AND IT SHALL NOT BE REPRODUCED BY ANY OTHER WITHOUT THE PRIOR WRITTEN PERMISSION

(CONT.) 8. INSTALLATION LAYOUT AND LIST OF ITEMS NUMERIC INDEX

VIEW A1

LH FWD DOOR

RH SIDE SYMMETRICAL

VIEW B1

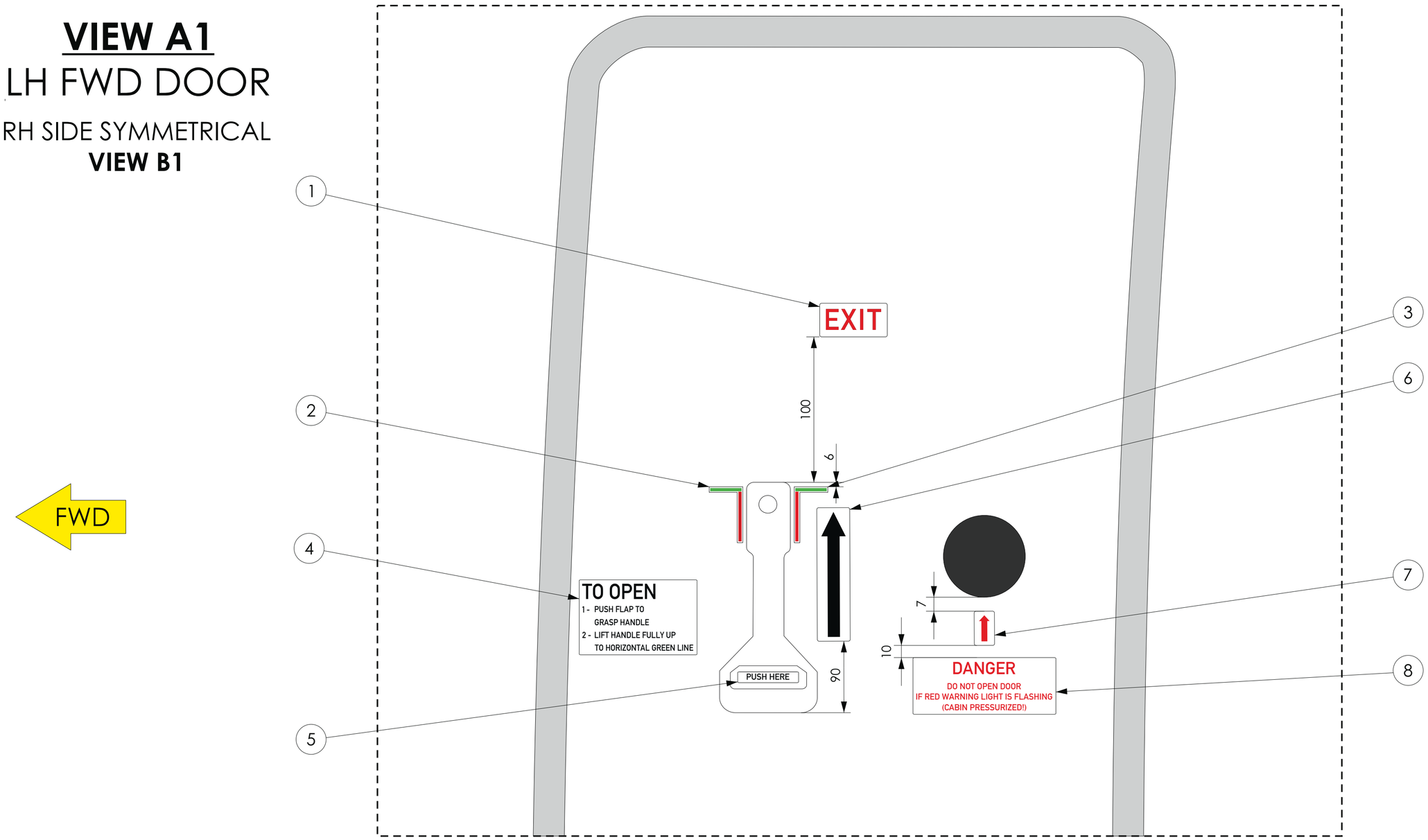

J&C AERO EEU EASA APPROVAL NO: EASA.21J.580	WWW.THISISDOA.EU INFO@THISISDOA.EU PHONE: +353 15 269768	AIRCRAFT: SEE TABLE 1	TOLERANCES ANGULAR ±5° DECIMALS X = ±1 X.X = ±0.5 X.XX = ±0.05	DRAWN BY: SEE JCAERO/ECN/2177
	MSN: SEE TABLE 1	REGISTRATION: -	SCALE: NTS / SIZE: A2 / ALL DIMENSIONS ARE MILLIMETERS / THIRD ANGLE PROJECTION	CHECKED BY: SEE JCAERO/ECN/2177
	TITLE: EXTERIOR PLACARDS ILLUSTRATED CATALOGUE			
	DRAWING NUMBER: HST112JCAERO2177		SHEET 7 OF 183	REV. A

© J&C AERO EEU LTD. OWN THE COPYRIGHT OF THIS DRAWING AND IT SHALL NOT BE REPRODUCED BY ANY OTHER WITHOUT THE PRIOR WRITTEN PERMISSION

(CONT.) 8. INSTALLATION LAYOUT AND LIST OF ITEMS NUMERIC INDEX

ITEM NR.	OEM PART NUMBER (ONLY FOR REFERENCE)	EPA PART NUMBER	LAYOUT	SIZE (WXH) LETTER HEIGHT	COLOR (BACKGROUND/FONT)	QTY PER VIEW	IPC/DWG REFERENCE	EFFECTIVITY	NOTE
1	D1121001320800	JC320E506A01		100X50 30	WHITE / FIRE RED	2	11-21-52	ALL	
2	D1121001320600	JC320E506A10		54X90	WHITE / FIRE RED/ GREEN	2	11-21-52	ALL	
3	D1121001320700	JC320E506A11		54X90	WHITE / FIRE RED/ GREEN	2	11-21-52	ALL	
4	D1121001320000	JC320E506A15		192X110 25; 10	WHITE / BLACK	2	11-21-52	ALL	
5	D1121001320200	JC320E506A20		80X20 10	WHITE / BLACK	2	11-21-52	ALL	

J&C AERO EEU
EASA APPROVAL NO: EASA.21J.580
WWW.THISISDOA.EU
INFO@THISISDOA.EU
PHONE: +353 15 269768

AIRCRAFT: SEE TABLE 1	TOLERANCES: ANGULAR ±25°; DECIMALS X = ±1, X.X = ±0.5, X.XX = ±0.05	DRAWN BY: SEE JCAERO/ECN/2177	
MSN: SEE TABLE 1	REGISTRATION: -	SCALE: NTS / SIZE: A2 / ALL DIMENSIONS ARE MILLIMETERS / THIRD ANGLE PROJECTION	CHECKED BY: SEE JCAERO/ECN/2177
TITLE: EXTERIOR PLACARDS ILLUSTRATED CATALOGUE			
DRAWING NUMBER: HST112JCAERO2177		SHEET 8 OF 183	REV. A

© J&C AERO EEU LTD. OWN THE COPYRIGHT OF THIS DRAWING AND IT SHALL NOT BE REPRODUCED BY ANY OTHER WITHOUT THE PRIOR WRITTEN PERMISSION

(CONT.) 8. INSTALLATION LAYOUT AND LIST OF ITEMS NUMERIC INDEX

ITEM NR.	OEM PART NUMBER (ONLY FOR REFERENCE)	EPA PART NUMBER	LAYOUT	SIZE (WXH) LETTER HEIGHT	COLOR (BACKGROUND/FONT)	QTY PER VIEW	IPC/DWG REFERENCE	EFFECTIVITY	NOTE
6	D1121001320400	JC320E506A25		215x50	WHITE / BLACK	2	11-21-52	ALL	
7	D1121001321400	JC320E506A28	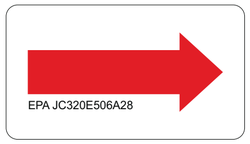	55X31	WHITE / FIRE RED	2	11-21-52	ALL	
8	D1121001321500	JC320E506A30		230X90 20; 10	WHITE / FIRE RED	2	11-21-52	ALL	

© J&C AERO EEU LTD. OWN THE COPYRIGHT OF THIS DRAWING AND IT SHALL NOT BE REPRODUCED BY ANY OTHER WITHOUT THE PRIOR WRITTEN PERMISSION

(CONT.) 8. INSTALLATION LAYOUT AND LIST OF ITEMS NUMERIC INDEX

VIEW A2

LH STBY STATIC PORT

RH SIDE SYMMETRICAL
VIEW B2

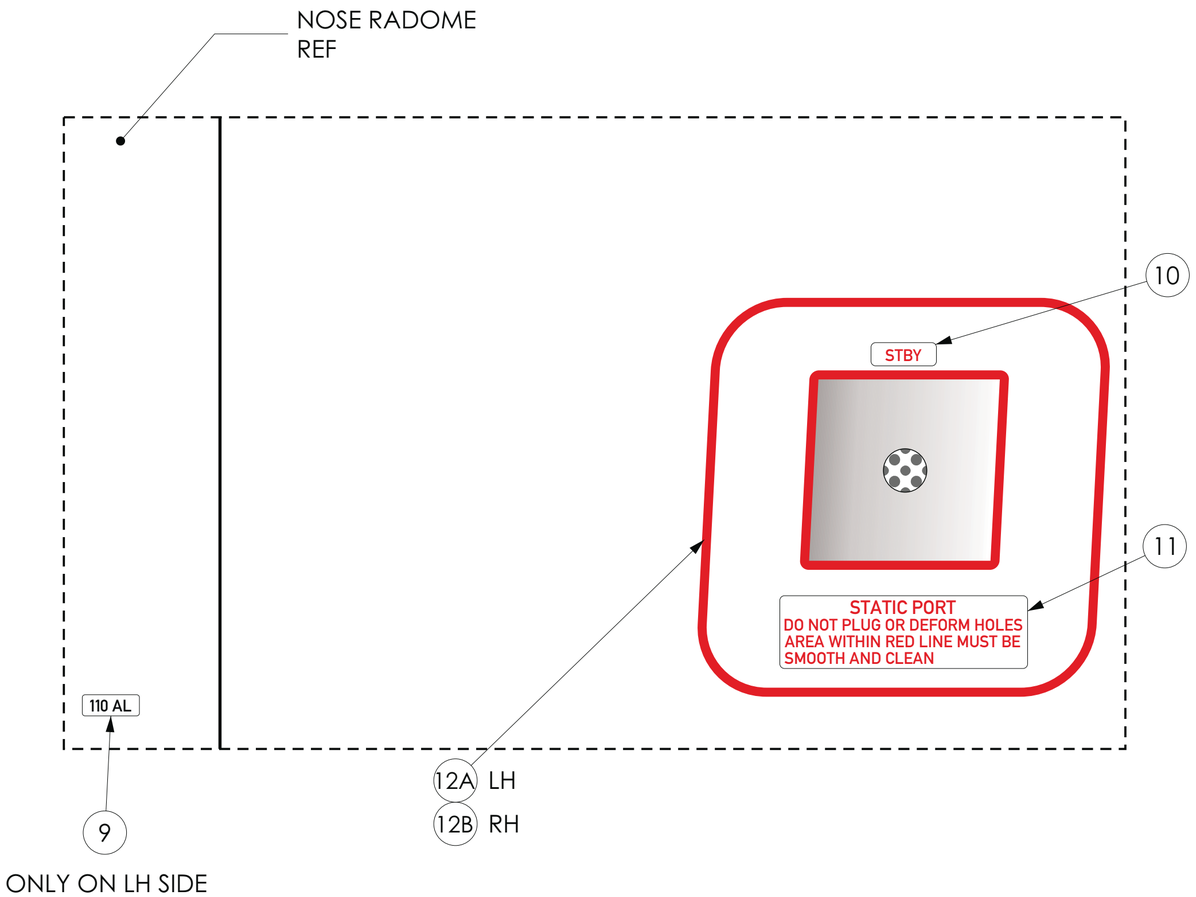

© J&C AERO EEU LTD. OWN THE COPYRIGHT OF THIS DRAWING AND IT SHALL NOT BE REPRODUCED BY ANY OTHER WITHOUT THE PRIOR WRITTEN PERMISSION

(CONT.) 8. INSTALLATION LAYOUT AND LIST OF ITEMS NUMERIC INDEX

ITEM NR.	OEM PART NUMBER (ONLY FOR REFERENCE)	EPA PART NUMBER	LAYOUT	SIZE (WXH) LETTER HEIGHT	COLOR (BACKGROUND/FONT)	QTY PER VIEW	IPC/DWG REFERENCE	EFFECTIVITY	NOTE
9	D1121006723200	JC320E555A01		62X23 13	WHITE / BLACK	1	11-21-53	ALL	
10	D1121006420200	JC320E555A10		50X23 13	WHITE / FIRE RED	2	11-21-34	ALL	
11	D1121006420000	JC320E555A05	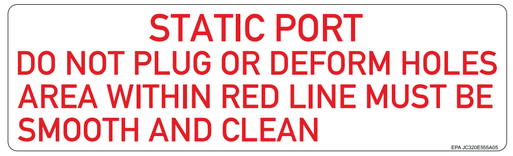	269X79 15; 13	WHITE / FIRE RED	2	11-21-34	ALL	
12A	N/A	JC320S555A32		440X440 Line weight 10	RED	1	11-21-34	ALL	LH SIDE STENCIL TO BE PAINTED IN RAL 3002 ACCORDING TO AIRBUS A320 AMM 11-00-00-370 AND AIPC 11-00-000
12B	N/A	JC320S555A33		440X440 Line weight 10	RED	1	11-21-34	ALL	RH SIDE STENCIL TO BE PAINTED IN RAL 3002 ACCORDING TO AIRBUS A320 AMM 11-00-00-370 AND AIPC 11-00-00

© J&C AERO EEU LTD. OWN THE COPYRIGHT OF THIS DRAWING AND IT SHALL NOT BE REPRODUCED BY ANY OTHER WITHOUT THE PRIOR WRITTEN PERMISSION

(CONT.) 8. INSTALLATION LAYOUT AND LIST OF ITEMS NUMERIC INDEX

VIEW A3
OXYGEN DISCHARGE

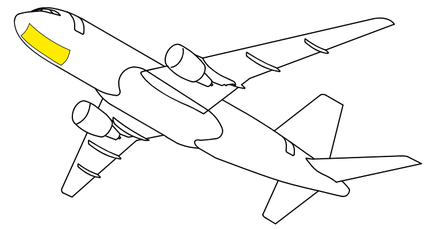

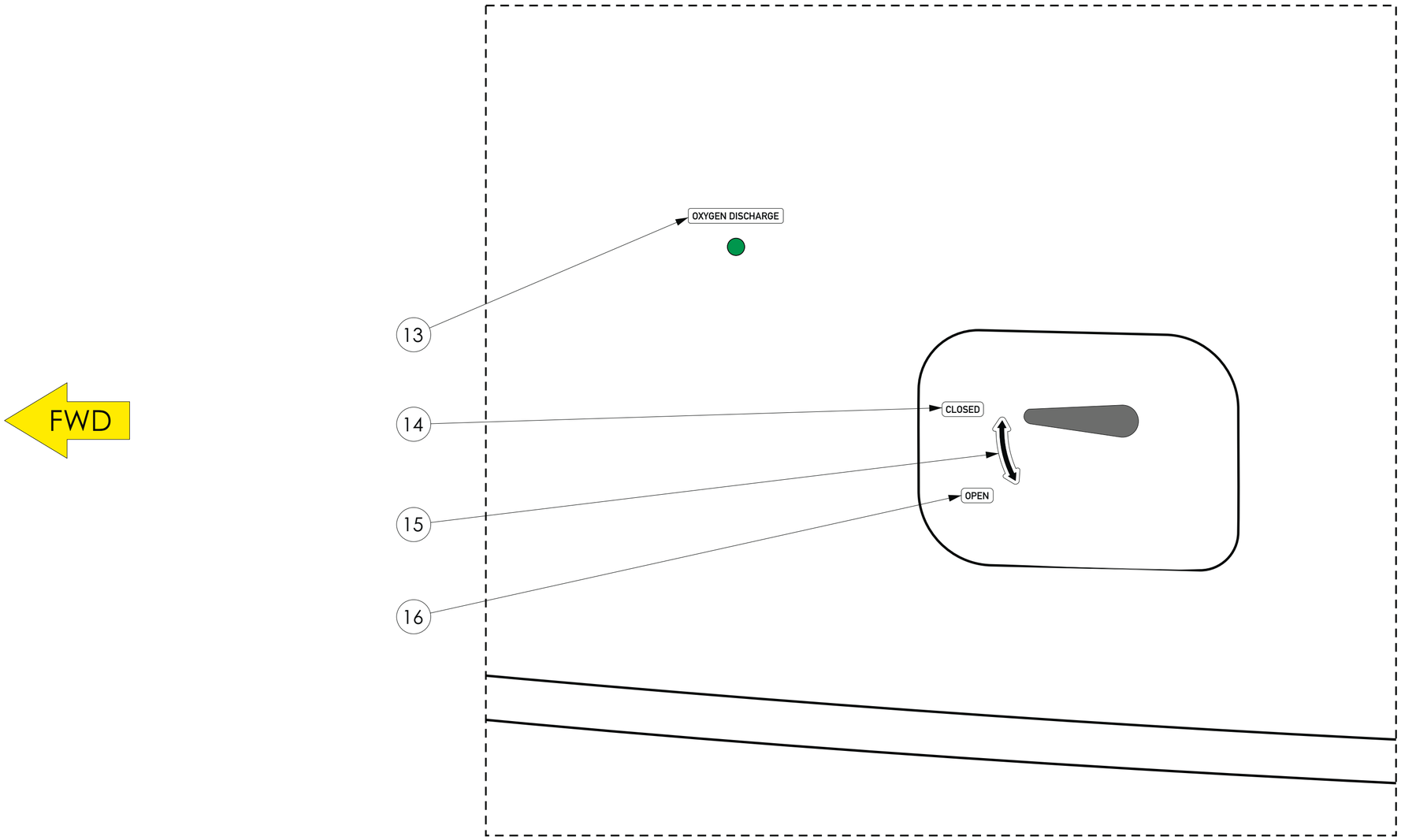

J&C AERO EEU
EASA APPROVAL NO: EASA.21J.580

WWW.THISISDOA.EU
INFO@THISISDOA.EU
PHONE: +353 15 269768

AIRCRAFT: SEE TABLE 1
TOLERANCES: ANGULAR ±5°; DECIMALS X = ±1, X.X = ±0.5, X.XX = ±0.05
DRAWN BY: SEE JCAERO/ECN/2177
MSN: SEE TABLE 1
REGISTRATION: -
SCALE: NTS
SIZE: A2
ALL DIMENSIONS ARE MILLIMETERS
THIRD ANGLE PROJECTION
CHECKED BY: SEE JCAERO/ECN/2177
TITLE: EXTERIOR PLACARDS ILLUSTRATED CATALOGUE
DRAWING NUMBER: HST112JCAERO2177
SHEET 12 OF 183
REV. A

© J&C AERO EEU LTD. OWN THE COPYRIGHT OF THIS DRAWING AND IT SHALL NOT BE REPRODUCED BY ANY OTHER WITHOUT THE PRIOR WRITTEN PERMISSION

(CONT.) 8. INSTALLATION LAYOUT AND LIST OF ITEMS NUMERIC INDEX

ITEM NR.	OEM PART NUMBER (ONLY FOR REFERENCE)	EPA PART NUMBER	LAYOUT	SIZE (WXH) LETTER HEIGHT	COLOR (BACKGROUND/FONT)	QTY PER VIEW	IPC/DWG REFERENCE	EFFECTIVITY	NOTE
13	D1121009320000	JC320E560A01		130X20 10	WHITE / BLACK	1	11-21-35	ALL	
14	D1121003820600	JC320E560A10		57X20 10	WHITE / BLACK	1	11-21-52	ALL	
15	D1121003820200	JC320E560A20		96X25	WHITE / BLACK	1	11-21-52	ALL	
16	D1121003520400	JC320E500A05		42X20 10	WHITE / BLACK	1	11-21-52	ALL	

© J&C AERO EEU LTD. OWN THE COPYRIGHT OF THIS DRAWING AND IT SHALL NOT BE REPRODUCED BY ANY OTHER WITHOUT THE PRIOR WRITTEN PERMISSION

(CONT.) 8. INSTALLATION LAYOUT AND LIST OF ITEMS NUMERIC INDEX

VIEW A4
LH STATIC PORT

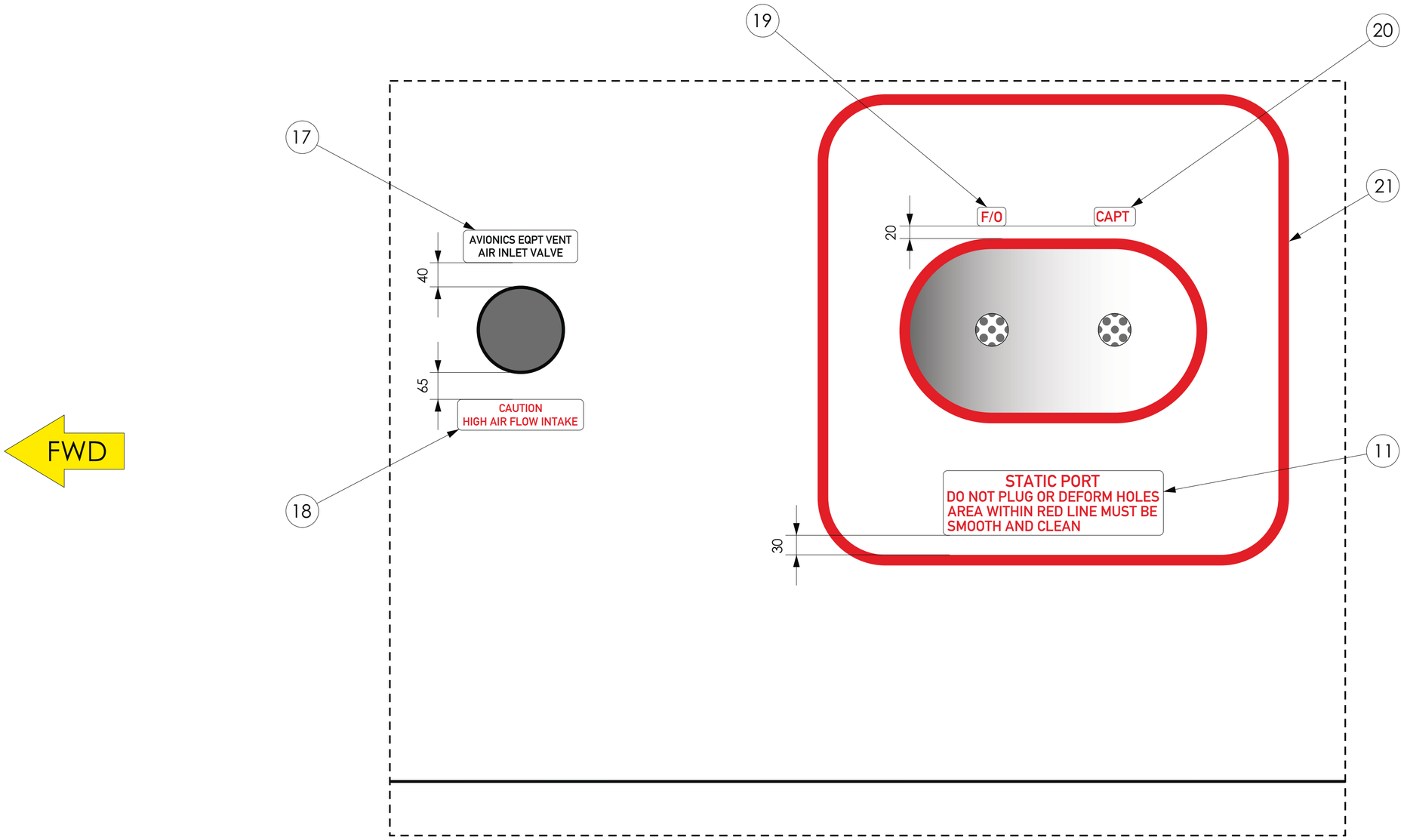

J&C AERO EEU EASA APPROVAL NO: EASA.21J.580	WWW.THISISDOA.EU INFO@THISISDOA.EU PHONE: +353 15 269768	AIRCRAFT: SEE TABLE 1	TOLERANCES ANGULAR ±5° DECIMALS X = ±1 X.X = ±0.5 X.XX = ±0.05	DRAWN BY: SEE JCAERO/ECN/2177
	MSN: SEE TABLE 1	REGISTRATION: -	SCALE: NTS / SIZE: A2 / ALL DIMENSIONS ARE MILLIMETERS / THIRD ANGLE PROJECTION	CHECKED BY: SEE JCAERO/ECN/2177
	TITLE: EXTERIOR PLACARDS ILLUSTRATED CATALOGUE			
	DRAWING NUMBER: HST112JCAERO2177		SHEET 14 OF 183	REV. A

© J&C AERO EEU LTD. OWN THE COPYRIGHT OF THIS DRAWING AND IT SHALL NOT BE REPRODUCED BY ANY OTHER WITHOUT THE PRIOR WRITTEN PERMISSION

(CONT.) 8. INSTALLATION LAYOUT AND LIST OF ITEMS NUMERIC INDEX

ITEM NR.	OEM PART NUMBER (ONLY FOR REFERENCE)	EPA PART NUMBER	LAYOUT	SIZE (WXH) LETTER HEIGHT	COLOR (BACKGROUND/FONT)	QTY PER VIEW	IPC/DWG REFERENCE	EFFECTIVITY	NOTE
11	D1121006420000	JC320E555A05	STATIC PORT DO NOT PLUG OR DEFORM HOLES AREA WITHIN RED LINE MUST BE SMOOTH AND CLEAN EPA JC320E555A05	269X79 15; 13	WHITE / FIRE RED	1	11-21-34	ALL	
17	D1121003220000	JC320E555A40	AVIONICS EQPT VENT AIR INLET VALVE EPA JC320E555A40	135X36 10	WHITE / BLACK	1	11-21-21	ALL	
18	D1121003220200	JC320E555A50	CAUTION HIGH AIR FLOW INTAKE EPA JC320E555A50	150X36 10	WHITE / FIRE RED	1	11-21-21	ALL	
19	D1121003620200	JC320E555A60	F/O EPA JC320E555A60	35X23 13	WHITE / FIRE RED	1	11-21-34	ALL	
20	D1121003620400	JC320E555A55	CAPT EPA JC320E555A55	50X23 13	WHITE / FIRE RED	1	11-21-34	ALL	
21	N/A	JC320S555A50		576X576 Line Weight 13	RED	1	11-21-34	ALL	STENCIL TO BE PAINTED IN RAL 3002 ACCORDING TO AIRBUS A320 AMM 11-00-00-370 AND AIPC 11-00-00

© J&C AERO EEU LTD. OWN THE COPYRIGHT OF THIS DRAWING AND IT SHALL NOT BE REPRODUCED BY ANY OTHER WITHOUT THE PRIOR WRITTEN PERMISSION

(CONT.) 8. INSTALLATION LAYOUT AND LIST OF ITEMS NUMERIC INDEX

VIEW A5
LH ANGLE OF ATTACK SENSOR



J&C AERO EEU EASA APPROVAL NO: EASA.21J.580	WWW.THISISDOA.EU INFO@THISISDOA.EU PHONE: +353 15 269768	AIRCRAFT: SEE TABLE 1	TOLERANCES ANGULAR =±5° DECIMALS X = ±1 X.X = ±0.5 X.XX = ±0.05	DRAWN BY: SEE JCAERO/ECN/2177
	MSN: SEE TABLE 1	REGISTRATION: -	SCALE: NTS / SIZE: A2 / ALL DIMENSIONS ARE MILLIMETERS / THIRD ANGLE PROJECTION	CHECKED BY: SEE JCAERO/ECN/2177
	TITLE: EXTERIOR PLACARDS ILLUSTRATED CATALOGUE			
	DRAWING NUMBER: HST112JCAERO2177		SHEET 16 OF 183	REV. A

© J&C AERO EEU LTD. OWN THE COPYRIGHT OF THIS DRAWING AND IT SHALL NOT BE REPRODUCED BY ANY OTHER WITHOUT THE PRIOR WRITTEN PERMISSION

(CONT.) 8. INSTALLATION LAYOUT AND LIST OF ITEMS NUMERIC INDEX

ITEM NR.	OEM PART NUMBER (ONLY FOR REFERENCE)	EPA PART NUMBER	LAYOUT	SIZE (WXH) LETTER HEIGHT	COLOR (BACKGROUND/FONT)	QTY PER VIEW	IPC/DWG REFERENCE	EFFECTIVITY	NOTE
22	N/A	JC320S551A01		218X218 Line weight 10	RED	2	34-11-02	ALL	STENCIL TO BE PAINTED IN RAL 3002 ACCORDING TO AIRBUS A320 AMM 11-00-00-370 AND AIPC 11-00-00

© J&C AERO EEU LTD. OWN THE COPYRIGHT OF THIS DRAWING AND IT SHALL NOT BE REPRODUCED BY ANY OTHER WITHOUT THE PRIOR WRITTEN PERMISSION

(CONT.) 8. INSTALLATION LAYOUT AND LIST OF ITEMS NUMERIC INDEX

VIEW B3
AVIONICS EQPT VENT (OUTLET)

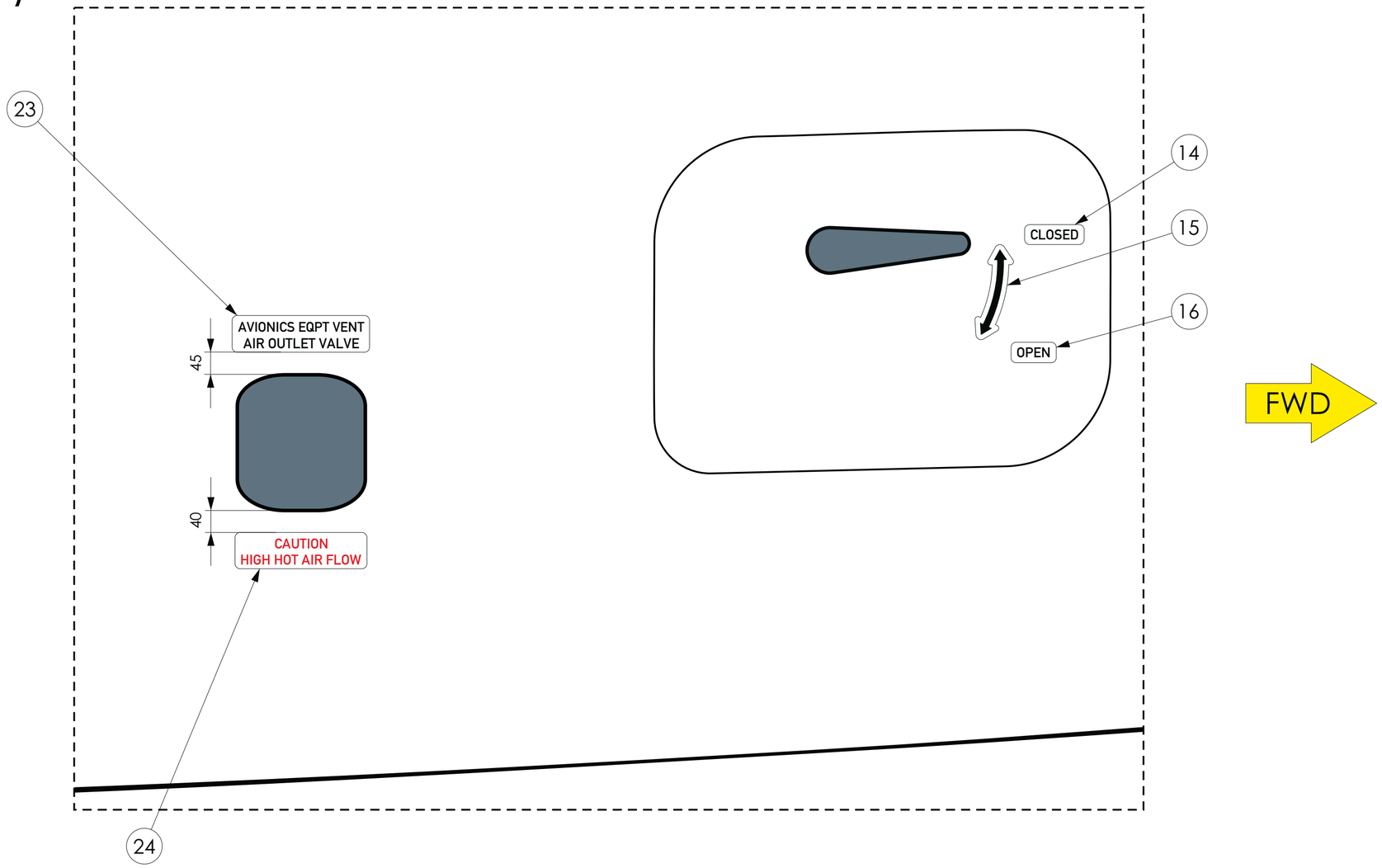

J&C AERO EEU EASA APPROVAL NO: EASA.21J.580	WWW.THISISDOA.EU INFO@THISISDOA.EU PHONE: +353 15 269768	AIRCRAFT: SEE TABLE 1	TOLERANCES ANGULAR ±5° DECIMALS X = ±1 X.X = ±0.5 X.XX = ±0.05	DRAWN BY: SEE JCAERO/ECN/2177
	MSN: SEE TABLE 1	REGISTRATION: -	SCALE: NTS / SIZE: A2 / ALL DIMENSIONS ARE MILLIMETERS / THIRD ANGLE PROJECTION	CHECKED BY: SEE JCAERO/ECN/2177
	TITLE: EXTERIOR PLACARDS ILLUSTRATED CATALOGUE			
	DRAWING NUMBER: HST112JCAERO2177		SHEET 18 OF 183	REV. A

© J&C AERO EEU LTD. OWN THE COPYRIGHT OF THIS DRAWING AND IT SHALL NOT BE REPRODUCED BY ANY OTHER WITHOUT THE PRIOR WRITTEN PERMISSION

(CONT.) 8. INSTALLATION LAYOUT AND LIST OF ITEMS NUMERIC INDEX

ITEM NR.	OEM PART NUMBER (ONLY FOR REFERENCE)	EPA PART NUMBER	LAYOUT	SIZE (WXH) LETTER HEIGHT	COLOR (BACKGROUND/FONT)	QTY PER VIEW	IPC/DWG REFERENCE	EFFECTIVITY	NOTE
14	D1121003820600	JC320E560A10		57X20 10	WHITE / BLACK	1	11-21-52	ALL	
15	D1121003820200	JC320E560A20		96X25	WHITE / BLACK	1	11-21-52	ALL	
16	D1121003520400	JC320E500A05		42X20 10	WHITE / BLACK	1	11-21-52	ALL	
23	D1121003320000	JC320E555A35		135X36 10	WHITE / BLACK	1	11-21-21	ALL	
24	D1121003320200	JC320E555A45		129X36 10	WHITE / FIRE RED	1	11-21-21	ALL	

© J&C AERO EEU LTD. OWN THE COPYRIGHT OF THIS DRAWING AND IT SHALL NOT BE REPRODUCED BY ANY OTHER WITHOUT THE PRIOR WRITTEN PERMISSION

(CONT.) 8. INSTALLATION LAYOUT AND LIST OF ITEMS NUMERIC INDEX

VIEW B4
RH STATIC PORT

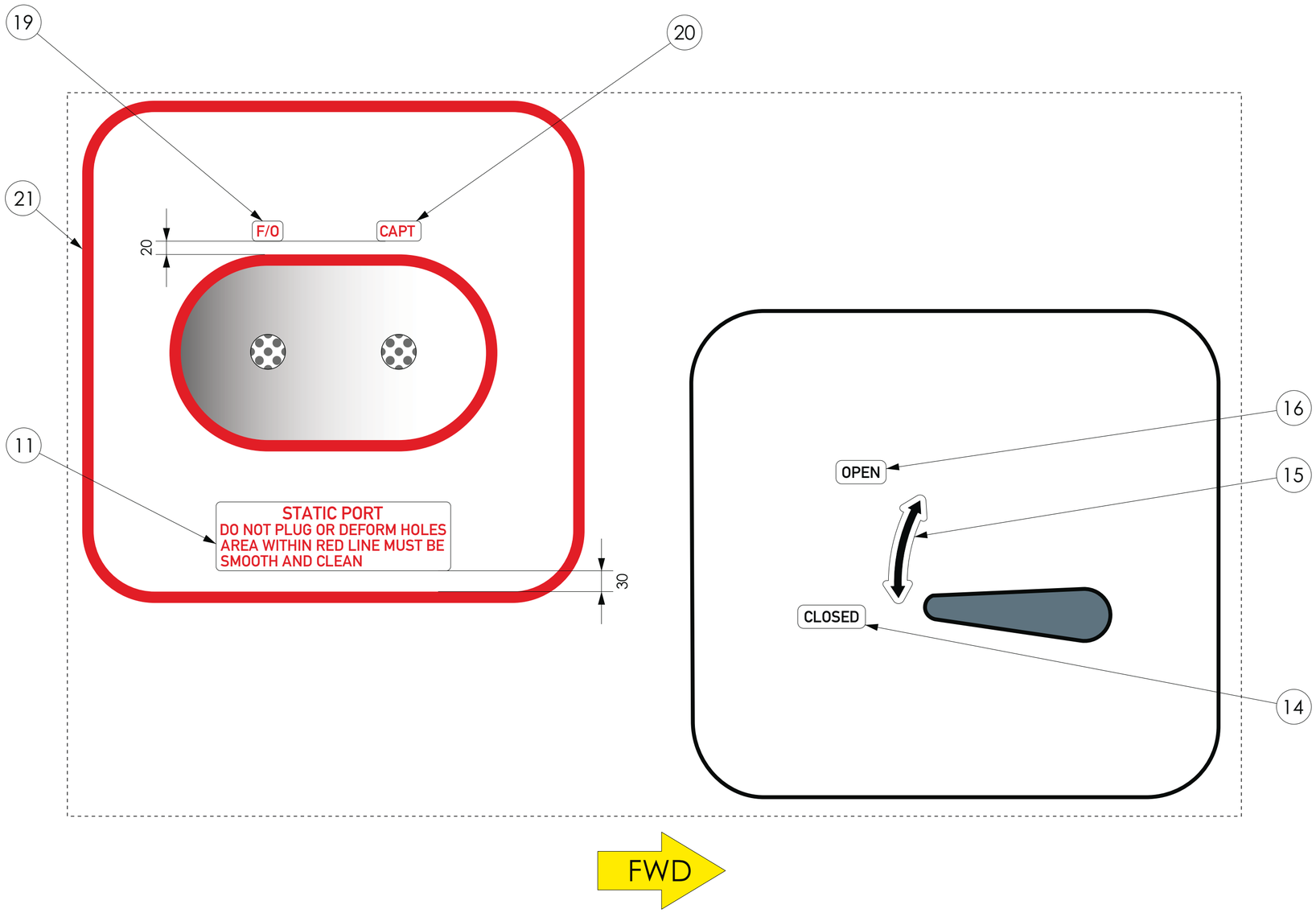

© J&C AERO EEU LTD. OWN THE COPYRIGHT OF THIS DRAWING AND IT SHALL NOT BE REPRODUCED BY ANY OTHER WITHOUT THE PRIOR WRITTEN PERMISSION

(CONT.) 8. INSTALLATION LAYOUT AND LIST OF ITEMS NUMERIC INDEX

ITEM NR.	OEM PART NUMBER (ONLY FOR REFERENCE)	EPA PART NUMBER	LAYOUT	SIZE (WXH) LETTER HEIGHT	COLOR (BACKGROUND/FONT)	QTY PER VIEW	IPC/DWG REFERENCE	EFFECTIVITY	NOTE
11	D1121006420000	JC320E555A05	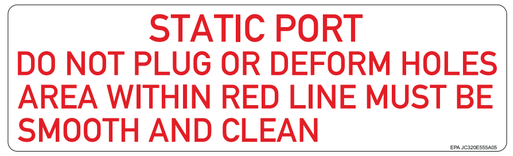	269X79 15; 13	WHITE / FIRE RED	1	11-21-34	ALL	
14	D1121003820600	JC320E560A10		57X20 10	WHITE / BLACK	1	11-21-52	ALL	
15	D1121003820200	JC320E560A20		96X25	WHITE / BLACK	1	11-21-52	ALL	
16	D1121003520400	JC320E500A05		42X20 10	WHITE / BLACK	1	11-21-52	ALL	
19	D1121003620200	JC320E555A60		35X23 13	WHITE / FIRE RED	1	11-21-34	ALL	
20	D1121003620400	JC320E555A55		50X23 13	WHITE / FIRE RED	1	11-21-34	ALL	
21	N/A	JC320S555A50		576X576 Line Weight 13	RED	1	11-21-34	ALL	STENCIL TO BE PAINTED IN RAL 3002 ACCORDING TO AIRBUS A320 AMM 11-00-00-370 AND AIPC 11-00-00

© J&C AERO EEU LTD. OWN THE COPYRIGHT OF THIS DRAWING AND IT SHALL NOT BE REPRODUCED BY ANY OTHER WITHOUT THE PRIOR WRITTEN PERMISSION

(CONT.) 8. INSTALLATION LAYOUT AND LIST OF ITEMS NUMERIC INDEX

VIEW B5
RH ANGLE OF ATTACK SENSOR

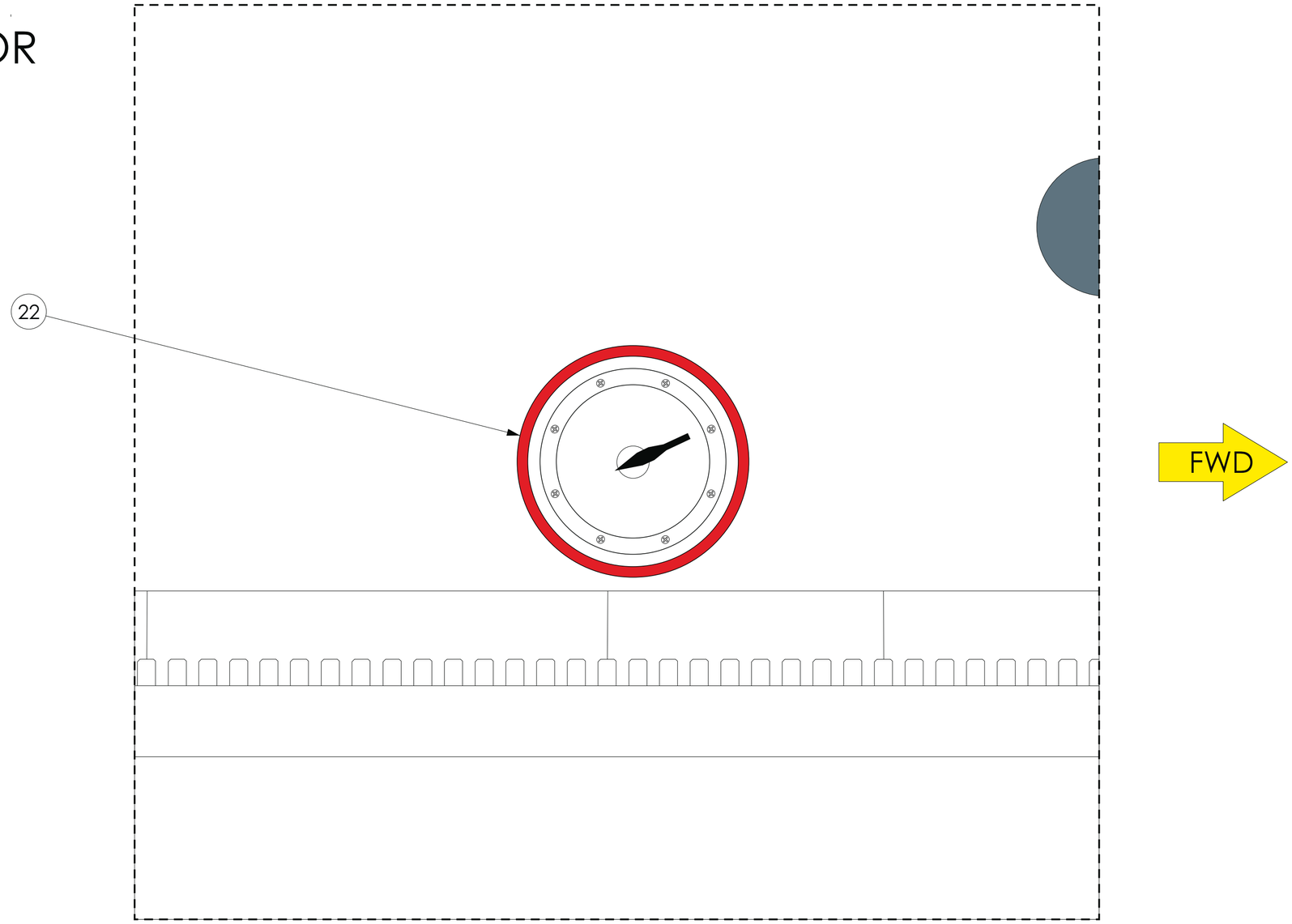

J&C AERO EEU EASA APPROVAL NO: EASA.21J.580	WWW.THISISDOA.EU INFO@THISISDOA.EU PHONE: +353 15 269768	AIRCRAFT: SEE TABLE 1	TOLERANCES ANGULAR =±5° DECIMALS X = ±1 X.X = ±0.5 X.XX = ±0.05		DRAWN BY: SEE JCAERO/ECN/2177
	MSN: SEE TABLE 1	REGISTRATION: -	SCALE: NTS	SIZE: A2	ALL DIMENSIONS ARE MILLIMETERS THIRD ANGLE PROJECTION	CHECKED BY: SEE JCAERO/ECN/2177
	TITLE: EXTERIOR PLACARDS ILLUSTRATED CATALOGUE				
	DRAWING NUMBER: HST112JCAERO2177				SHEET 22 OF 183	REV. A

© J&C AERO EEU LTD. OWN THE COPYRIGHT OF THIS DRAWING AND IT SHALL NOT BE REPRODUCED BY ANY OTHER WITHOUT THE PRIOR WRITTEN PERMISSION

(CONT.) 8. INSTALLATION LAYOUT AND LIST OF ITEMS NUMERIC INDEX

ITEM NR.	OEM PART NUMBER (ONLY FOR REFERENCE)	EPA PART NUMBER	LAYOUT	SIZE (WXH) LETTER HEIGHT	COLOR (BACKGROUND/FONT)	QTY PER VIEW	IPC/DWG REFERENCE	EFFECTIVITY	NOTE
22	N/A	JC320S551A01		218X218 Line weight 10	RED	1	34-11-02	ALL	STENCIL TO BE PAINTED IN RAL 3002 ACCORDING TO AIRBUS A320 AMM 11-00-00-370 AND AIPC 11-00-00

© J&C AERO EEU LTD. OWN THE COPYRIGHT OF THIS DRAWING AND IT SHALL NOT BE REPRODUCED BY ANY OTHER WITHOUT THE PRIOR WRITTEN PERMISSION

(CONT.) 8. INSTALLATION LAYOUT AND LIST OF ITEMS NUMERIC INDEX

VIEW C1
GROUND ELECTRIC CONNECTION

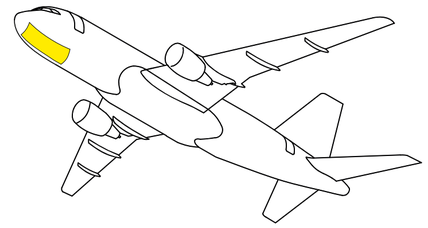

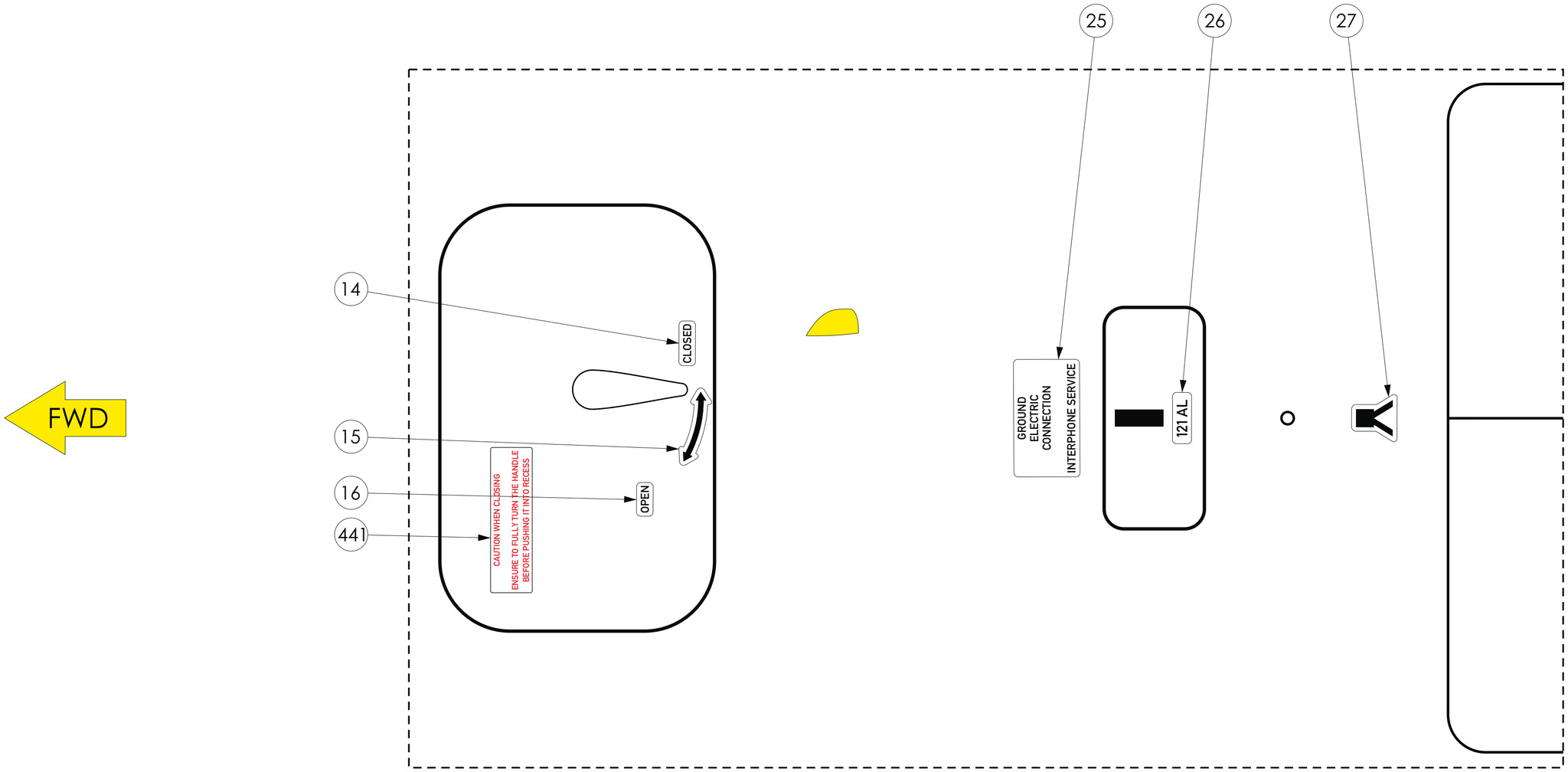

J&C AERO EEU EASA APPROVAL NO: EASA.21J.580	WWW.THISISDOA.EU INFO@THISISDOA.EU PHONE: +353 15 269768	AIRCRAFT: SEE TABLE 1	TOLERANCES: ANGULAR ±5°; DECIMALS X = ±1, X.X = ±0.5, X.XX = ±0.05	DRAWN BY: SEE JCAERO/ECN/2177
	MSN: SEE TABLE 1	REGISTRATION: -	SCALE: NTS; SIZE: A2; ALL DIMENSIONS ARE MILLIMETERS; THIRD ANGLE PROJECTION	CHECKED BY: SEE JCAERO/ECN/2177
	TITLE: EXTERIOR PLACARDS ILLUSTRATED CATALOGUE			
	DRAWING NUMBER: HST112JCAERO2177		SHEET 24 OF 183	REV. A

© J&C AERO EEU LTD. OWN THE COPYRIGHT OF THIS DRAWING AND IT SHALL NOT BE REPRODUCED BY ANY OTHER WITHOUT THE PRIOR WRITTEN PERMISSION

(CONT.) 8. INSTALLATION LAYOUT AND LIST OF ITEMS NUMERIC INDEX

ITEM NR.	OEM PART NUMBER (ONLY FOR REFERENCE)	EPA PART NUMBER	LAYOUT	SIZE (WXH) LETTER HEIGHT	COLOR (BACKGROUND/FONT)	QTY PER VIEW	IPC/DWG REFERENCE	EFFECTIVITY	NOTE
14	D1121003820600	JC320E560A10		69X40 10	WHITE / BLACK	1	11-21-52	ALL	
15	D1121003820200	JC320E560A20		96X25	WHITE / BLACK	1	11-21-52	ALL	
16	D1121003520400	JC320E500A05		69X40 10	WHITE / BLACK	1	11-21-52	ALL	
25	D1121003920000	JC320E501A01		141X80 10	WHITE / BLACK	1	11-21-24	ALL	
26	D1121006723300	JC320E501A10		62X23 13	WHITE / BLACK	1	11-21-52	ALL	
27	D1121005720000	JC320E552A01		57X55	WHITE / BLACK	1	11-21-07	ALL	
441	D1121384120000	JC320E504A50	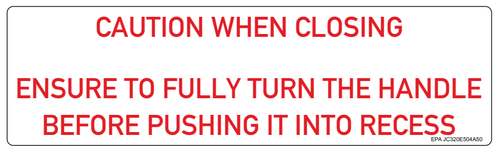	237X68 10	WHITE / RED	1	11-21-52	03275; 04906	

© J&C AERO EEU LTD. OWN THE COPYRIGHT OF THIS DRAWING AND IT SHALL NOT BE REPRODUCED BY ANY OTHER WITHOUT THE PRIOR WRITTEN PERMISSION

(CONT.) 8. INSTALLATION LAYOUT AND LIST OF ITEMS NUMERIC INDEX

VIEW C2
NLG LEG DOOR

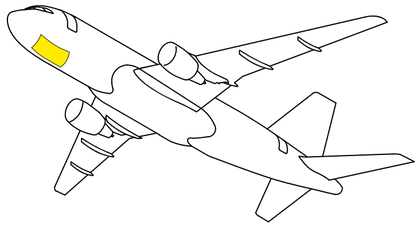

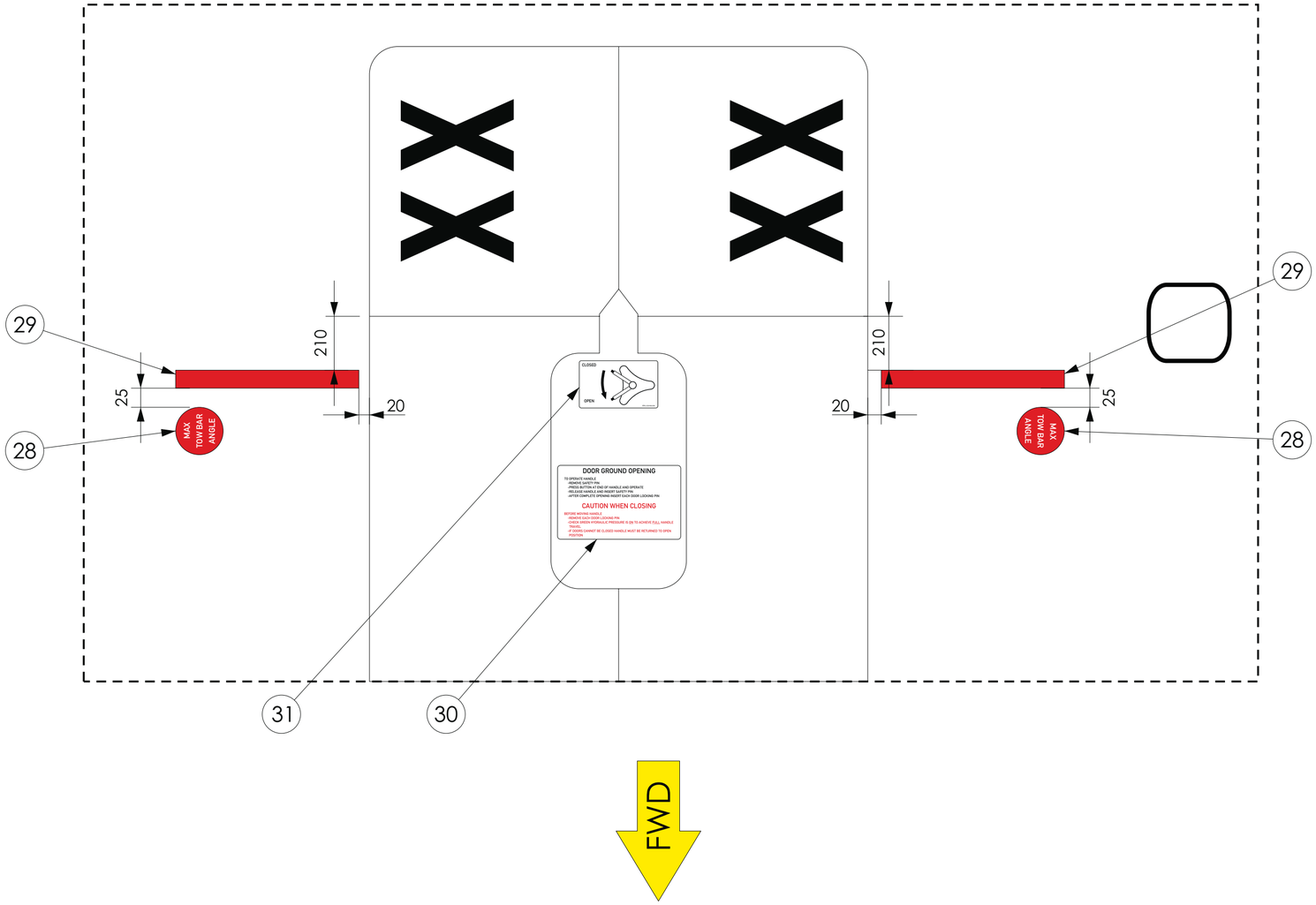

J&C AERO EEU EASA APPROVAL NO: EASA.21J.580	WWW.THISISDOA.EU INFO@THISISDOA.EU PHONE: +353 15 269768	AIRCRAFT: SEE TABLE 1	TOLERANCES ANGULAR =±5° DECIMALS X = ±1 X.X = ±0.5 X.XX = ±0.05	DRAWN BY: SEE JCAERO/ECN/2177
	MSN: SEE TABLE 1	REGISTRATION: -	SCALE: NTS / SIZE: A2 / ALL DIMENSIONS ARE MILLIMETERS / THIRD ANGLE PROJECTION	CHECKED BY: SEE JCAERO/ECN/2177
	TITLE: EXTERIOR PLACARDS ILLUSTRATED CATALOGUE			
	DRAWING NUMBER: HST112JCAERO2177		SHEET 26 OF 183	REV. A

© J&C AERO EEU LTD. OWN THE COPYRIGHT OF THIS DRAWING AND IT SHALL NOT BE REPRODUCED BY ANY OTHER WITHOUT THE PRIOR WRITTEN PERMISSION

(CONT.) 8. INSTALLATION LAYOUT AND LIST OF ITEMS NUMERIC INDEX

ITEM NR.	OEM PART NUMBER (ONLY FOR REFERENCE)	EPA PART NUMBER	LAYOUT	SIZE (WXH) LETTER HEIGHT	COLOR (BACKGROUND/FONT)	QTY PER VIEW	IPC/DWG REFERENCE	EFFECTIVITY	NOTE
28	A0001058920000	JC320E502A10		130x130 16	FIRE RED / WHITE	2	11-21-53	ALL	
29	A0001058920000	JC320E502A01		502X50	FIRE RED	2	11-21-53	ALL	
30	D1121003120000	JC320E502A20		200X120 8; 4	WHITE / BLACK / FIRE RED	1	11-21-32	ALL	
31	D1121003120200	JC320E502A30	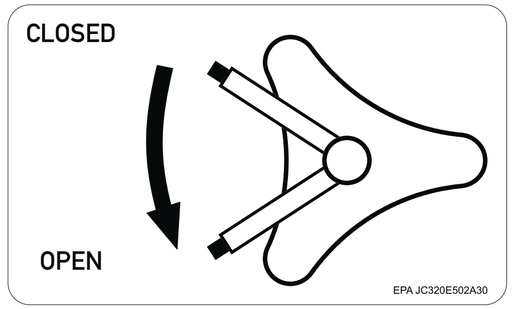	133X80 5	WHITE / BLACK	1	11-21-32	ALL	

J&C AERO EEU
EASA APPROVAL NO: EASA.21J.580
WWW.THISISDOA.EU
INFO@THISISDOA.EU
PHONE: +353 15 269768

AIRCRAFT: SEE TABLE 1
MSN: SEE TABLE 1
REGISTRATION: -
TOLERANCES: ANGULAR ±25°; DECIMALS X = ±1, X.X = ±0.5, X.XX = ±0.05
SCALE: NTS
SIZE: A2
ALL DIMENSIONS ARE MILLIMETERS
THIRD ANGLE PROJECTION
DRAWN BY: SEE JCAERO/ECN/2177
CHECKED BY: SEE JCAERO/ECN/2177
TITLE: EXTERIOR PLACARDS ILLUSTRATED CATALOGUE
DRAWING NUMBER: HST112JCAERO2177
SHEET 27 OF 183
REV. A

© J&C AERO EEU LTD. OWN THE COPYRIGHT OF THIS DRAWING AND IT SHALL NOT BE REPRODUCED BY ANY OTHER WITHOUT THE PRIOR WRITTEN PERMISSION

(CONT.) 8. INSTALLATION LAYOUT AND LIST OF ITEMS NUMERIC INDEX

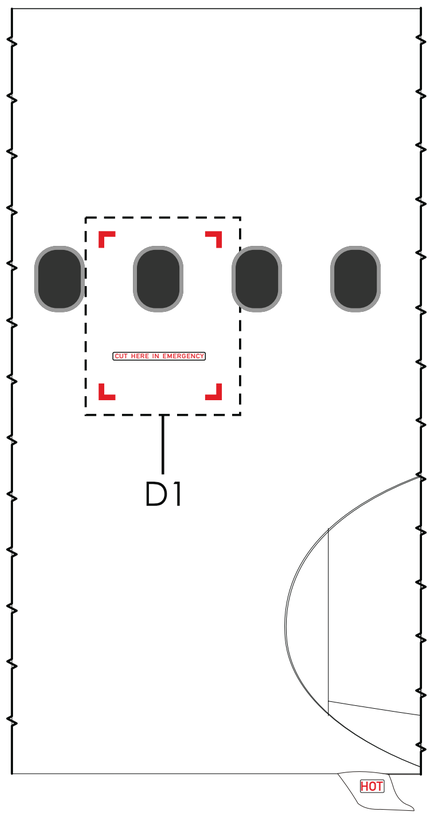

FWD

VIEW D
LH FUSELAGE SECTION 43

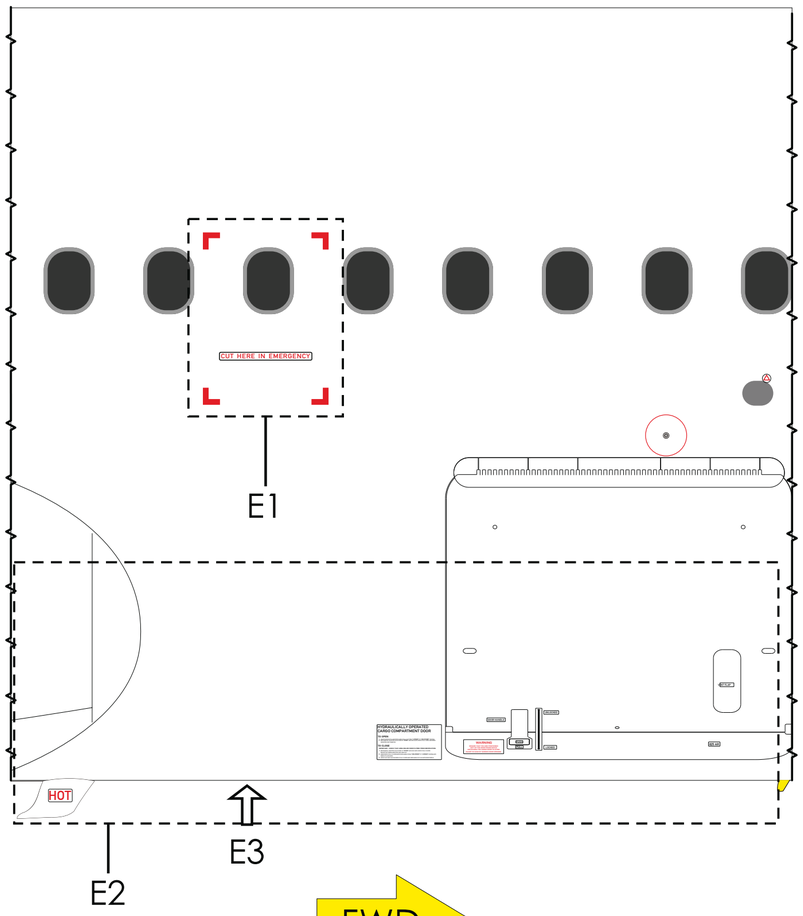

FWD

VIEW E
RH FUSELAGE SECTION 43

VIEW	SHEET
D1/E1 - LH/RH SECTION 43 BREAK IN POINT	29
E2 - FWD CARGO DOOR	31
E3 - FWD CARGO DOOR SELECTOR (BOTTOM VIEW)	34

© J&C AERO EEU LTD. OWN THE COPYRIGHT OF THIS DRAWING AND IT SHALL NOT BE REPRODUCED BY ANY OTHER WITHOUT THE PRIOR WRITTEN PERMISSION

(CONT.) 8. INSTALLATION LAYOUT AND LIST OF ITEMS NUMERIC INDEX

VIEW D1

LH SECTION 43 BREAK IN POINT

RH SIDE SYMMETRICAL

VIEW E1

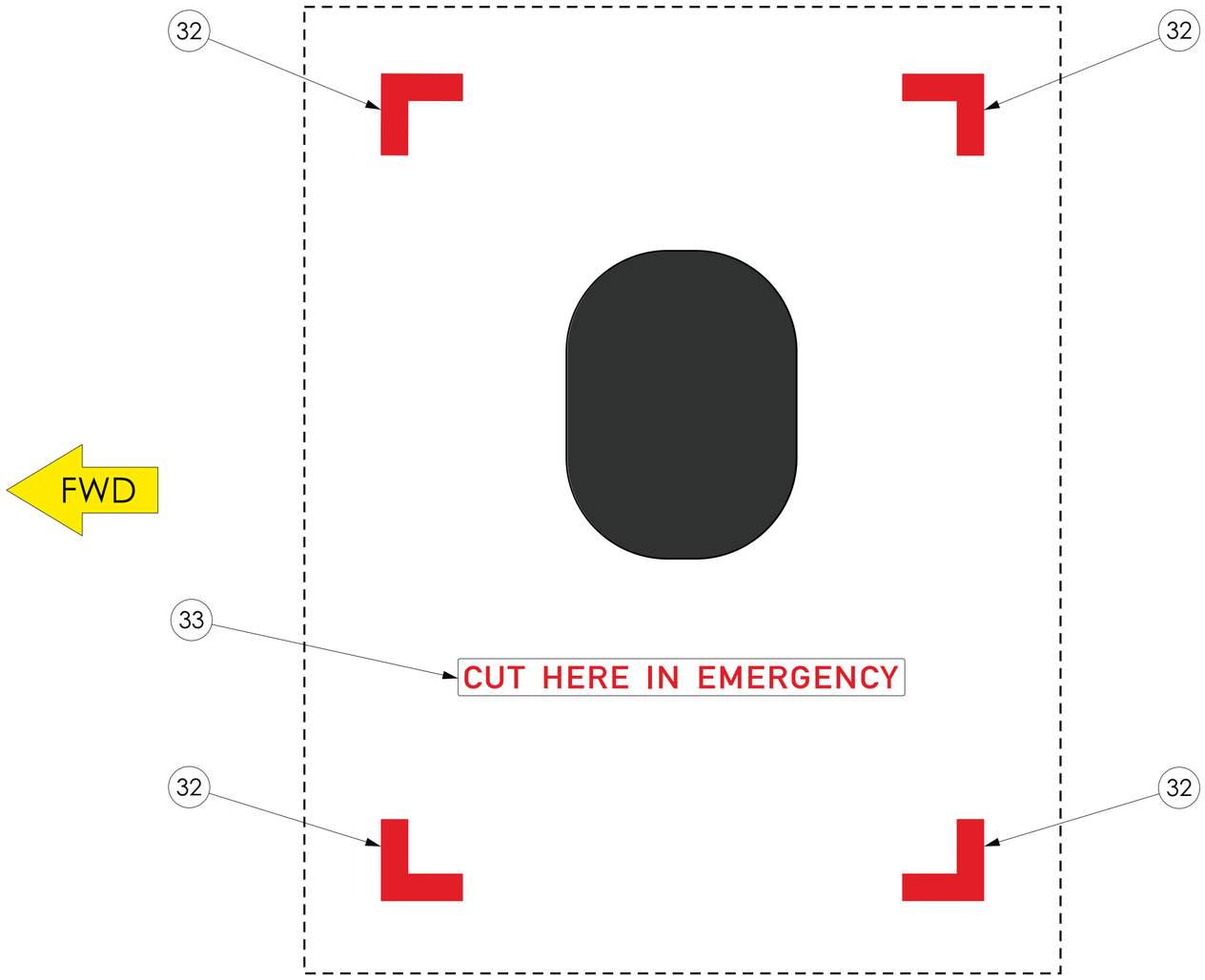

FOR LOCATION REFER TO SHEET 28

© J&C AERO EEU LTD. OWN THE COPYRIGHT OF THIS DRAWING AND IT SHALL NOT BE REPRODUCED BY ANY OTHER WITHOUT THE PRIOR WRITTEN PERMISSION

(CONT.) 8. INSTALLATION LAYOUT AND LIST OF ITEMS NUMERIC INDEX

ITEM NR.	OEM PART NUMBER (ONLY FOR REFERENCE)	EPA PART NUMBER	LAYOUT	SIZE (WXH) LETTER HEIGHT	COLOR (BACKGROUND/FONT)	QTY PER VIEW	IPC/DWG REFERENCE	EFFECTIVITY	NOTE
32	D1121006820100	JC320E550A01		90X90	FIRE RED	8	11-21-53	ALL	FOR LOCATION REFER TO SHEET 28
33	D1121006820300	JC320E550A10		485X35 25	WHITE / FIRE RED	2	11-21-53	ALL	FOR LOCATION REFER TO SHEET 28

© J&C AERO EEU LTD. OWN THE COPYRIGHT OF THIS DRAWING AND IT SHALL NOT BE REPRODUCED BY ANY OTHER WITHOUT THE PRIOR WRITTEN PERMISSION

(CONT.) 8. INSTALLATION LAYOUT AND LIST OF ITEMS NUMERIC INDEX

VIEW E2

FWD CARGO DOOR

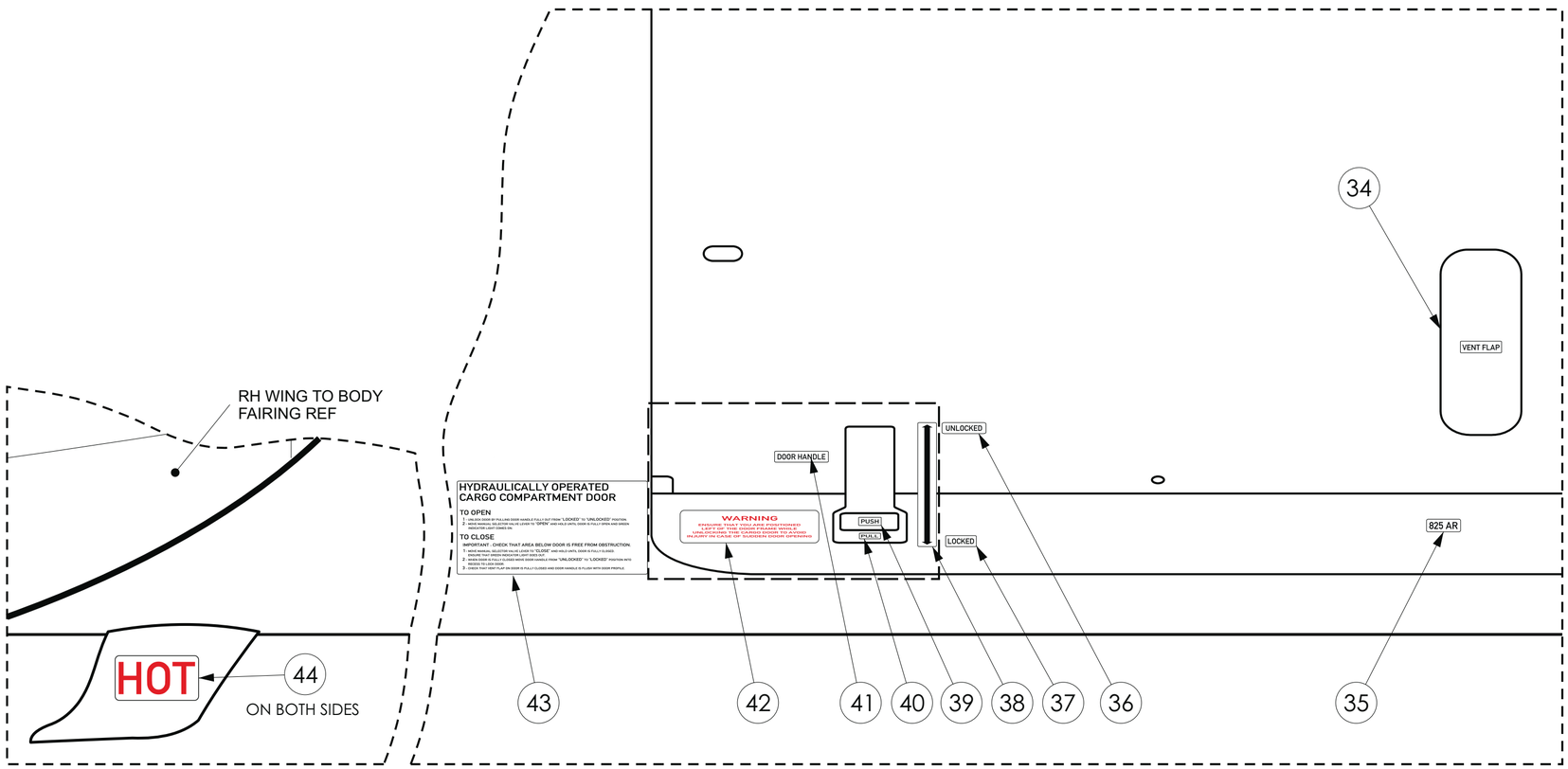

J&C AERO EEU EASA APPROVAL NO: EASA.21J.580	WWW.THISISDOA.EU INFO@THISISDOA.EU PHONE: +353 15 269768	AIRCRAFT: SEE TABLE 1	TOLERANCES ANGULAR = ±5° DECIMALS X = ±1 X.X = ±0.5 X.XX = ±0.05	DRAWN BY: SEE JCAERO/ECN/2177
	MSN: SEE TABLE 1	REGISTRATION: -	SCALE: NTS / SIZE: A2 / ALL DIMENSIONS ARE MILLIMETERS / THIRD ANGLE PROJECTION	CHECKED BY: SEE JCAERO/ECN/2177
	TITLE: EXTERIOR PLACARDS ILLUSTRATED CATALOGUE			
	DRAWING NUMBER: HST112JCAERO2177		SHEET 31 OF 183	REV. A

© J&C AERO EEU LTD. OWN THE COPYRIGHT OF THIS DRAWING AND IT SHALL NOT BE REPRODUCED BY ANY OTHER WITHOUT THE PRIOR WRITTEN PERMISSION

(CONT.) 8. INSTALLATION LAYOUT AND LIST OF ITEMS NUMERIC INDEX

ITEM NR.	OEM PART NUMBER (ONLY FOR REFERENCE)	EPA PART NUMBER	LAYOUT	SIZE (WXH) LETTER HEIGHT	COLOR (BACKGROUND/FONT)	QTY PER VIEW	IPC/DWG REFERENCE	EFFECTIVITY	NOTE
34	D1121003421400	JC320E500A20	VENT FLAP EPA JC320E500A20	78X20 10	WHITE / BLACK	1	11-21-52	ALL	
35	D1121006723800	JC320E500A40	825 AR EPA JC320E500A40	62X23 13	WHITE / BLACK	1	11-21-52	ALL	
36	D1121003420600	JC320E500A15	UNLOCKED EPA JC320E500A15	80X20 10	WHITE / BLACK	1	11-21-52	ALL	
37	D1121003420400	JC320E500A10	LOCKED EPA JC320E500A10	58X20 10	WHITE / BLACK	1	11-21-52	ALL	
38	D1127710022900	JC320E500A65	⟷	440X30	WHITE / BLACK	1	11-21-52	ALL	
39	D1121003420000	JC320E500A45	PUSH EPA JC320E500A45	42X20 10	WHITE / BLACK	1	11-21-52	ALL	
40	D1121003420200	JC320E500A35	PULL EPA JC320E500A35	42X20 10	WHITE / BLACK	1	11-21-52	ALL	
41	D1127710023100	JC320E500A25	DOOR HANDLE EPA JC320E500A25	98X20 10	WHITE / BLACK	1	11-21-52	ALL	

© J&C AERO EEU LTD. OWN THE COPYRIGHT OF THIS DRAWING AND IT SHALL NOT BE REPRODUCED BY ANY OTHER WITHOUT THE PRIOR WRITTEN PERMISSION

(CONT.) 8. INSTALLATION LAYOUT AND LIST OF ITEMS NUMERIC INDEX

ITEM NR.	OEM PART NUMBER (ONLY FOR REFERENCE)	EPA PART NUMBER	LAYOUT	SIZE (WXH) LETTER HEIGHT	COLOR (BACKGROUND/FONT)	QTY PER VIEW	IPC/DWG REFERENCE	EFFECTIVITY	NOTE
42	D1127712131700	JC320E500A50	WARNING ENSURE THAT YOU ARE POSITIONED LEFT OF THE DOOR FRAME WHILE UNLOCKING THE CARGO DOOR TO AVOID INJURY IN CASE OF SUDDEN DOOR OPENING EPA JC320E500A50	270X100 19;10	WHITE / FIRE RED	1	D11210774	ALL	
43	D1127710023000	JC320E500A60	HYDRAULICALLY OPERATED CARGO COMPARTMENT DOOR TO OPEN 1 - UNLOCK DOOR BY PULLING DOOR HANDLE FULLY OUT FROM "LOCKED" TO "UNLOCKED" POSITION. 2 - MOVE MANUAL SELECTOR VALVE LEVER TO "OPEN" AND HOLD UNTIL DOOR IS FULLY OPEN AND GREEN INDICATOR LIGHT COMES ON. TO CLOSE IMPORTANT : CHECK THAT AREA BELOW DOOR IS FREE FROM OBSTRUCTION. 1 - MOVE MANUAL SELECTOR VALVE LEVER TO "CLOSE" AND HOLD UNTIL DOOR IS FULLY CLOSED. ENSURE THAT GREEN INDICATOR LIGHT GOES OUT. 2 - WHEN DOOR IS FULLY CLOSED MOVE DOOR HANDLE FROM "UNLOCKED" TO "LOCKED" POSITION INTO RECESS TO LOCK DOOR. 3 - CHECK THAT VENT FLAP ON DOOR IS FULLY CLOSED AND DOOR HANDLE IS FLUSH WITH DOOR PROFILE. EPA JC320E500A60	503X300 7; 10; 16; 24	WHITE / BLACK	1	11-21-52	ALL	
44	N/A	JC320E553A01	HOT EPA JC320E553A01	127X68 50	WHITE / FIRE RED	2	D11277025	ALL	

© J&C AERO EEU LTD. OWN THE COPYRIGHT OF THIS DRAWING AND IT SHALL NOT BE REPRODUCED BY ANY OTHER WITHOUT THE PRIOR WRITTEN PERMISSION

(CONT.) 8. INSTALLATION LAYOUT AND LIST OF ITEMS NUMERIC INDEX

VIEW E3
FWD CARGO DOOR SELECTOR (BOTTOM VIEW)

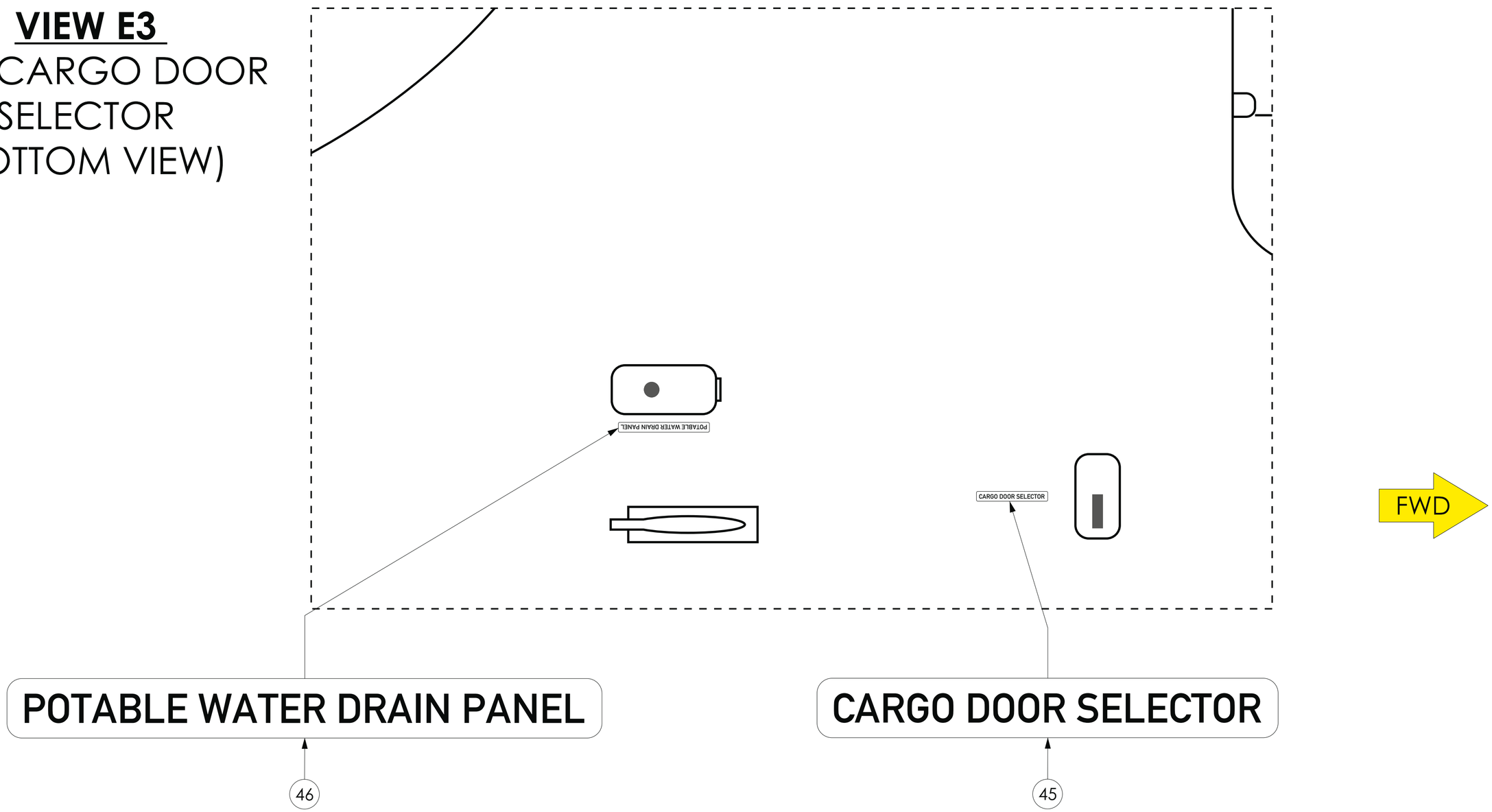

J&C AERO EEU EASA APPROVAL NO: EASA.21J.580	WWW.THISISDOA.EU INFO@THISISDOA.EU PHONE: +353 15 269768	AIRCRAFT: SEE TABLE 1	TOLERANCES ANGULAR ±25° DECIMALS X = ±1 X.X = ±0.5 X.XX = ±0.05	DRAWN BY: SEE JCAERO/ECN/2177
	MSN: SEE TABLE 1	REGISTRATION: -	SCALE: NTS / SIZE: A2 / ALL DIMENSIONS ARE MILLIMETERS / THIRD ANGLE PROJECTION	CHECKED BY: SEE JCAERO/ECN/2177
	TITLE: EXTERIOR PLACARDS ILLUSTRATED CATALOGUE			
	DRAWING NUMBER: HST112JCAERO2177		SHEET 34 OF 183	REV. A

© J&C AERO EEU LTD. OWN THE COPYRIGHT OF THIS DRAWING AND IT SHALL NOT BE REPRODUCED BY ANY OTHER WITHOUT THE PRIOR WRITTEN PERMISSION

(CONT.) 8. INSTALLATION LAYOUT AND LIST OF ITEMS NUMERIC INDEX

ITEM NR.	OEM PART NUMBER (ONLY FOR REFERENCE)	EPA PART NUMBER	LAYOUT	SIZE (WXH) LETTER HEIGHT	COLOR (BACKGROUND/FONT)	QTY PER VIEW	IPC/DWG REFERENCE	EFFECTIVITY	NOTE
45	D1121002220000	JC320E500A30	CARGO DOOR SELECTOR EPA JC320E500A30	154X20 10	WHITE / BLACK	1	11-21-52	ALL	
46	D1121002920000	JC320E504A01	POTABLE WATER DRAIN PANEL EPA JC320E504A01	200X20 10	WHITE / BLACK	1	11-21-38	ALL	

© J&C AERO EEU LTD. OWN THE COPYRIGHT OF THIS DRAWING AND IT SHALL NOT BE REPRODUCED BY ANY OTHER WITHOUT THE PRIOR WRITTEN PERMISSION

(CONT.) 8. INSTALLATION LAYOUT AND LIST OF ITEMS NUMERIC INDEX

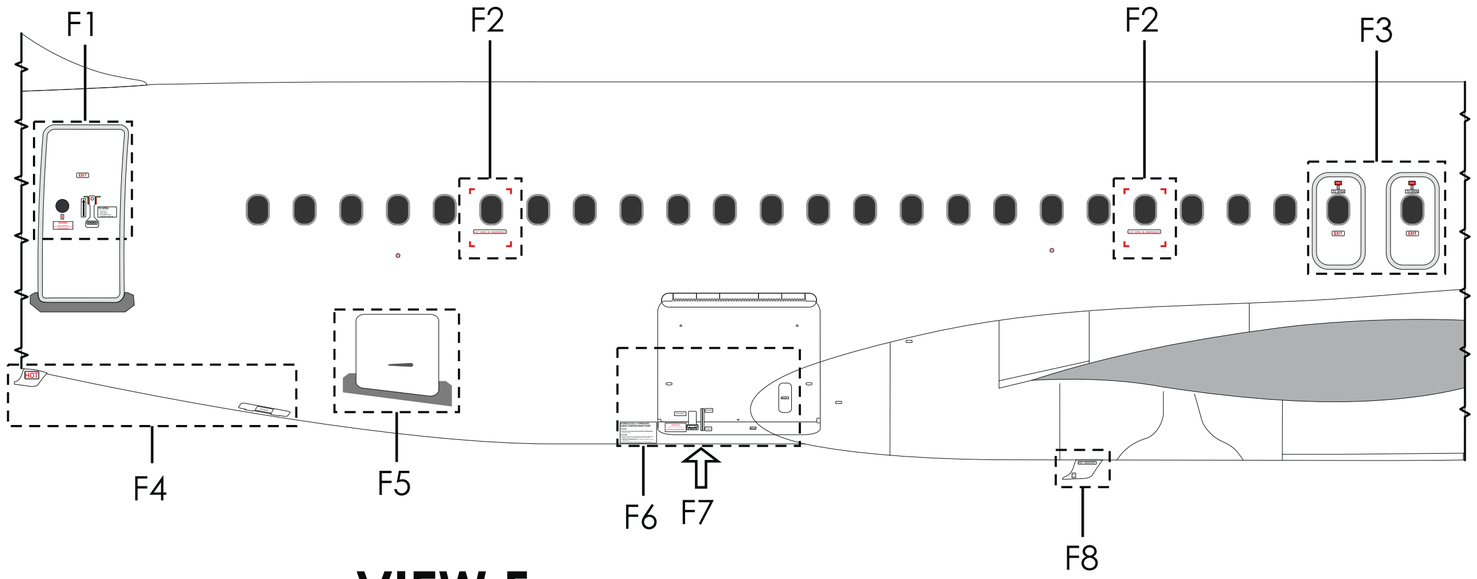

VIEW	SHEET
F1/G1 - RH/LH AFT DOOR	37
F2/G2 - RH/LH SECTION 46 BREAK IN POINT	40
F3/G3 - RH/LH EMERGENCY DOOR	42
F4 - TOILET SERVICE	44
F5 - BULK CARGO DOOR	46
F6 - AFT CARGO DOOR	48
F7 - AFT CARGO DOOR SELECTOR (BOTTOM VIEW)	51
F8/G4 - FUEL DRAIN/VENT	53
G5 - POTABLE WATER SERVICE PANEL	55

VIEW F

RH FUSELAGE SECTION 46

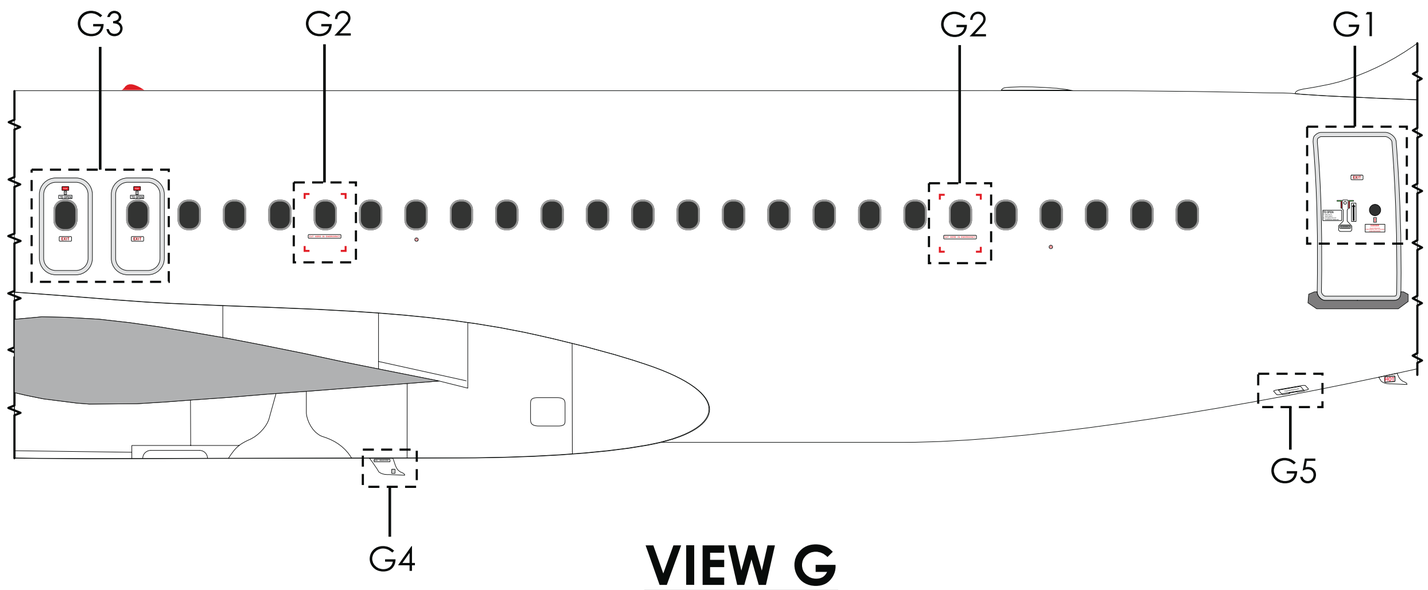

VIEW G

LH FUSELAGE SECTION 46

© J&C AERO EEU LTD. OWN THE COPYRIGHT OF THIS DRAWING AND IT SHALL NOT BE REPRODUCED BY ANY OTHER WITHOUT THE PRIOR WRITTEN PERMISSION

(CONT.) 8. INSTALLATION LAYOUT AND LIST OF ITEMS NUMERIC INDEX

VIEW F1
RH AFT DOOR

LH SIDE SYMMETRICAL
VIEW G1

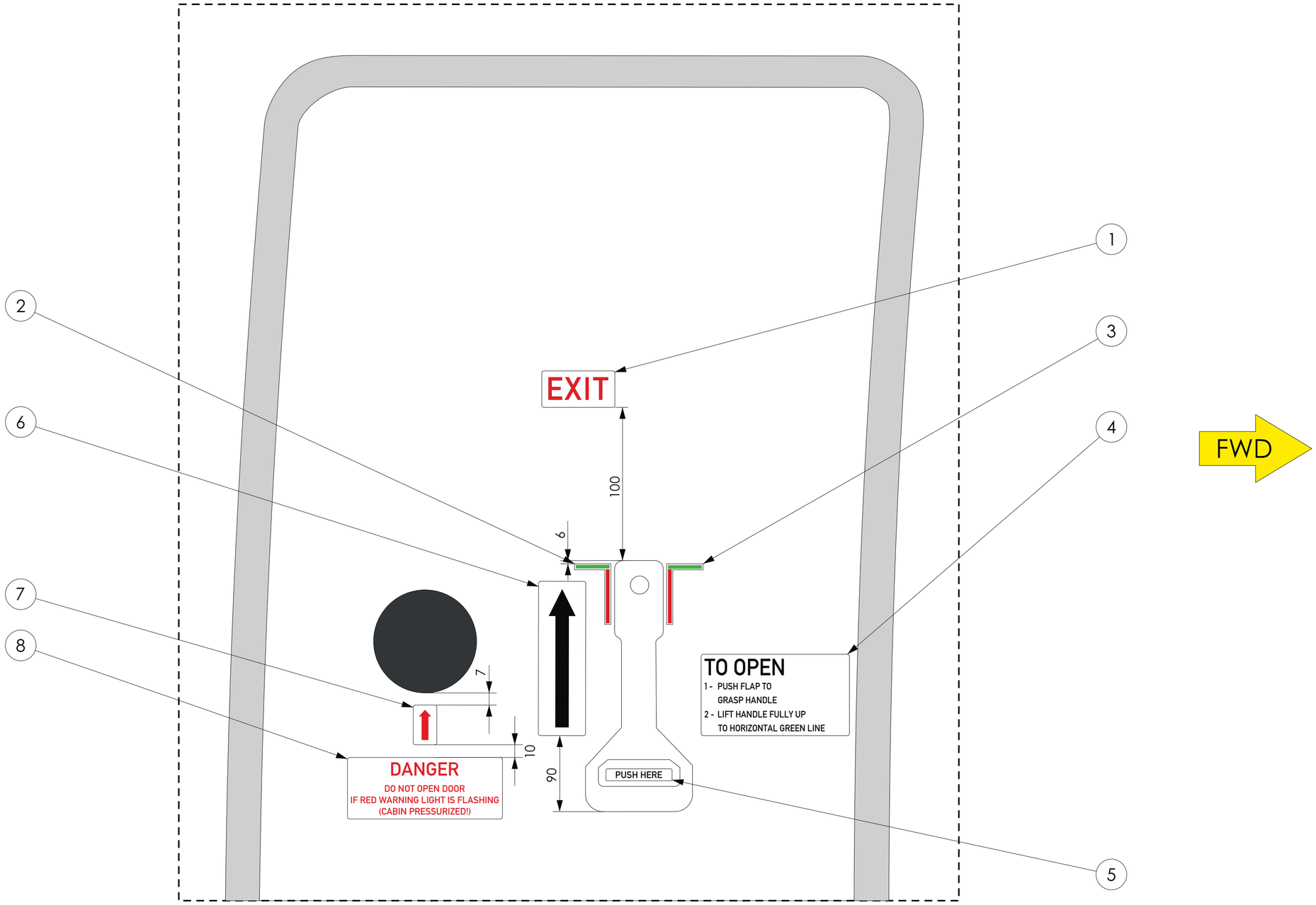

J&C AERO EEU
EASA APPROVAL NO: EASA.21J.580
WWW.THISISDOA.EU
INFO@THISISDOA.EU
PHONE: +353 15 269768

AIRCRAFT: SEE TABLE 1	TOLERANCES: DECIMALS X = ±1, X.X = ±0.5, X.XX = ±0.05; ANGULAR = ±5°		DRAWN BY: SEE JCAERO/ECN/2177
MSN: SEE TABLE 1	REGISTRATION: -	SCALE: NTS / SIZE: A2	ALL DIMENSIONS ARE MILLIMETERS; THIRD ANGLE PROJECTION	CHECKED BY: SEE JCAERO/ECN/2177
TITLE: EXTERIOR PLACARDS ILLUSTRATED CATALOGUE			
DRAWING NUMBER: HST112JCAERO2177		SHEET 37 OF 183	REV. A

© J&C AERO EEU LTD. OWN THE COPYRIGHT OF THIS DRAWING AND IT SHALL NOT BE REPRODUCED BY ANY OTHER WITHOUT THE PRIOR WRITTEN PERMISSION

(CONT.) 8. INSTALLATION LAYOUT AND LIST OF ITEMS NUMERIC INDEX

ITEM NR.	OEM PART NUMBER (ONLY FOR REFERENCE)	EPA PART NUMBER	LAYOUT	SIZE (WXH) LETTER HEIGHT	COLOR (BACKGROUND/FONT)	QTY PER VIEW	IPC/DWG REFERENCE	EFFECTIVITY	NOTE
1	D1121001320800	JC320E506A01	EXIT EPA JC320E506A01	100X50 30	WHITE / FIRE RED	2	11-21-52	ALL	
2	D1121001320600	JC320E506A10		54X90	WHITE / FIRE RED / GREEN	2	11-21-52	ALL	
3	D1121001320700	JC320E506A11		54X90	WHITE / FIRE RED / GREEN	2	11-21-52	ALL	
4	D1121001320000	JC320E506A15	TO OPEN 1-PUSH FLAP TO GRASP HANDLE 2-LIFT HANDLE FULLY UP TO HORIZONTAL GREEN LINE EPA JC320E506A15	192X110 25; 10	WHITE / BLACK	2	11-21-52	ALL	
5	D1121001320200	JC320E506A20	PUSH HERE EPA JC320E506A20	80X20 10	WHITE / BLACK	2	11-21-52	ALL	

© J&C AERO EEU LTD. OWN THE COPYRIGHT OF THIS DRAWING AND IT SHALL NOT BE REPRODUCED BY ANY OTHER WITHOUT THE PRIOR WRITTEN PERMISSION

(CONT.) 8. INSTALLATION LAYOUT AND LIST OF ITEMS NUMERIC INDEX

ITEM NR.	OEM PART NUMBER (ONLY FOR REFERENCE)	EPA PART NUMBER	LAYOUT	SIZE (WXH) LETTER HEIGHT	COLOR (BACKGROUND/FONT)	QTY PER VIEW	IPC/DWG REFERENCE	EFFECTIVITY	NOTE
6	D1121001320400	JC320E506A25		215x50	WHITE / BLACK	2	11-21-52	ALL	
7	D1121001321400	JC320E506A28	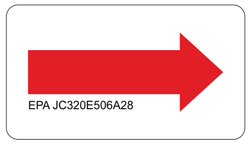	55X31	WHITE / FIRE RED	2	11-21-52	ALL	
8	D1121001321500	JC320E506A30		230X90 20; 10	WHITE / FIRE RED	2	11-21-52	ALL	

© J&C AERO EEU LTD. OWN THE COPYRIGHT OF THIS DRAWING AND IT SHALL NOT BE REPRODUCED BY ANY OTHER WITHOUT THE PRIOR WRITTEN PERMISSION

(CONT.) 8. INSTALLATION LAYOUT AND LIST OF ITEMS NUMERIC INDEX

VIEW F2

RH SECTION 46
BREAK IN POINT

LH SIDE SYMMETRICAL
VIEW G2

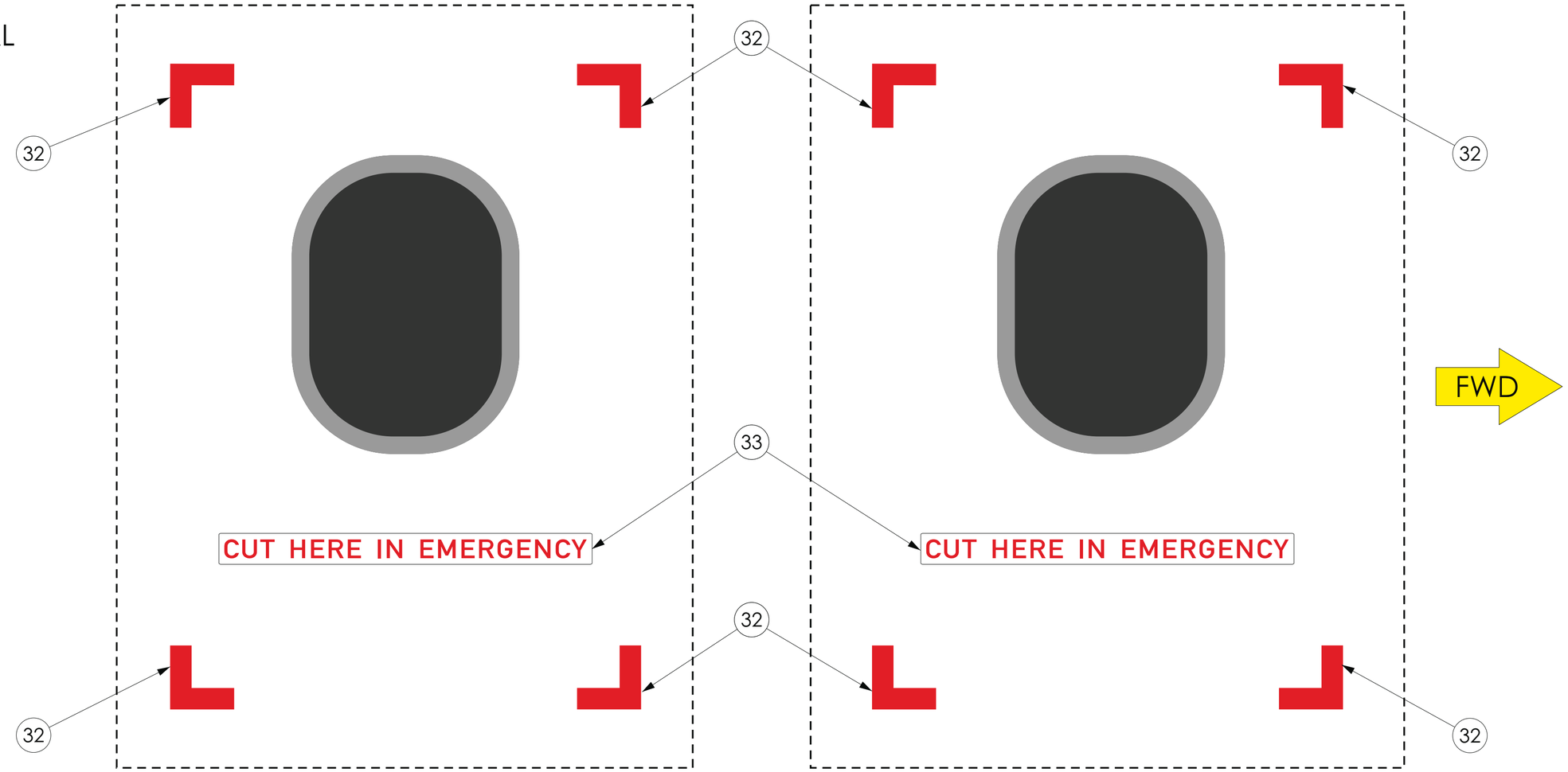

FOR LOCATION REFER TO SHEET 36

© J&C AERO EEU LTD. OWN THE COPYRIGHT OF THIS DRAWING AND IT SHALL NOT BE REPRODUCED BY ANY OTHER WITHOUT THE PRIOR WRITTEN PERMISSION

(CONT.) 8. INSTALLATION LAYOUT AND LIST OF ITEMS NUMERIC INDEX

ITEM NR.	OEM PART NUMBER (ONLY FOR REFERENCE)	EPA PART NUMBER	LAYOUT	SIZE (WXH) LETTER HEIGHT	COLOR (BACKGROUND/FONT)	QTY PER VIEW	IPC/DWG REFERENCE	EFFECTIVITY	NOTE
32	D1121006820000	JC320E550A01		90X90	FIRE RED	16	11-21-53	ALL	FOR LOCATION REFER TO SHEET 36
33	D1121006820200	JC320E550A10		485X35 25	WHITE / FIRE RED	4	11-21-53	ALL	FOR LOCATION REFER TO SHEET 36

© J&C AERO EEU LTD. OWN THE COPYRIGHT OF THIS DRAWING AND IT SHALL NOT BE REPRODUCED BY ANY OTHER WITHOUT THE PRIOR WRITTEN PERMISSION

(CONT.) 8. INSTALLATION LAYOUT AND LIST OF ITEMS NUMERIC INDEX

VIEW F3

RH EMERGENCY DOOR

LH SIDE SYMMETRICAL
VIEW G3

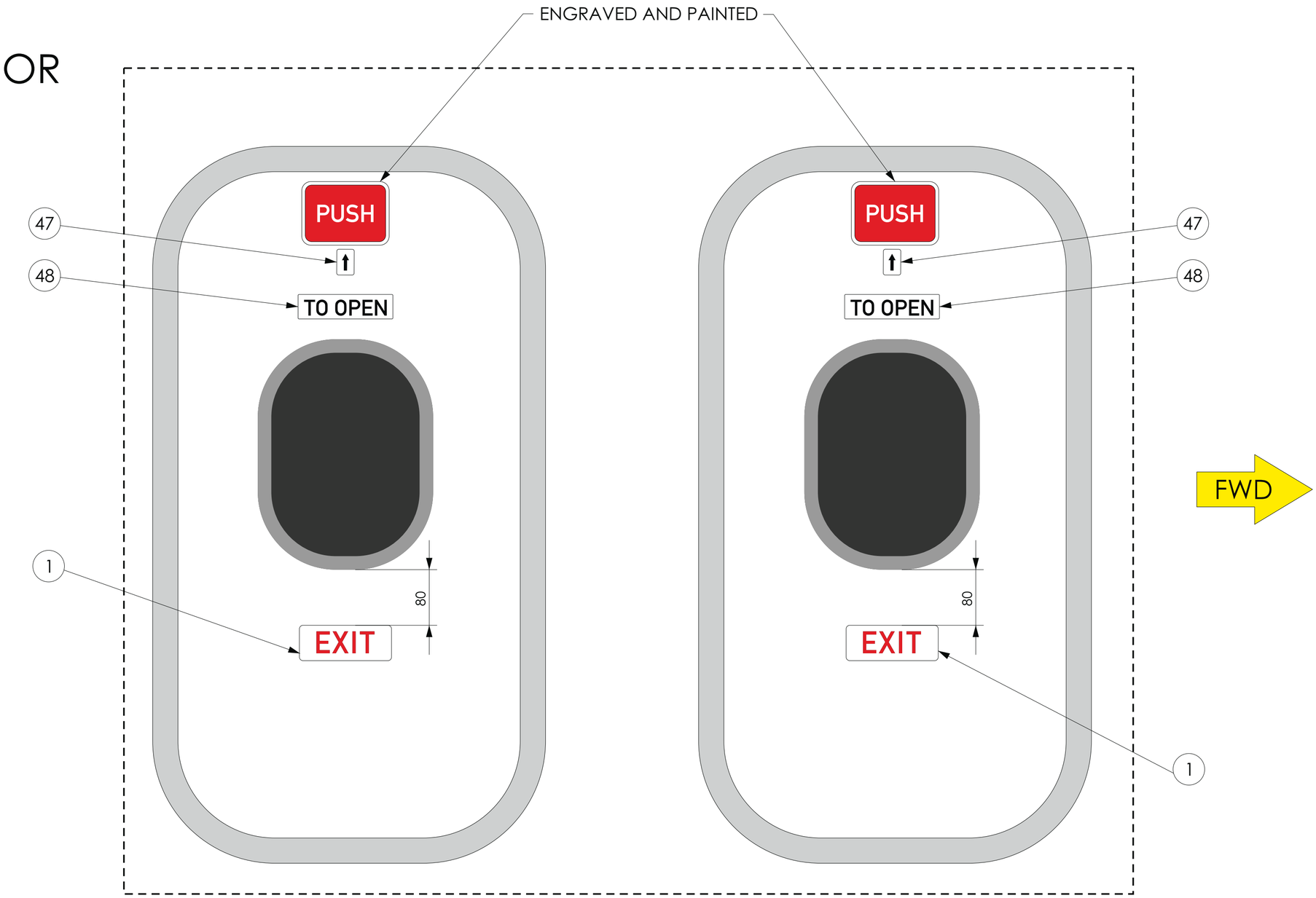

J&C AERO EEU
EASA APPROVAL NO: EASA.21J.580
WWW.THISISDOA.EU
INFO@THISISDOA.EU
PHONE: +353 15 269768

AIRCRAFT: SEE TABLE 1	TOLERANCES: ANGULAR ±25°; DECIMALS X = ±1, X.X = ±0.5, X.XX = ±0.05		DRAWN BY: SEE JCAERO/ECN/2177
MSN: SEE TABLE 1	REGISTRATION: -	SCALE: NTS; SIZE: A2; ALL DIMENSIONS ARE MILLIMETERS; THIRD ANGLE PROJECTION	CHECKED BY: SEE JCAERO/ECN/2177
TITLE: EXTERIOR PLACARDS ILLUSTRATED CATALOGUE			
DRAWING NUMBER: HST112JCAERO2177		SHEET 42 OF 183	REV. A

© J&C AERO EEU LTD. OWN THE COPYRIGHT OF THIS DRAWING AND IT SHALL NOT BE REPRODUCED BY ANY OTHER WITHOUT THE PRIOR WRITTEN PERMISSION

(CONT.) 8. INSTALLATION LAYOUT AND LIST OF ITEMS NUMERIC INDEX

ITEM NR.	OEM PART NUMBER (ONLY FOR REFERENCE)	EPA PART NUMBER	LAYOUT	SIZE (WXH) LETTER HEIGHT	COLOR (BACKGROUND/FONT)	QTY PER VIEW	IPC/DWG REFERENCE	EFFECTIVITY	NOTE
1	D1121001320800	JC320E506A01		100X50 30	WHITE / FIRE RED	4	11-21-52	ALL	
47	D1121001420200	JC320E507A10		31X18	WHITE / BLACK	8	11-21-52	ALL	
48	D1121001420000	JC320E507A20		139X35 25	WHITE / BLACK	8	11-21-52	ALL	

© J&C AERO EEU LTD. OWN THE COPYRIGHT OF THIS DRAWING AND IT SHALL NOT BE REPRODUCED BY ANY OTHER WITHOUT THE PRIOR WRITTEN PERMISSION

(CONT.) 8. INSTALLATION LAYOUT AND LIST OF ITEMS NUMERIC INDEX

VIEW F4
TOILET SERVICE

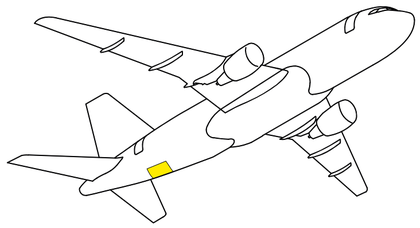

J&C AERO EEU EASA APPROVAL NO: EASA.21J.580	WWW.THISISDOA.EU INFO@THISISDOA.EU PHONE: +353 15 269768	AIRCRAFT: SEE TABLE 1	TOLERANCES ANGULAR ±5° DECIMALS X = ±1 X.X = ±0.5 X.XX = ±0.05	DRAWN BY: SEE JCAERO/ECN/2177
	MSN: SEE TABLE 1	REGISTRATION: -	SCALE: NTS / SIZE: A2 / ALL DIMENSIONS ARE MILLIMETERS / THIRD ANGLE PROJECTION	CHECKED BY: SEE JCAERO/ECN/2177
	TITLE: EXTERIOR PLACARDS ILLUSTRATED CATALOGUE			
	DRAWING NUMBER: HST112JCAERO2177		SHEET 44 OF 183	REV. A

© J&C AERO EEU LTD. OWN THE COPYRIGHT OF THIS DRAWING AND IT SHALL NOT BE REPRODUCED BY ANY OTHER WITHOUT THE PRIOR WRITTEN PERMISSION

(CONT.) 8. INSTALLATION LAYOUT AND LIST OF ITEMS NUMERIC INDEX

ITEM NR.	OEM PART NUMBER (ONLY FOR REFERENCE)	EPA PART NUMBER	LAYOUT	SIZE (WXH) LETTER HEIGHT	COLOR (BACKGROUND/FONT)	QTY PER VIEW	IPC/DWG REFERENCE	EFFECTIVITY	NOTE
44	N/A	JC320E553A01	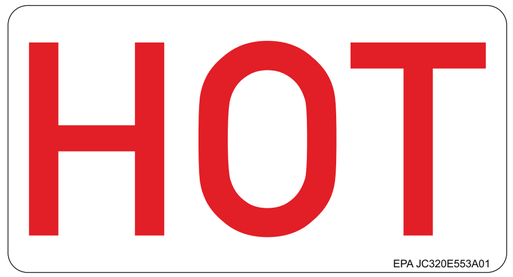	127X68 50	WHITE / RED	2	D11277025	ALL	
49	D1121002020000	JC320E561A01		105X20 10	WHITE / BLACK	1	11-21-38	ALL	

© J&C AERO EEU LTD. OWN THE COPYRIGHT OF THIS DRAWING AND IT SHALL NOT BE REPRODUCED BY ANY OTHER WITHOUT THE PRIOR WRITTEN PERMISSION

(CONT.) 8. INSTALLATION LAYOUT AND LIST OF ITEMS NUMERIC INDEX

VIEW F5
BULK CARGO DOOR

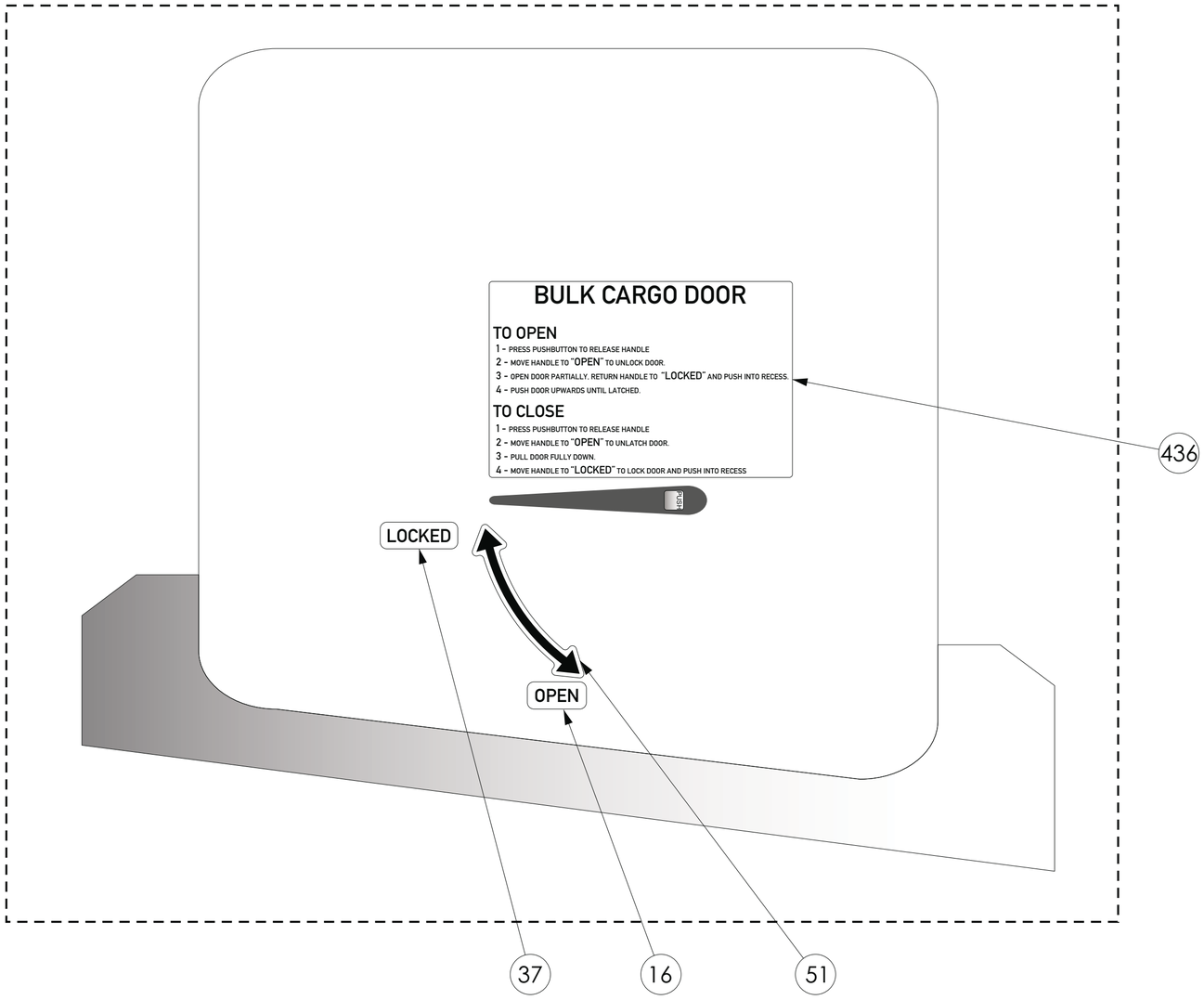

FWD

J&C AERO EEU EASA APPROVAL NO: EASA.21J.580	WWW.THISISDOA.EU INFO@THISISDOA.EU PHONE: +353 15 269768	AIRCRAFT: SEE TABLE 1	TOLERANCES ANGULAR ±5° DECIMALS X = ±1 X.X = ±0.5 X.XX = ±0.05		DRAWN BY: SEE JCAERO/ECN/2177
	MSN: SEE TABLE 1	REGISTRATION: -	SCALE: NTS	SIZE: A2	ALL DIMENSIONS ARE MILLIMETERS THIRD ANGLE PROJECTION CHECKED BY: SEE JCAERO/ECN/2177
	TITLE: EXTERIOR PLACARDS ILLUSTRATED CATALOGUE				
	DRAWING NUMBER: HST112JCAERO2177			SHEET 46 OF 183	REV. A

© J&C AERO EEU LTD. OWN THE COPYRIGHT OF THIS DRAWING AND IT SHALL NOT BE REPRODUCED BY ANY OTHER WITHOUT THE PRIOR WRITTEN PERMISSION

(CONT.) 8. INSTALLATION LAYOUT AND LIST OF ITEMS NUMERIC INDEX

ITEM NR.	OEM PART NUMBER (ONLY FOR REFERENCE)	EPA PART NUMBER	LAYOUT	SIZE (WXH) LETTER HEIGHT	COLOR (BACKGROUND/FONT)	QTY PER VIEW	IPC/DWG REFERENCE	EFFECTIVITY	NOTE
436	D1121003520600	JC320E500A01	BULK CARGO DOOR TO OPEN 1 - PRESS PUSHBUTTON TO RELEASE HANDLE 2 - MOVE HANDLE TO "OPEN" TO UNLOCK DOOR. 3 - OPEN DOOR PARTIALLY, RETURN HANDLE TO "LOCKED" AND PUSH INTO RECESS. 4 - PUSH DOOR UPWARDS UNTIL LATCHED. TO CLOSE 1 - PRESS PUSHBUTTON TO RELEASE HANDLE 2 - MOVE HANDLE TO "OPEN" TO UNLATCH DOOR. 3 - PULL DOOR FULLY DOWN. 4 - MOVE HANDLE TO "LOCKED" TO LOCK DOOR AND PUSH INTO RECESS EPA JC320E500A01	396X256 24; 16; 10; 7	WHITE / BLACK	1	11-21-52	ALL	
51	D1121003520000	JC320E500A70		221X46	WHITE / BLACK	1	11-21-52	ALL	
16	D1121003520400	JC320E500A05	OPEN EPA JC320E500A05	42X20 10	WHITE / BLACK	1	11-21-52	ALL	
37	D1121003420400	JC320E500A10	LOCKED EPA JC320E500A10	58X20 10	WHITE / BLACK	1	11-21-52	ALL	

© J&C AERO EEU LTD. OWN THE COPYRIGHT OF THIS DRAWING AND IT SHALL NOT BE REPRODUCED BY ANY OTHER WITHOUT THE PRIOR WRITTEN PERMISSION

(CONT.) 8. INSTALLATION LAYOUT AND LIST OF ITEMS NUMERIC INDEX

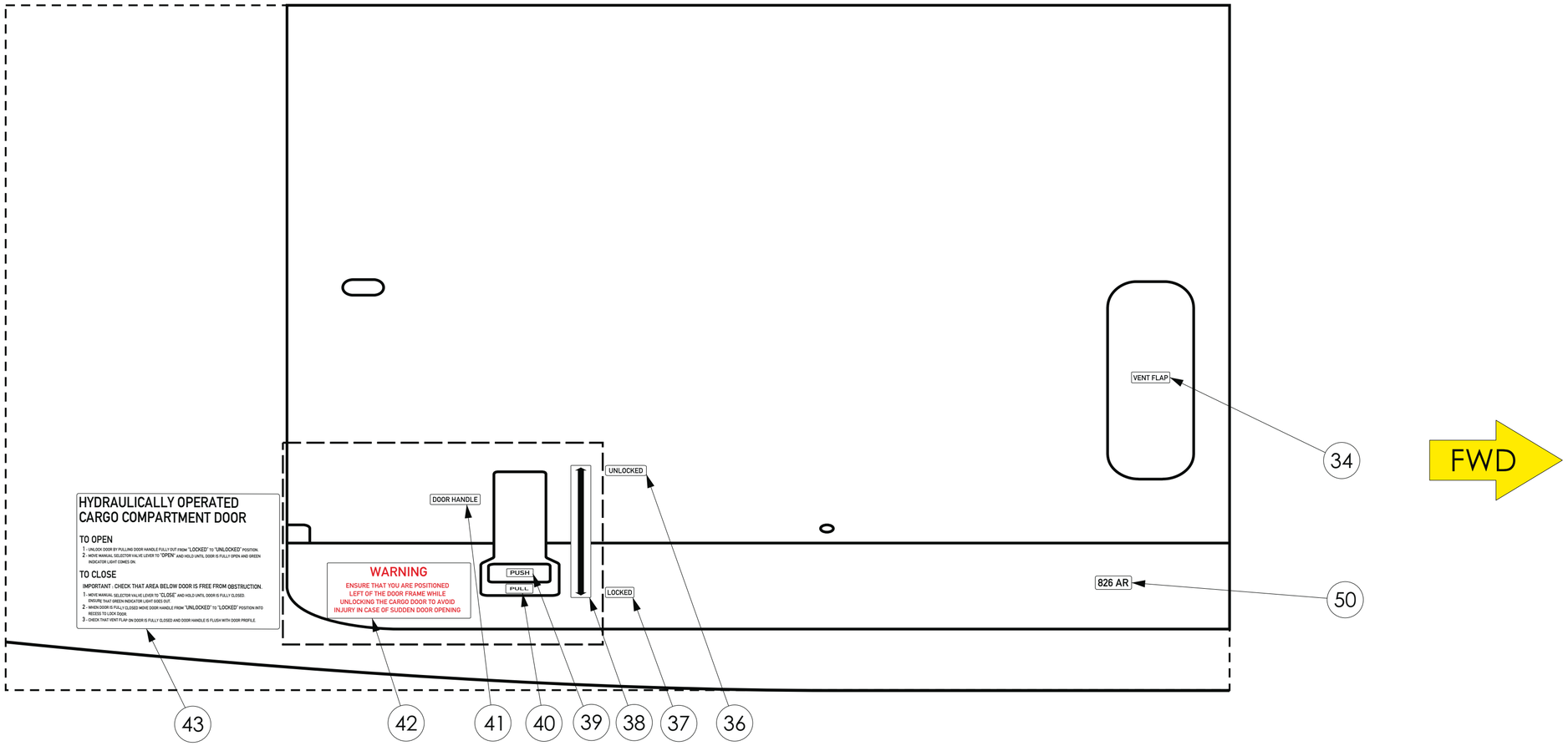

VIEW F6

AFT CARGO DOOR

J&C AERO EEU EASA APPROVAL NO: EASA.21J.580	WWW.THISISDOA.EU INFO@THISISDOA.EU PHONE: +353 15 269768	AIRCRAFT: SEE TABLE 1	TOLERANCES ANGULAR ±5° DECIMALS X = ±1 X.X = ±0.5 X.XX = ±0.05	DRAWN BY: SEE JCAERO/ECN/2177
	MSN: SEE TABLE 1	REGISTRATION: -	SCALE: NTS / SIZE: A2 / ALL DIMENSIONS ARE MILLIMETERS / THIRD ANGLE PROJECTION	CHECKED BY: SEE JCAERO/ECN/2177
	TITLE: EXTERIOR PLACARDS ILLUSTRATED CATALOGUE			
	DRAWING NUMBER: HST112JCAERO2177		SHEET 48 OF 183	REV. A

© J&C AERO EEU LTD. OWN THE COPYRIGHT OF THIS DRAWING AND IT SHALL NOT BE REPRODUCED BY ANY OTHER WITHOUT THE PRIOR WRITTEN PERMISSION

(CONT.) 8. INSTALLATION LAYOUT AND LIST OF ITEMS NUMERIC INDEX

ITEM NR.	OEM PART NUMBER (ONLY FOR REFERENCE)	EPA PART NUMBER	LAYOUT	SIZE (WXH) LETTER HEIGHT	COLOR (BACKGROUND/FONT)	QTY PER VIEW	IPC/DWG REFERENCE	EFFECTIVITY	NOTE
34	D1121003421400	JC320E500A20	VENT FLAP EPA JC320E500A20	78X20 10	WHITE / BLACK	1	11-21-52	ALL	
50	D1121006723800	JC320E500A41	826 AR EPA JC320E500A41	62X23 13	WHITE / BLACK	1	11-21-52	ALL	
36	D1121003420600	JC320E500A15	UNLOCKED EPA JC320E500A15	80X20 10	WHITE / BLACK	1	11-21-52	ALL	
37	D1121003420400	JC320E500A10	LOCKED EPA JC320E500A10	58X20 10	WHITE / BLACK	1	11-21-52	ALL	
38	D1127710022900	JC320E500A65	⟷	440X30	WHITE / BLACK	1	11-21-52	ALL	
39	D1121003420000	JC320E500A45	PUSH EPA JC320E500A45	42X20 10	WHITE / BLACK	1	11-21-52	ALL	
40	D1121003420200	JC320E500A35	PULL EPA JC320E500A35	42X20 10	WHITE / BLACK	1	11-21-52	ALL	
41	D1127710023100	JC320E500A25	DOOR HANDLE EPA JC320E500A25	98X20 10	WHITE / BLACK	1	11-21-52	ALL	

© J&C AERO EEU LTD. OWN THE COPYRIGHT OF THIS DRAWING AND IT SHALL NOT BE REPRODUCED BY ANY OTHER WITHOUT THE PRIOR WRITTEN PERMISSION

(CONT.) 8. INSTALLATION LAYOUT AND LIST OF ITEMS NUMERIC INDEX

ITEM NR.	OEM PART NUMBER (ONLY FOR REFERENCE)	EPA PART NUMBER	LAYOUT	SIZE (WXH) LETTER HEIGHT	COLOR (BACKGROUND/FONT)	QTY PER VIEW	IPC/DWG REFERENCE	EFFECTIVITY	NOTE
42	D1127712131700	JC320E500A50	WARNING ENSURE THAT YOU ARE POSITIONED LEFT OF THE DOOR FRAME WHILE UNLOCKING THE CARGO DOOR TO AVOID INJURY IN CASE OF SUDDEN DOOR OPENING EPA JC320E500A50	270X100 19;10	WHITE / FIRE RED	1	D11210774	ALL	
43	D1127710023000	JC320E500A60	HYDRAULICALLY OPERATED CARGO COMPARTMENT DOOR TO OPEN 1 - UNLOCK DOOR BY PULLING DOOR HANDLE FULLY OUT FROM "LOCKED" TO "UNLOCKED" POSITION. 2 - MOVE MANUAL SELECTOR VALVE LEVER TO "OPEN" AND HOLD UNTIL DOOR IS FULLY OPEN AND GREEN INDICATOR LIGHT COMES ON. TO CLOSE IMPORTANT : CHECK THAT AREA BELOW DOOR IS FREE FROM OBSTRUCTION. 1 - MOVE MANUAL SELECTOR VALVE LEVER TO "CLOSE" AND HOLD UNTIL DOOR IS FULLY CLOSED. ENSURE THAT GREEN INDICATOR LIGHT GOES OUT. 2 - WHEN DOOR IS FULLY CLOSED MOVE DOOR HANDLE FROM "UNLOCKED" TO "LOCKED" POSITION INTO RECESS TO LOCK DOOR. 3 - CHECK THAT VENT FLAP ON DOOR IS FULLY CLOSED AND DOOR HANDLE IS FLUSH WITH DOOR PROFILE. EPA JC320E500A60	503X300 7; 10; 16; 24	WHITE / BLACK	1	11-21-52	ALL	

© J&C AERO EEU LTD. OWN THE COPYRIGHT OF THIS DRAWING AND IT SHALL NOT BE REPRODUCED BY ANY OTHER WITHOUT THE PRIOR WRITTEN PERMISSION

(CONT.) 8. INSTALLATION LAYOUT AND LIST OF ITEMS NUMERIC INDEX

VIEW F7

AFT CARGO DOOR SELECTOR (BOTTOM VIEW)

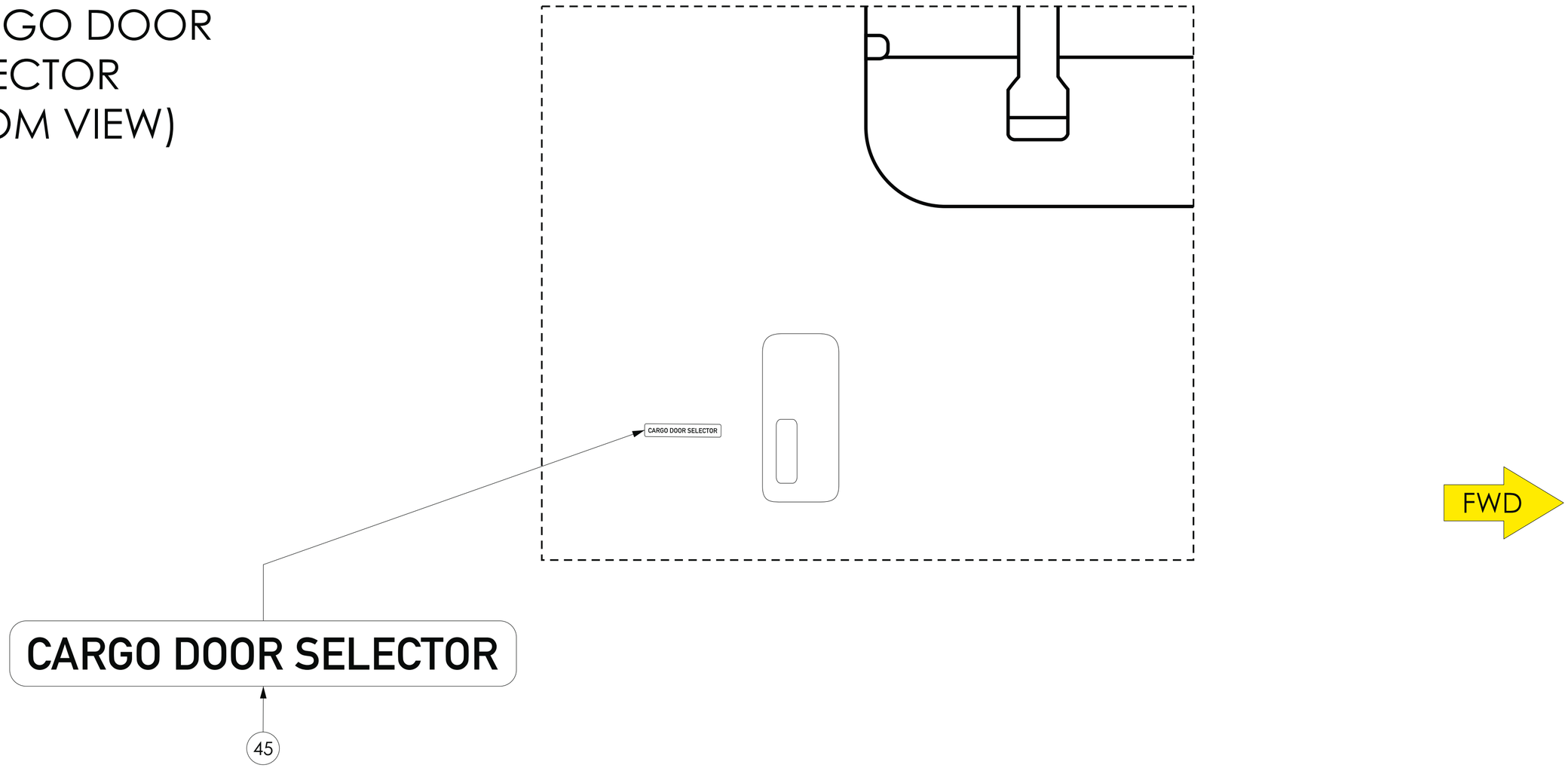

© J&C AERO EEU LTD. OWN THE COPYRIGHT OF THIS DRAWING AND IT SHALL NOT BE REPRODUCED BY ANY OTHER WITHOUT THE PRIOR WRITTEN PERMISSION

(CONT.) 8. INSTALLATION LAYOUT AND LIST OF ITEMS NUMERIC INDEX

ITEM NR.	OEM PART NUMBER (ONLY FOR REFERENCE)	EPA PART NUMBER	LAYOUT	SIZE (WXH) LETTER HEIGHT	COLOR (BACKGROUND/FONT)	QTY PER VIEW	IPC/DWG REFERENCE	EFFECTIVITY	NOTE
45	D1121002220000	JC320E500A30	CARGO DOOR SELECTOR EPA JC320E500A30	154X20 10	WHITE / BLACK	1	11-21-52	ALL	

© J&C AERO EEU LTD. OWN THE COPYRIGHT OF THIS DRAWING AND IT SHALL NOT BE REPRODUCED BY ANY OTHER WITHOUT THE PRIOR WRITTEN PERMISSION

(CONT.) 8. INSTALLATION LAYOUT AND LIST OF ITEMS NUMERIC INDEX

VIEW F8

FUEL DRAIN/VENT

LH SIDE SYMMETRICAL

VIEW G4

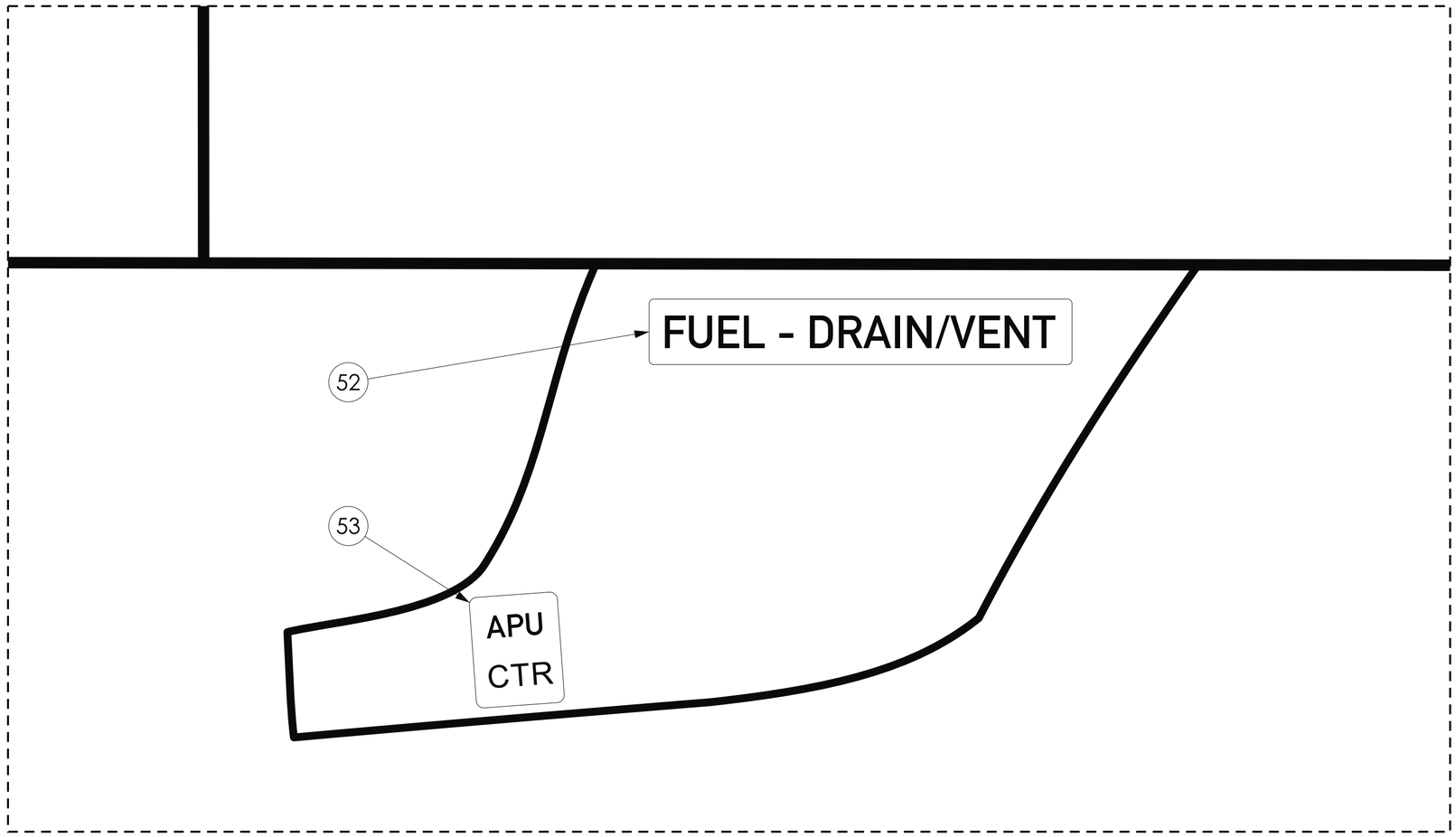

© J&C AERO EEU LTD. OWN THE COPYRIGHT OF THIS DRAWING AND IT SHALL NOT BE REPRODUCED BY ANY OTHER WITHOUT THE PRIOR WRITTEN PERMISSION

(CONT.) 8. INSTALLATION LAYOUT AND LIST OF ITEMS NUMERIC INDEX

ITEM NR.	OEM PART NUMBER (ONLY FOR REFERENCE)	EPA PART NUMBER	LAYOUT	SIZE (WXH) LETTER HEIGHT	COLOR (BACKGROUND/FONT)	QTY PER VIEW	IPC/DWG REFERENCE	EFFECTIVITY	NOTE
52	D2827086520000	JC320E556A01	FUEL - DRAIN/VENT EPA JC320E556A01	186X25 15	WHITE / BLACK	2	11-21-28	ALL	
53	D2827086520200	JC320E556A10	APU CTR EPA JC320E556A10	35X45 10	WHITE / BLACK	2	11-21-28	ALL	

© J&C AERO EEU LTD. OWN THE COPYRIGHT OF THIS DRAWING AND IT SHALL NOT BE REPRODUCED BY ANY OTHER WITHOUT THE PRIOR WRITTEN PERMISSION

(CONT.) 8. INSTALLATION LAYOUT AND LIST OF ITEMS NUMERIC INDEX

VIEW G5
POTABLE WATER SERVICE PANEL

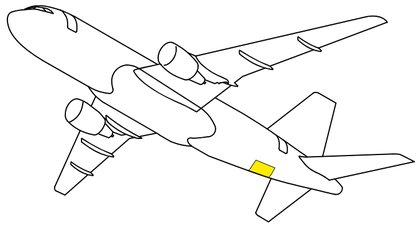

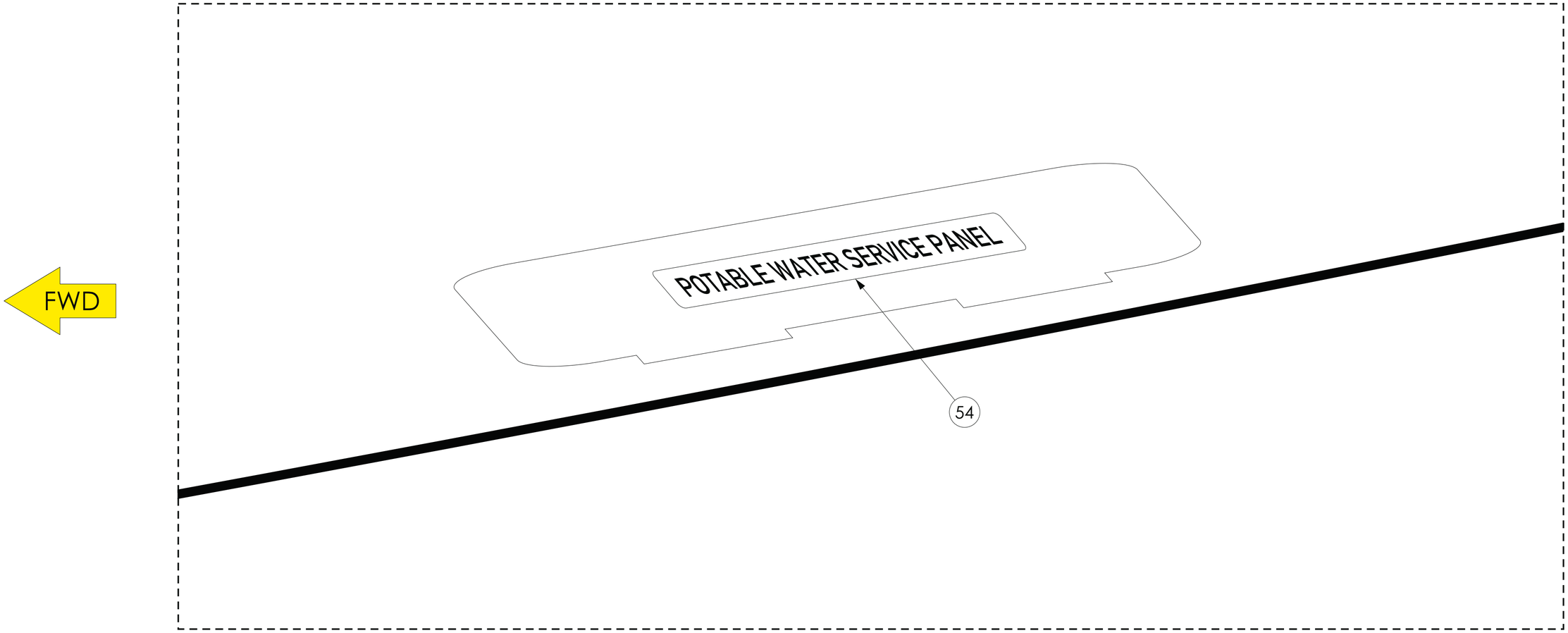

J&C AERO EEU EASA APPROVAL NO: EASA.21J.580	WWW.THISISDOA.EU INFO@THISISDOA.EU PHONE: +353 15 269768	AIRCRAFT: SEE TABLE 1	TOLERANCES ANGULAR ±±5° DECIMALS X = ±1 X.X = ±0.5 X.XX = ±0.05		DRAWN BY: SEE JCAERO/ECN/2177
	MSN: SEE TABLE 1	REGISTRATION: -	SCALE: NTS	SIZE: A2	ALL DIMENSIONS ARE MILLIMETERS THIRD ANGLE PROJECTION CHECKED BY: SEE JCAERO/ECN/2177
	TITLE: EXTERIOR PLACARDS ILLUSTRATED CATALOGUE				
	DRAWING NUMBER: HST112JCAERO2177			SHEET 55 OF 183	REV. A

© J&C AERO EEU LTD. OWN THE COPYRIGHT OF THIS DRAWING AND IT SHALL NOT BE REPRODUCED BY ANY OTHER WITHOUT THE PRIOR WRITTEN PERMISSION

(CONT.) 8. INSTALLATION LAYOUT AND LIST OF ITEMS NUMERIC INDEX

ITEM NR.	OEM PART NUMBER (ONLY FOR REFERENCE)	EPA PART NUMBER	LAYOUT	SIZE (WXH) LETTER HEIGHT	COLOR (BACKGROUND/FONT)	QTY PER VIEW	IPC/DWG REFERENCE	EFFECTIVITY	NOTE
54	D1121002120000	JC320E504A10	POTABLE WATER SERVICE PANEL EPA JC320E504A10	210X20 10	WHITE / BLACK	1	11-21-38	ALL	

© J&C AERO EEU LTD. OWN THE COPYRIGHT OF THIS DRAWING AND IT SHALL NOT BE REPRODUCED BY ANY OTHER WITHOUT THE PRIOR WRITTEN PERMISSION

(CONT.) 8. INSTALLATION LAYOUT AND LIST OF ITEMS NUMERIC INDEX

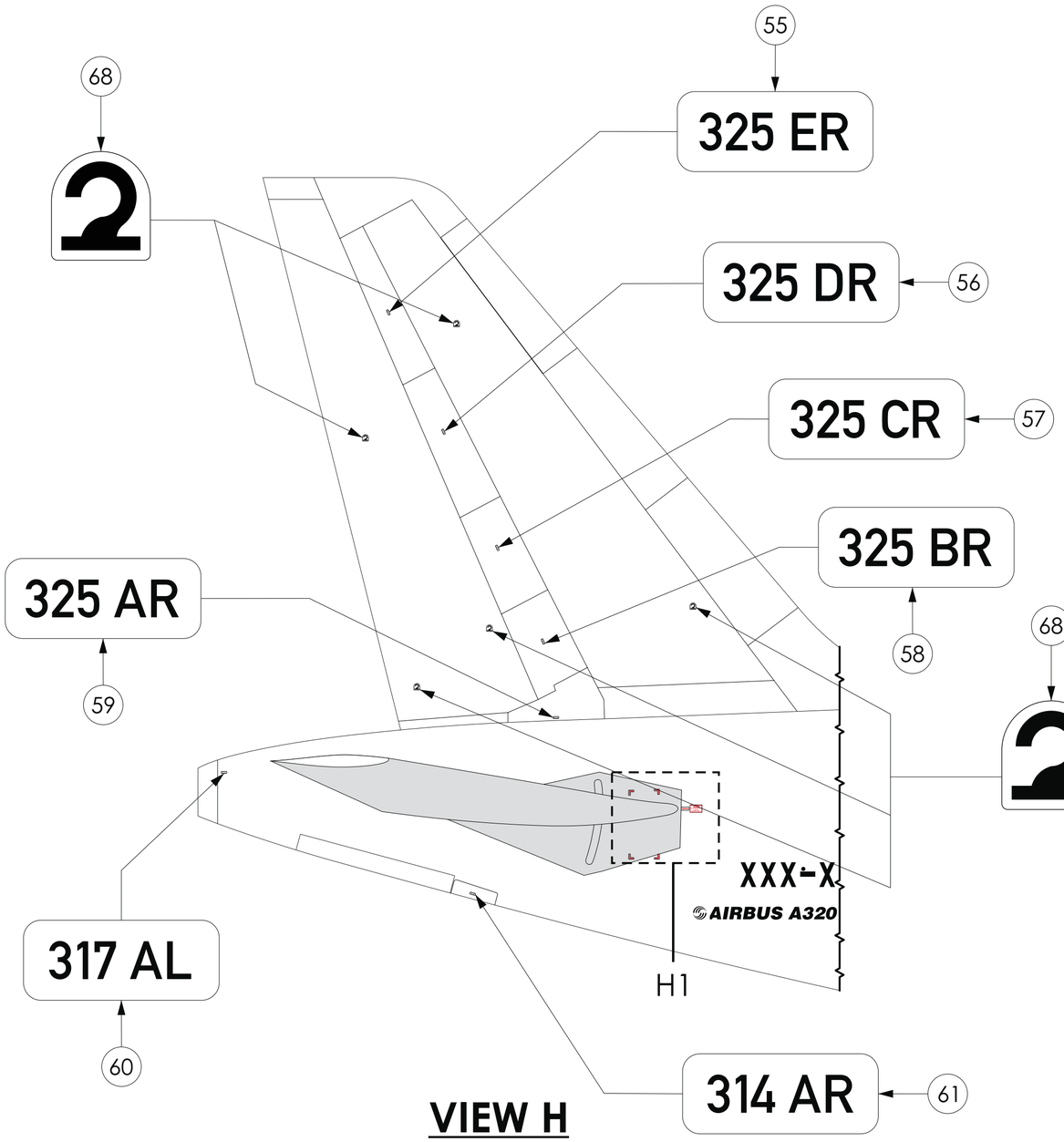

VIEW H
RH FUSELAGE SECTION 48

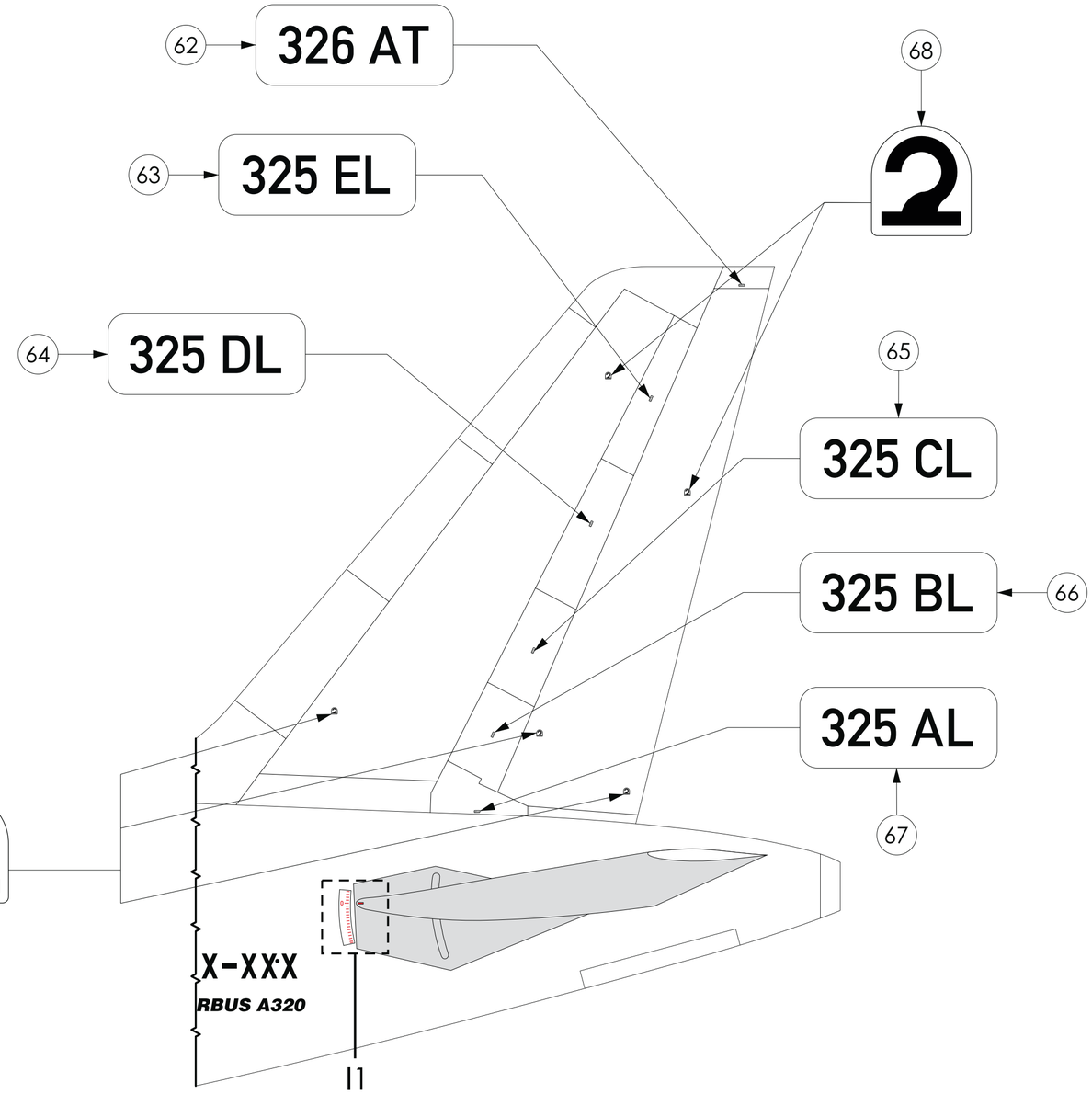

VIEW I
LH FUSELAGE SECTION 48

VIEW	SHEET
H1 - FLIGHT RECORDERS	60
I1 - TRIM	62

© J&C AERO EEU LTD. OWN THE COPYRIGHT OF THIS DRAWING AND IT SHALL NOT BE REPRODUCED BY ANY OTHER WITHOUT THE PRIOR WRITTEN PERMISSION

(CONT.) 8. INSTALLATION LAYOUT AND LIST OF ITEMS NUMERIC INDEX

ITEM NR.	OEM PART NUMBER (ONLY FOR REFERENCE)	EPA PART NUMBER	LAYOUT	SIZE (WXH) LETTER HEIGHT	COLOR (BACKGROUND/FONT)	QTY PER VIEW	IPC/DWG REFERENCE	EFFECTIVITY	NOTE
55	D1121006728000	JC320E750A01	325 ER EPA JC320E750A01	62X23 13	WHITE / BLACK	1	11-25-55	ALL	
56	D1121006727900	JC320E750A05	325 DR EPA JC320E750A05	62X23 13	WHITE / BLACK	1	11-25-55	ALL	
57	D1121006727800	JC320E750A10	325 CR EPA JC320E750A10	62X23 13	WHITE / BLACK	1	11-25-55	ALL	
58	D1121006727700	JC320E750A15	325 BR EPA JC320E750A15	62X23 13	WHITE / BLACK	1	11-25-55	ALL	
59	D1121006727600	JC320E750A20	325 AR EPA JC320E750A20	62X23 13	WHITE / BLACK	1	11-25-55	ALL	
60	D1121006725400	JC320E750A25	317 AL EPA JC320E750A25	62X23 13	WHITE / BLACK	1	11-25-55	ALL	
61	D1121006725100	JC320E750A30	314 AR EPA JC320E750A30	62X23 13	WHITE / BLACK	1	11-21-52	ALL	
62	D1121006724900	JC320E750A35	326 AT EPA JC320E750A35	62X23 13	WHITE / BLACK	1	11-25-55	ALL	

© J&C AERO EEU LTD. OWN THE COPYRIGHT OF THIS DRAWING AND IT SHALL NOT BE REPRODUCED BY ANY OTHER WITHOUT THE PRIOR WRITTEN PERMISSION

(CONT.) 8. INSTALLATION LAYOUT AND LIST OF ITEMS NUMERIC INDEX

ITEM NR.	OEM PART NUMBER (ONLY FOR REFERENCE)	EPA PART NUMBER	LAYOUT	SIZE (WXH) LETTER HEIGHT	COLOR (BACKGROUND/FONT)	QTY PER VIEW	IPC/DWG REFERENCE	EFFECTIVITY	NOTE
63	D1121006724800	JC320E750A40	325 EL EPA JC320E750A40	62X23 13	WHITE / BLACK	1	11-25-55	ALL	
64	D1121006724700	JC320E750A45	325 DL EPA JC320E750A45	62X23 13	WHITE / BLACK	1	11-25-55	ALL	
65	D1121006724600	JC320E750A50	325 CL EPA JC320E750A50	62X23 13	WHITE / BLACK	1	11-25-55	ALL	
66	D1121006724500	JC320E750A55	325 BL EPA JC320E750A55	62X23 13	WHITE / BLACK	1	11-25-55	ALL	
67	D1121006724400	JC320E750A60	325 AL EPA JC320E750A60	62X23 13	WHITE / BLACK	1	11-25-55	ALL	
68	D1121005820000	JC320E800A10	2 EPA JC320E800A10	50X55	WHITE / BLACK	10	11-25-55	ALL	

© J&C AERO EEU LTD. OWN THE COPYRIGHT OF THIS DRAWING AND IT SHALL NOT BE REPRODUCED BY ANY OTHER WITHOUT THE PRIOR WRITTEN PERMISSION

(CONT.) 8. INSTALLATION LAYOUT AND LIST OF ITEMS NUMERIC INDEX

VIEW H1

FLIGHT RECORDERS

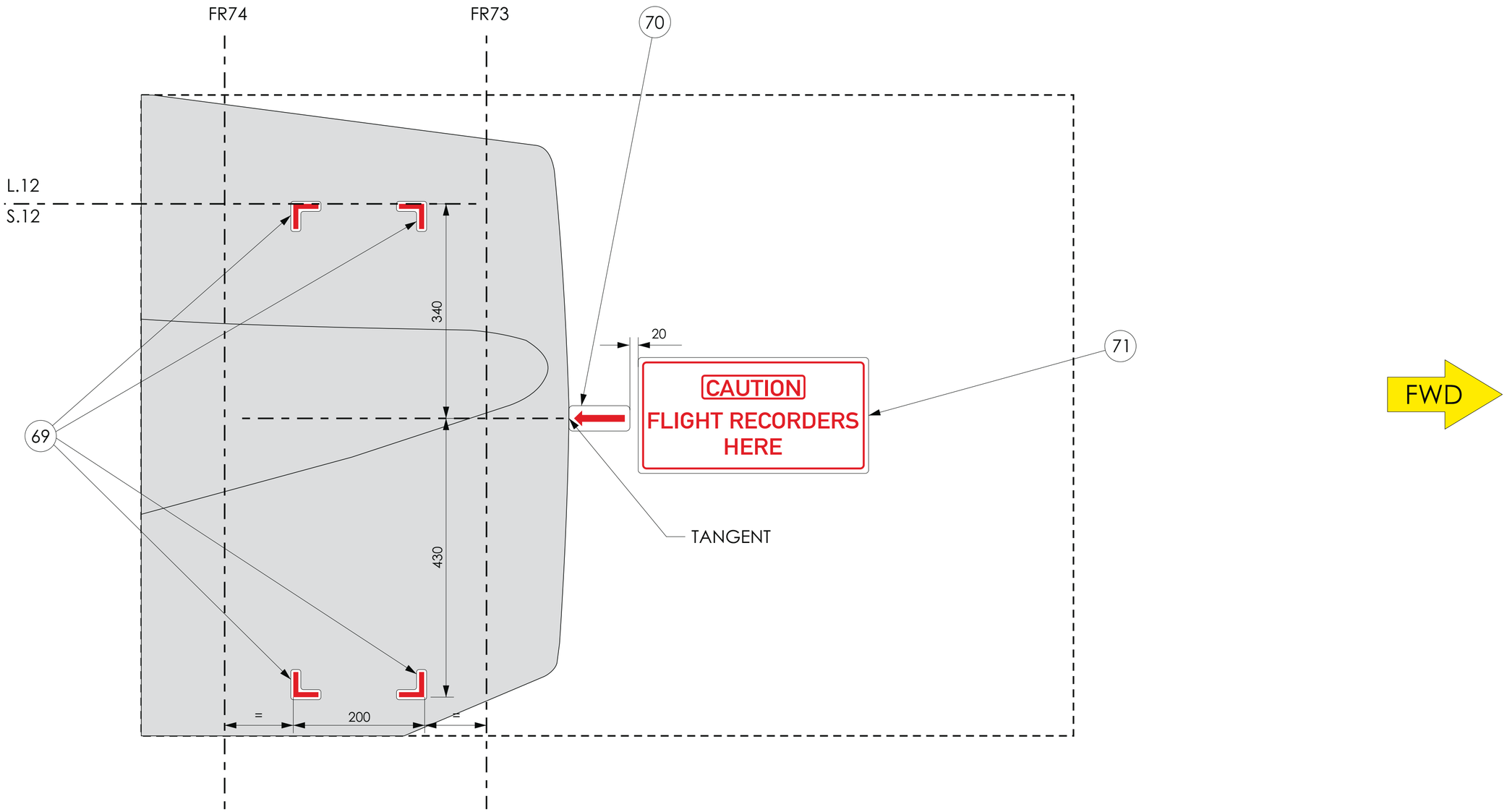

J&C AERO EEU EASA APPROVAL NO: EASA.21J.580	WWW.THISISDOA.EU INFO@THISISDOA.EU PHONE: +353 15 269768	AIRCRAFT: SEE TABLE 1	TOLERANCES ANGULAR = ±5° DECIMALS X = ±1 X.X = ±0.5 X.XX = ±0.05	DRAWN BY: SEE JCAERO/ECN/2177
	MSN: SEE TABLE 1	REGISTRATION: -	SCALE: NTS / SIZE: A2 / ALL DIMENSIONS ARE MILLIMETERS / THIRD ANGLE PROJECTION	CHECKED BY: SEE JCAERO/ECN/2177
	TITLE: EXTERIOR PLACARDS ILLUSTRATED CATALOGUE			
	DRAWING NUMBER: HST112JCAERO2177		SHEET 60 OF 183	REV. A

© J&C AERO EEU LTD. OWN THE COPYRIGHT OF THIS DRAWING AND IT SHALL NOT BE REPRODUCED BY ANY OTHER WITHOUT THE PRIOR WRITTEN PERMISSION

(CONT.) 8. INSTALLATION LAYOUT AND LIST OF ITEMS NUMERIC INDEX

ITEM NR.	OEM PART NUMBER (ONLY FOR REFERENCE)	EPA PART NUMBER	LAYOUT	SIZE (WXH) LETTER HEIGHT	COLOR (BACKGROUND/FONT)	QTY PER VIEW	IPC/DWG REFERENCE	EFFECTIVITY	NOTE
69	D1121005920400	JC320E554A01	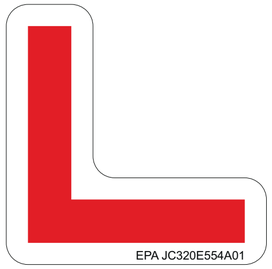	60X60	WHITE / FIRE RED	4	11-21-31	ALL	
70	D1121005920200	JC320E554A10		85X33	WHITE / FIRE RED	1	11-21-31	ALL	
71	D1121005920000	JC320E554A20		352X177 25	WHITE / FIRE RED	1	11-21-31	ALL	

© J&C AERO EEU LTD. OWN THE COPYRIGHT OF THIS DRAWING AND IT SHALL NOT BE REPRODUCED BY ANY OTHER WITHOUT THE PRIOR WRITTEN PERMISSION

(CONT.) 8. INSTALLATION LAYOUT AND LIST OF ITEMS NUMERIC INDEX

VIEW I1

TRIM

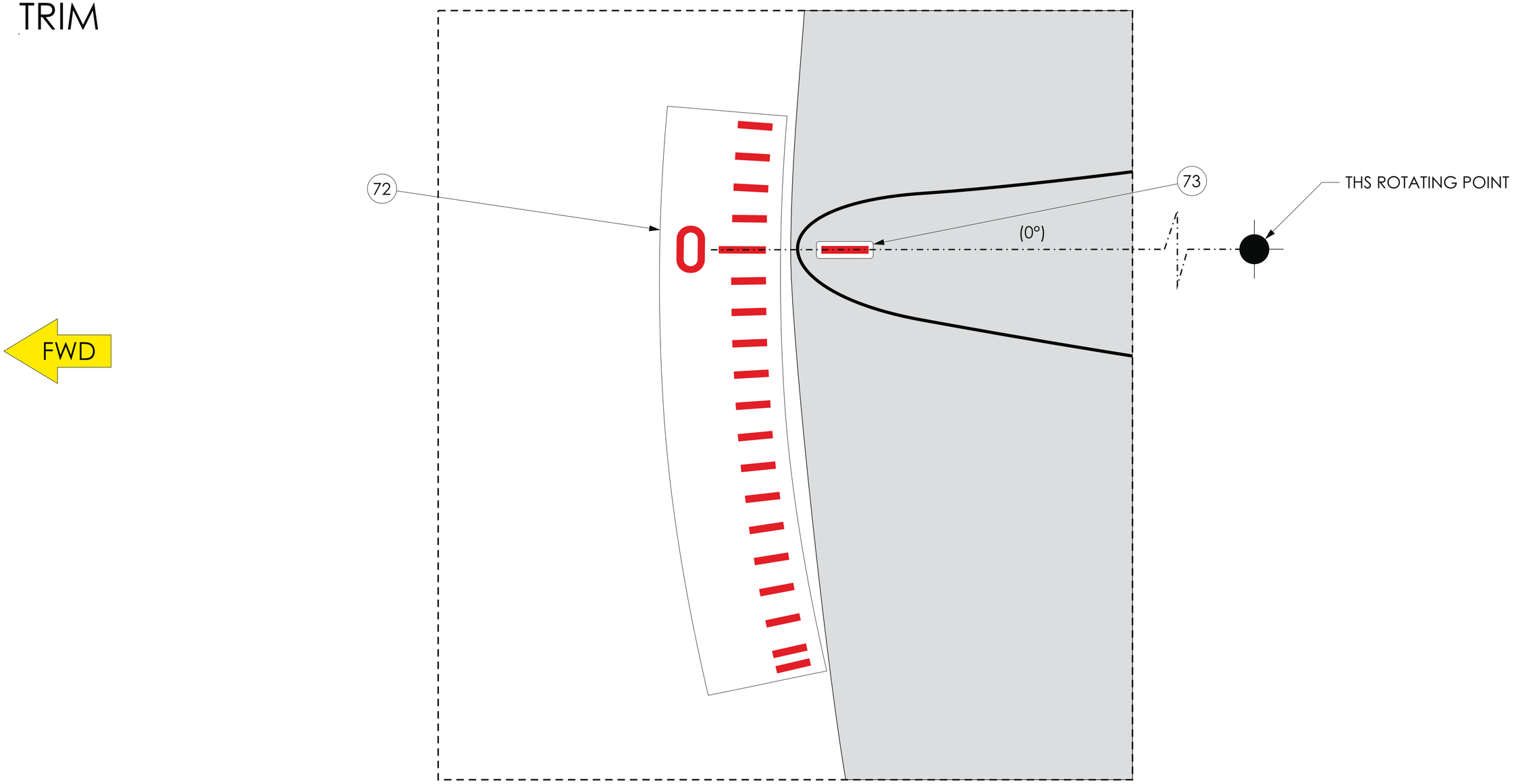

J&C AERO EEU EASA APPROVAL NO: EASA.21J.580	WWW.THISISDOA.EU INFO@THISISDOA.EU PHONE: +353 15 269768	AIRCRAFT: SEE TABLE 1	TOLERANCES ANGULAR ±5° DECIMALS X = ±1 X.X = ±0.5 X.XX = ±0.05		DRAWN BY: SEE JCAERO/ECN/2177
	MSN: SEE TABLE 1	REGISTRATION: -	SCALE: NTS	SIZE: A2	ALL DIMENSIONS ARE MILLIMETERS THIRD ANGLE PROJECTION CHECKED BY: SEE JCAERO/ECN/2177
	TITLE: EXTERIOR PLACARDS ILLUSTRATED CATALOGUE				
	DRAWING NUMBER: HST112JCAERO2177			SHEET 62 OF 183	REV. A

© J&C AERO EEU LTD. OWN THE COPYRIGHT OF THIS DRAWING AND IT SHALL NOT BE REPRODUCED BY ANY OTHER WITHOUT THE PRIOR WRITTEN PERMISSION

(CONT.) 8. INSTALLATION LAYOUT AND LIST OF ITEMS NUMERIC INDEX

ITEM NR.	OEM PART NUMBER (ONLY FOR REFERENCE)	EPA PART NUMBER	LAYOUT	SIZE (WXH) LETTER HEIGHT	COLOR (BACKGROUND/FONT)	QTY PER VIEW	IPC/DWG REFERENCE	EFFECTIVITY	NOTE
72	ASNA50962140	JC320E800A06	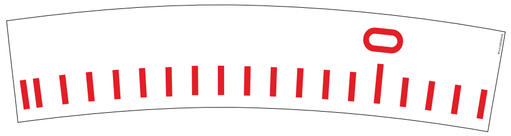	625x152 50	WHITE / FIRE RED	1	D11277121	ALL	BEFORE PLACARD APPLICATION, ENSURE THAT THS IS SET TO 0°
73	ASNA50962140	JC320E800A02		56X14	WHITE / FIRE RED	1	D11277121	ALL	

© J&C AERO EEU LTD. OWN THE COPYRIGHT OF THIS DRAWING AND IT SHALL NOT BE REPRODUCED BY ANY OTHER WITHOUT THE PRIOR WRITTEN PERMISSION

(CONT.) 8. INSTALLATION LAYOUT AND LIST OF ITEMS NUMERIC INDEX

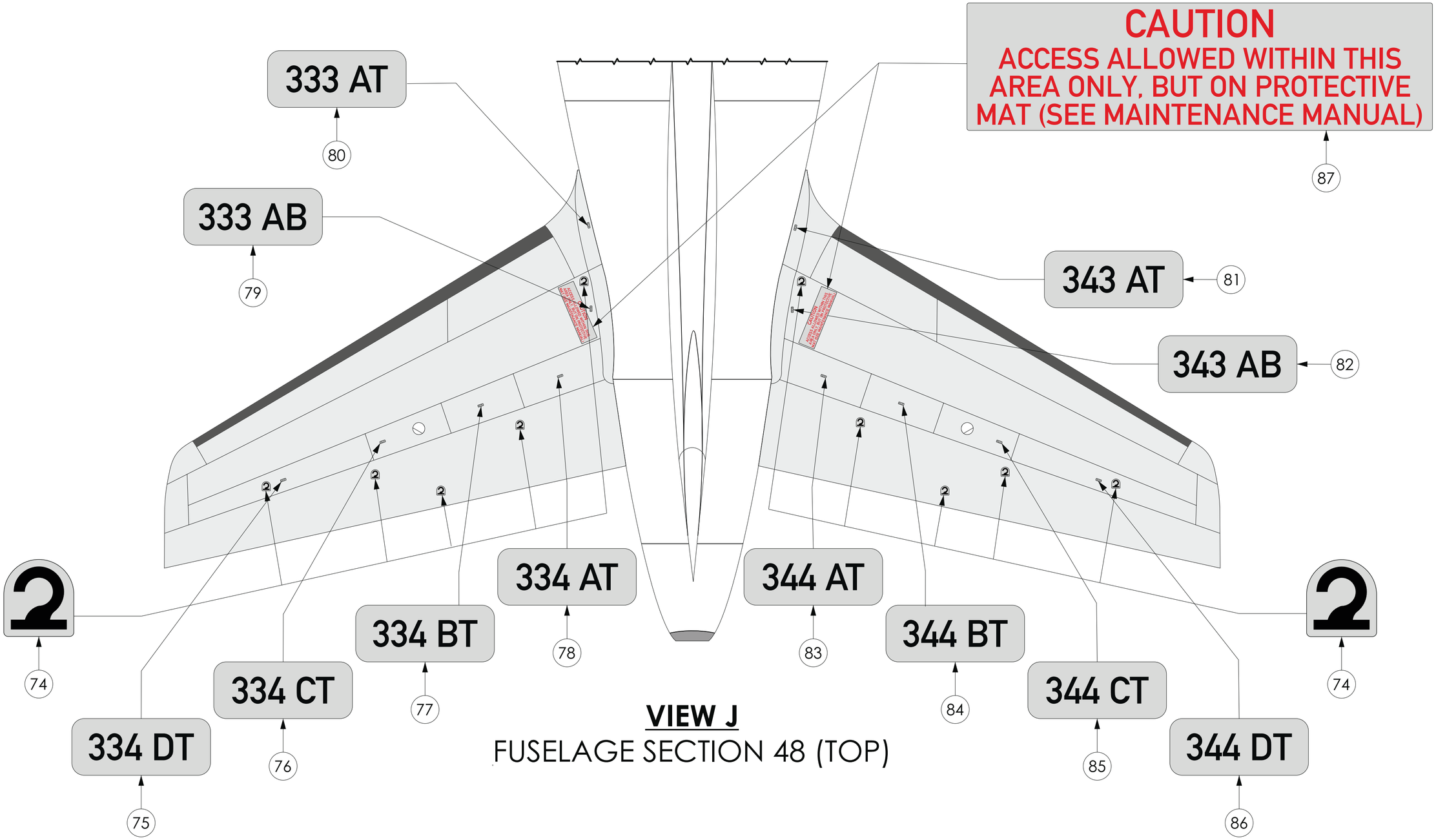

VIEW J

FUSELAGE SECTION 48 (TOP)

J&C AERO EEU
EASA APPROVAL NO: EASA.21J.580

WWW.THISISDOA.EU
INFO@THISISDOA.EU
PHONE: +353 15 269768

AIRCRAFT: SEE TABLE 1	TOLERANCES: ANGULAR = ±5°; DECIMALS X = ±1, X.X = ±0.5, X.XX = ±0.05		DRAWN BY: SEE JCAERO/ECN/2177
MSN: SEE TABLE 1	REGISTRATION: -	SCALE: NTS / SIZE: A2	ALL DIMENSIONS ARE MILLIMETERS / THIRD ANGLE PROJECTION	CHECKED BY: SEE JCAERO/ECN/2177
TITLE: EXTERIOR PLACARDS ILLUSTRATED CATALOGUE			
DRAWING NUMBER: HST112JCAERO2177		SHEET 64 OF 183	REV. A

© J&C AERO EEU LTD. OWN THE COPYRIGHT OF THIS DRAWING AND IT SHALL NOT BE REPRODUCED BY ANY OTHER WITHOUT THE PRIOR WRITTEN PERMISSION

(CONT.) 8. INSTALLATION LAYOUT AND LIST OF ITEMS NUMERIC INDEX

ITEM NR.	OEM PART NUMBER (ONLY FOR REFERENCE)	EPA PART NUMBER	LAYOUT	SIZE (WXH) LETTER HEIGHT	COLOR (BACKGROUND/FONT)	QTY PER VIEW	IPC/DWG REFERENCE	EFFECTIVITY	NOTE
74	D1121005820000	JC320E800A11	2 EPA JC320E800A11	50X55	GREY / BLACK	10	11-25-27	ALL	
75	D1121008449600	JC320E800A13	334 DT EPA JC320E800A13	62X23 13	GREY / BLACK	1	11-25-55	ALL	
76	D1121008449700	JC320E800A15	334 CT EPA JC320E800A15	62X23 13	GREY / BLACK	1	11-25-55	ALL	
77	D1121008449800	JC320E800A17	334 BT EPA JC320E800A17	62X23 13	GREY / BLACK	1	11-25-55	ALL	
78	D1121008449900	JC320E800A19	334 AT EPA JC320E800A19	62X23 13	GREY / BLACK	1	11-25-55	ALL	
79	D1121008451400	JC320E800A21	333 AB EPA JC320E800A21	62X23 13	GREY / BLACK	1	11-25-55	ALL	
80	D1121008450000	JC320E800A23	333 AT EPA JC320E800A23	62X23 13	GREY / BLACK	1	11-25-55	ALL	
81	D1121008449400	JC320E800A25	343 AT EPA JC320E800A25	62X23 13	GREY / BLACK	1	11-25-55	ALL	

© J&C AERO EEU LTD. OWN THE COPYRIGHT OF THIS DRAWING AND IT SHALL NOT BE REPRODUCED BY ANY OTHER WITHOUT THE PRIOR WRITTEN PERMISSION

(CONT.) 8. INSTALLATION LAYOUT AND LIST OF ITEMS NUMERIC INDEX

ITEM NR.	OEM PART NUMBER (ONLY FOR REFERENCE)	EPA PART NUMBER	LAYOUT	SIZE (WXH) LETTER HEIGHT	COLOR (BACKGROUND/FONT)	QTY PER VIEW	IPC/DWG REFERENCE	EFFECTIVITY	NOTE
82	D1121008452900	JC320E800A27	343 AB EPA JC320E800A27	62X23 13	GREY / BLACK	1	11-25-55	ALL	
83	D1121008449300	JC320E800A29	344 AT EPA JC320E800A29	62X23 13	GREY / BLACK	1	11-25-55	ALL	
84	D1121008449200	JC320E800A31	344 BT EPA JC320E800A31	62X23 13	GREY / BLACK	1	11-25-55	ALL	
85	D1121008449100	JC320E800A33	344 CT EPA JC320E800A33	62X23 13	GREY / BLACK	1	11-25-55	ALL	
86	D1121008449000	JC320E800A35	344 DT EPA JC320E800A35	62X23 13	GREY / BLACK	1	11-25-55	ALL	
87	D1121004920000	JC320E800A36	CAUTION ACCESS ALLOWED WITHIN THIS AREA ONLY, BUT ON PROTECTIVE MAT (SEE MAINTENANCE MANUAL)	645X180 40; 30	GREY / FIRE RED	2	11-25-55	ALL	

© J&C AERO EEU LTD. OWN THE COPYRIGHT OF THIS DRAWING AND IT SHALL NOT BE REPRODUCED BY ANY OTHER WITHOUT THE PRIOR WRITTEN PERMISSION

(CONT.) 8. INSTALLATION LAYOUT AND LIST OF ITEMS NUMERIC INDEX

VIEW K
FUSELAGE SECTION 48 (BOTTOM)

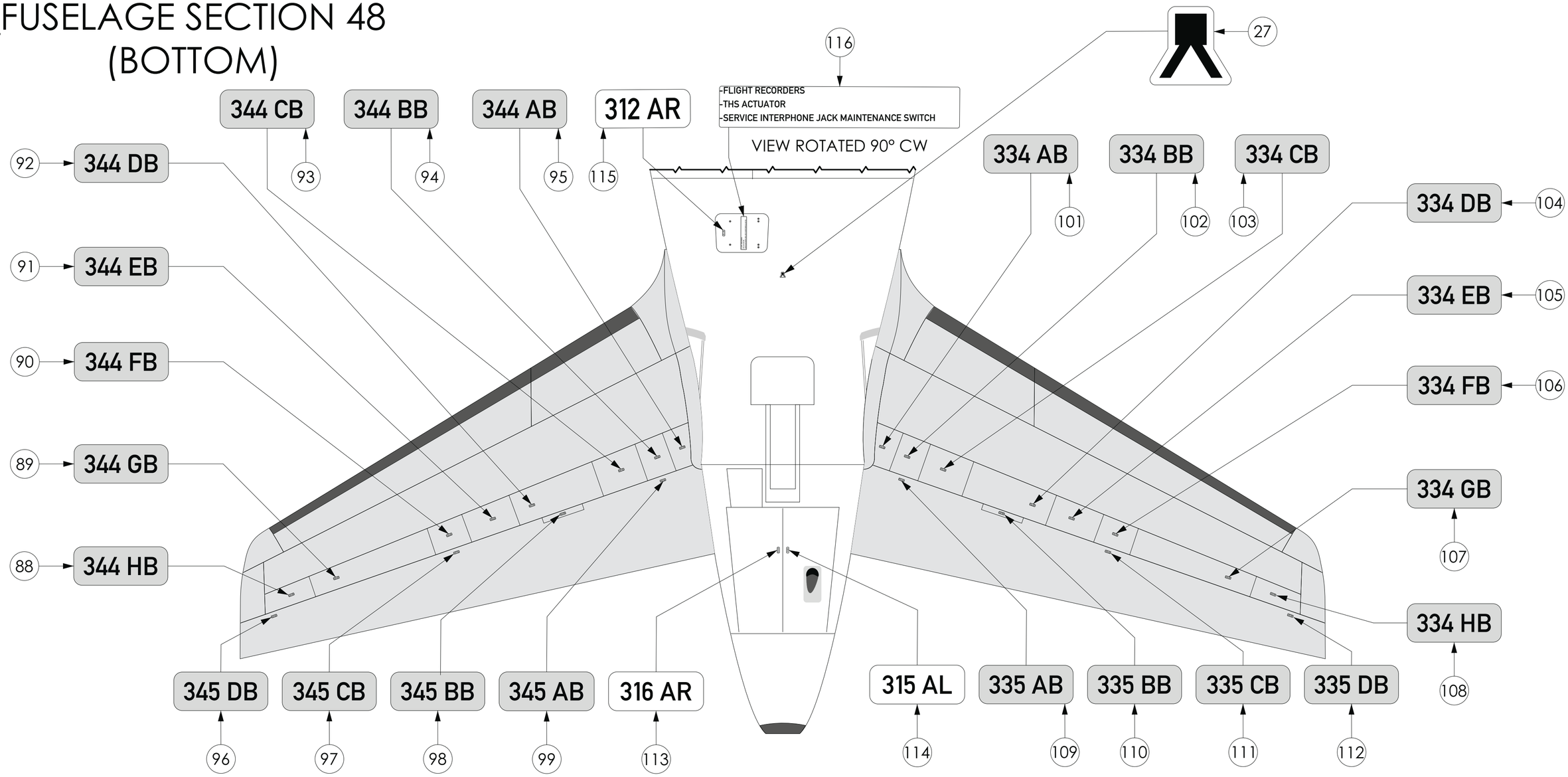

J&C AERO EEU EASA APPROVAL NO: EASA.21J.580	WWW.THISISDOA.EU INFO@THISISDOA.EU PHONE: +353 15 269768	AIRCRAFT: SEE TABLE 1	TOLERANCES ANGULAR ±5° DECIMALS X = ±1 X.X = ±0.5 X.XX = ±0.05	DRAWN BY: SEE JCAERO/ECN/2177
	MSN: SEE TABLE 1	REGISTRATION: -	SCALE: NTS / SIZE: A2 / ALL DIMENSIONS ARE MILLIMETERS / THIRD ANGLE PROJECTION	CHECKED BY: SEE JCAERO/ECN/2177
	TITLE: EXTERIOR PLACARDS ILLUSTRATED CATALOGUE			
	DRAWING NUMBER: HST112JCAERO2177		SHEET 67 OF 183	REV. A

© J&C AERO EEU LTD. OWN THE COPYRIGHT OF THIS DRAWING AND IT SHALL NOT BE REPRODUCED BY ANY OTHER WITHOUT THE PRIOR WRITTEN PERMISSION

(CONT.) 8. INSTALLATION LAYOUT AND LIST OF ITEMS NUMERIC INDEX

ITEM NR.	OEM PART NUMBER (ONLY FOR REFERENCE)	EPA PART NUMBER	LAYOUT	SIZE (WXH) LETTER HEIGHT	COLOR (BACKGROUND/FONT)	QTY PER VIEW	IPC/DWG REFERENCE	EFFECTIVITY	NOTE
88	D1121008451700	JC320E800A40	344 HB EPA JC320E800A40	62X23 13	GREY / BLACK	1	11-25-55	ALL	
89	D1121008451900	JC320E800A42	344 GB EPA JC320E800A42	62X23 13	GREY / BLACK	1	11-25-55	ALL	
90	D1121008452000	JC320E800A44	344 FB EPA JC320E800A44	62X23 13	GREY / BLACK	1	11-25-55	ALL	
91	D1121008452200	JC320E800A46	344 EB EPA JC320E800A46	62X23 13	GREY / BLACK	1	11-25-55	ALL	
92	D1121008452300	JC320E800A48	344 DB EPA JC320E800A48	62X23 13	GREY / BLACK	1	11-25-55	ALL	
93	D1121008452500	JC320E800A50	344 CB EPA JC320E800A50	62X23 13	GREY / BLACK	1	11-25-55	ALL	
94	D1121008452600	JC320E800A52	344 BB EPA JC320E800A52	62X23 13	GREY / BLACK	1	11-25-55	ALL	
95	D1121008452800	JC320E800A54	344 AB EPA JC320E800A54	62X23 13	GREY / BLACK	1	11-25-55	ALL	

© J&C AERO EEU LTD. OWN THE COPYRIGHT OF THIS DRAWING AND IT SHALL NOT BE REPRODUCED BY ANY OTHER WITHOUT THE PRIOR WRITTEN PERMISSION

(CONT.) 8. INSTALLATION LAYOUT AND LIST OF ITEMS NUMERIC INDEX

ITEM NR.	OEM PART NUMBER (ONLY FOR REFERENCE)	EPA PART NUMBER	LAYOUT	SIZE (WXH) LETTER HEIGHT	COLOR (BACKGROUND/FONT)	QTY PER VIEW	IPC/DWG REFERENCE	EFFECTIVITY	NOTE
96	D1121008451800	JC320E800A56	345 DB EPA JC320E800A56	62X23 13	GREY / BLACK	1	11-25-55	ALL	
97	D1121008452100	JC320E800A58	345 CB EPA JC320E800A58	62X23 13	GREY / BLACK	1	11-25-55	ALL	
98	D1121008452400	JC320E800A60	345 BB EPA JC320E800A60	62X23 13	GREY / BLACK	1	11-25-55	ALL	
99	D1121008452700	JC320E800A62	345 AB EPA JC320E800A62	62X23 13	GREY / BLACK	1	11-25-55	ALL	
100	RESERVED								
101	D1121008451300	JC320E800A64	334 AB EPA JC320E800A64	62X23 13	GREY / BLACK	1	11-25-55	ALL	
102	D1121008451100	JC320E800A66	334 BB EPA JC320E800A66	62X23 13	GREY / BLACK	1	11-25-55	ALL	
103	D1121008451000	JC320E800A68	334 CB EPA JC320E800A68	62X23 13	GREY / BLACK	1	11-25-55	ALL	

© J&C AERO EEU LTD. OWN THE COPYRIGHT OF THIS DRAWING AND IT SHALL NOT BE REPRODUCED BY ANY OTHER WITHOUT THE PRIOR WRITTEN PERMISSION

(CONT.) 8. INSTALLATION LAYOUT AND LIST OF ITEMS NUMERIC INDEX

ITEM NR.	OEM PART NUMBER (ONLY FOR REFERENCE)	EPA PART NUMBER	LAYOUT	SIZE (WXH) LETTER HEIGHT	COLOR (BACKGROUND/FONT)	QTY PER VIEW	IPC/DWG REFERENCE	EFFECTIVITY	NOTE
104	D1121008450800	JC320E800A70	334 DB EPA JC320E800A70	62X23 13	GREY / BLACK	1	11-25-55	ALL	
105	D1121008450700	JC320E800A72	334 EB EPA JC320E800A72	62X23 13	GREY / BLACK	1	11-25-55	ALL	
106	D1121008450500	JC320E800A74	334 FB EPA JC320E800A74	62X23 13	GREY / BLACK	1	11-25-55	ALL	
107	D1121008450400	JC320E800A76	334 GB EPA JC320E800A76	62X23 13	GREY / BLACK	1	11-25-55	ALL	
108	D1121008450200	JC320E800A78	334 HB EPA JC320E800A78	62X23 13	GREY / BLACK	1	11-25-55	ALL	
109	D1121008451200	JC320E800A80	335 AB EPA JC320E800A80	62X23 13	GREY / BLACK	1	11-25-55	ALL	
110	D1121008450900	JC320E800A82	335 BB EPA JC320E800A82	62X23 13	GREY / BLACK	1	11-25-55	ALL	
111	D1121008450600	JC320E800A84	335 CB EPA JC320E800A84	62X23 13	GREY / BLACK	1	11-25-55	ALL	

© J&C AERO EEU LTD. OWN THE COPYRIGHT OF THIS DRAWING AND IT SHALL NOT BE REPRODUCED BY ANY OTHER WITHOUT THE PRIOR WRITTEN PERMISSION

(CONT.) 8. INSTALLATION LAYOUT AND LIST OF ITEMS NUMERIC INDEX

ITEM NR.	OEM PART NUMBER (ONLY FOR REFERENCE)	EPA PART NUMBER	LAYOUT	SIZE (WXH) LETTER HEIGHT	COLOR (BACKGROUND/FONT)	QTY PER VIEW	IPC/DWG REFERENCE	EFFECTIVITY	NOTE
112	D1121008450300	JC320E800A86	335 DB EPA JC320E800A86	62X23 13	GREY / BLACK	1	11-25-55	ALL	
113	D1121006725300	JC320E800A87	316 AR EPA JC320E800A87	62X23 13	WHITE / BLACK	1	11-21-52	ALL	
114	D1121006725200	JC320E800A89	315 AL EPA JC320E800A89	62X23 13	WHITE / BLACK	1	11-21-52	ALL	
115	D1121006724200	JC320E554A30	312 AR EPA JC320E554A30	62X23 13	WHITE / BLACK	1	11-21-52	ALL	
116	D1121001920000	JC320E554A40	-FLIGHT RECORDERS -THS ACTUATOR -SERVICE INTERPHONE JACK MAINTENANCE SWITCH EPA JC320E554A40	325X60 10	WHITE / BLACK	1	11-21-52	ALL	
27	D1121005720000	JC320E552A01	EPA JC320E552A01	57X55	WHITE / BLACK	1	11-21-07	ALL	

© J&C AERO EEU LTD. OWN THE COPYRIGHT OF THIS DRAWING AND IT SHALL NOT BE REPRODUCED BY ANY OTHER WITHOUT THE PRIOR WRITTEN PERMISSION

(CONT.) 8. INSTALLATION LAYOUT AND LIST OF ITEMS NUMERIC INDEX

VIEW L
LH WING TO BODY FAIRING

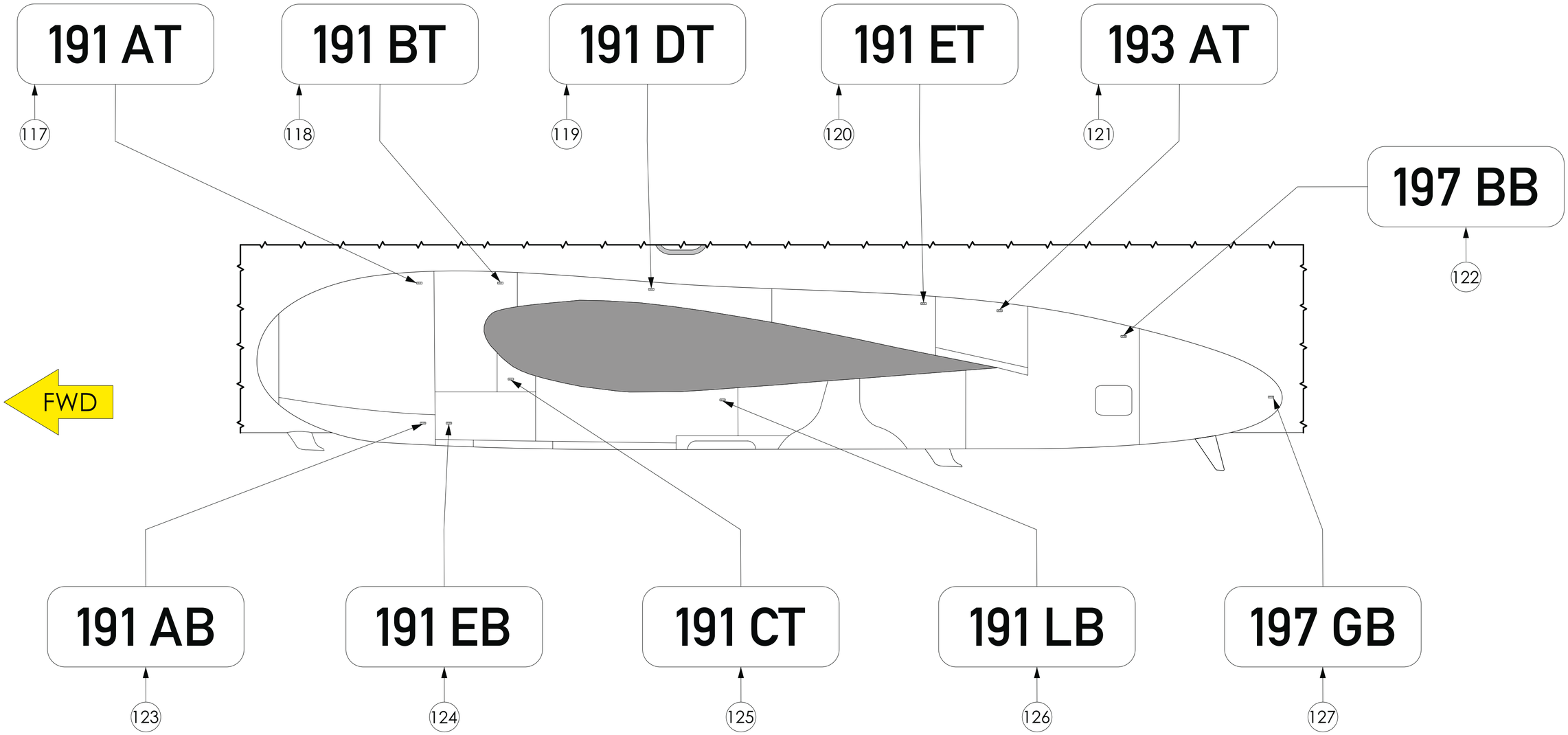

© J&C AERO EEU LTD. OWN THE COPYRIGHT OF THIS DRAWING AND IT SHALL NOT BE REPRODUCED BY ANY OTHER WITHOUT THE PRIOR WRITTEN PERMISSION

(CONT.) 8. INSTALLATION LAYOUT AND LIST OF ITEMS NUMERIC INDEX

ITEM NR.	OEM PART NUMBER (ONLY FOR REFERENCE)	EPA PART NUMBER	LAYOUT	SIZE (WXH) LETTER HEIGHT	COLOR (BACKGROUND/FONT)	QTY PER VIEW	IPC/DWG REFERENCE	EFFECTIVITY	NOTE
117	D1121006720000	JC320E562A01	191 AT EPA JC320E562A01	62X23 13	WHITE / BLACK	1	11-21-53	ALL	
118	D1121006727100	JC320E562A03	191 BT EPA JC320E562A03	62X23 13	WHITE / BLACK	1	11-21-53	ALL	
119	D1121006727200	JC320E562A05	191 DT EPA JC320E562A05	62X23 13	WHITE / BLACK	1	11-21-53	ALL	
120	D1121006727300	JC320E562A07	191 ET EPA JC320E562A07	62X23 13	WHITE / BLACK	1	11-21-53	ALL	
121	D1121006727400	JC320E562A09	193 AT EPA JC320E562A09	62X23 13	WHITE / BLACK	1	11-21-53	ALL	
122	D1121006720400	JC320E562A78	197 BB EPA JC320E562A78	62X23 13	WHITE / BLACK	1	11-21-53	ALL	
123	D1121006720600	JC320E562A13	191 AB EPA JC320E562A13	62X23 13	WHITE / BLACK	1	11-21-53	ALL	
124	D1121006720100	JC320E562A15	191 EB EPA JC320E562A15	62X23 13	WHITE / BLACK	1	11-21-53	ALL	

© J&C AERO EEU LTD. OWN THE COPYRIGHT OF THIS DRAWING AND IT SHALL NOT BE REPRODUCED BY ANY OTHER WITHOUT THE PRIOR WRITTEN PERMISSION

(CONT.) 8. INSTALLATION LAYOUT AND LIST OF ITEMS NUMERIC INDEX

ITEM NR.	OEM PART NUMBER (ONLY FOR REFERENCE)	EPA PART NUMBER	LAYOUT	SIZE (WXH) LETTER HEIGHT	COLOR (BACKGROUND/FONT)	QTY PER VIEW	IPC/DWG REFERENCE	EFFECTIVITY	NOTE
125	D1121006720200	JC320E562A17	191 CT EPA JC320E562A17	62X23 13	WHITE / BLACK	1	11-21-53	ALL	
126	D1121006720300	JC320E562A19	191 LB EPA JC320E562A19	62X23 13	WHITE / BLACK	1	11-21-53	ALL	
127	D1121006720500	JC320E562A21	197 GB EPA JC320E562A21	62X23 13	WHITE / BLACK	1	11-21-53	ALL	

© J&C AERO EEU LTD. OWN THE COPYRIGHT OF THIS DRAWING AND IT SHALL NOT BE REPRODUCED BY ANY OTHER WITHOUT THE PRIOR WRITTEN PERMISSION

(CONT.) 8. INSTALLATION LAYOUT AND LIST OF ITEMS NUMERIC INDEX

VIEW M
RH WING TO BODY FAIRING

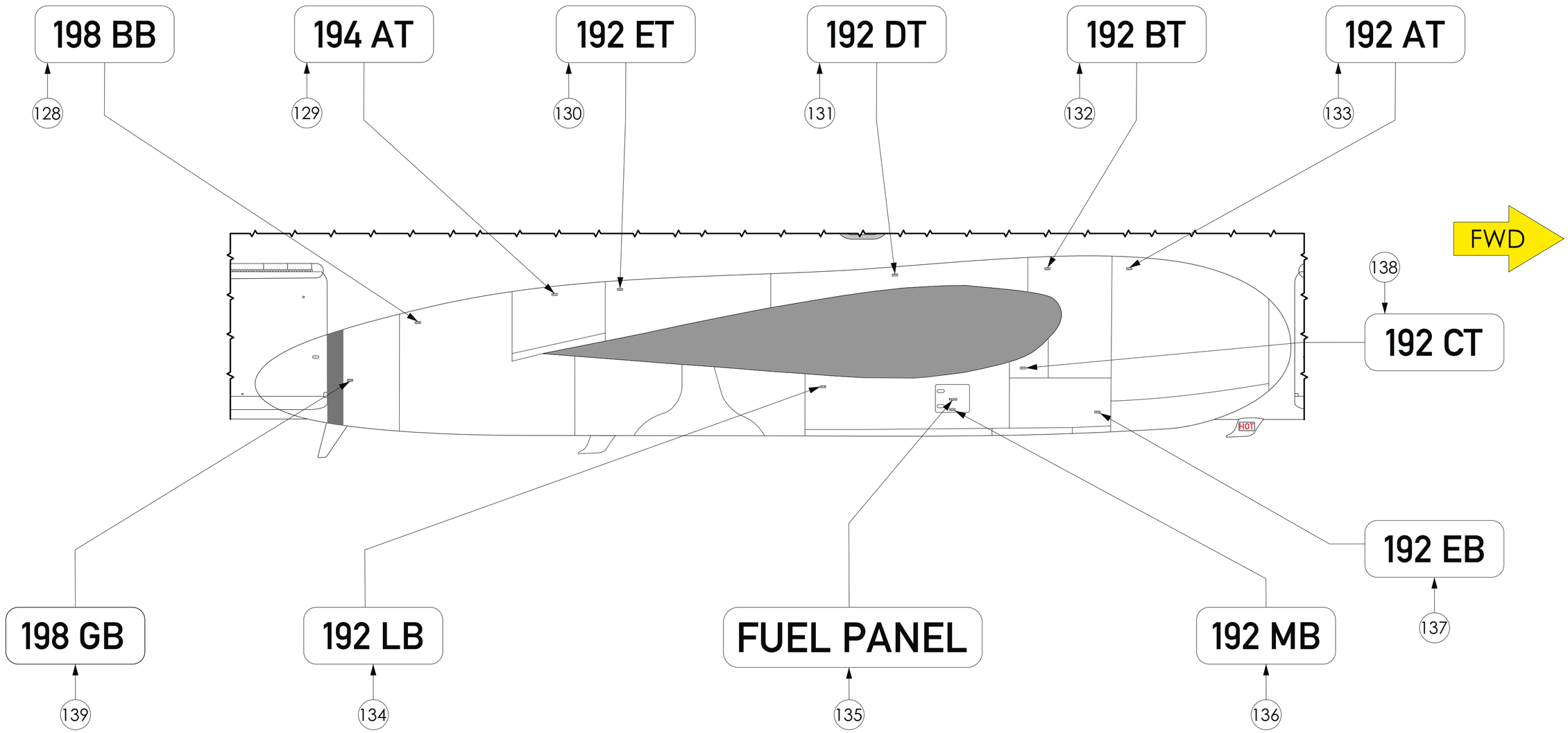

J&C AERO EEU
EASA APPROVAL NO: EASA.21J.580
WWW.THISISDOA.EU
INFO@THISISDOA.EU
PHONE: +353 15 269768

AIRCRAFT: SEE TABLE 1	TOLERANCES: ANGULAR ±5°; DECIMALS X = ±1, X.X = ±0.5, X.XX = ±0.05		DRAWN BY: SEE JCAERO/ECN/2177
MSN: SEE TABLE 1	REGISTRATION: -	SCALE: NTS / SIZE: A2 / ALL DIMENSIONS ARE MILLIMETERS / THIRD ANGLE PROJECTION	CHECKED BY: SEE JCAERO/ECN/2177
TITLE: EXTERIOR PLACARDS ILLUSTRATED CATALOGUE			
DRAWING NUMBER: HST112JCAERO2177		SHEET 75 OF 183	REV. A

© J&C AERO EEU LTD. OWN THE COPYRIGHT OF THIS DRAWING AND IT SHALL NOT BE REPRODUCED BY ANY OTHER WITHOUT THE PRIOR WRITTEN PERMISSION

(CONT.) 8. INSTALLATION LAYOUT AND LIST OF ITEMS NUMERIC INDEX

ITEM NR.	OEM PART NUMBER (ONLY FOR REFERENCE)	EPA PART NUMBER	LAYOUT	SIZE (WXH) LETTER HEIGHT	COLOR (BACKGROUND/FONT)	QTY PER VIEW	IPC/DWG REFERENCE	EFFECTIVITY	NOTE
128	D1121006722400	JC320E562A80	198 BB EPA JC320E562A80	62X23 13	WHITE / BLACK	1	11-21-53	ALL	
129	D1121006726400	JC320E562A26	194 AT EPA JC320E562A26	62X23 13	WHITE / BLACK	1	11-21-53	ALL	
130	D1121006726300	JC320E562A28	192 ET EPA JC320E562A28	62X23 13	WHITE / BLACK	1	11-21-53	ALL	
131	D1121006726200	JC320E562A30	192 DT EPA JC320E562A30	62X23 13	WHITE / BLACK	1	11-21-53	ALL	
132	D1121006726100	JC320E562A32	192 BT EPA JC320E562A32	62X23 13	WHITE / BLACK	1	11-21-53	ALL	
133	D1121006721900	JC320E562A34	192 AT EPA JC320E562A34	62X23 13	WHITE / BLACK	1	11-21-53	ALL	
134	D1121006722300	JC320E562A38	192 LB EPA JC320E562A38	62X23 13	WHITE / BLACK	1	11-21-53	ALL	

© J&C AERO EEU LTD. OWN THE COPYRIGHT OF THIS DRAWING AND IT SHALL NOT BE REPRODUCED BY ANY OTHER WITHOUT THE PRIOR WRITTEN PERMISSION

(CONT.) 8. INSTALLATION LAYOUT AND LIST OF ITEMS NUMERIC INDEX

ITEM NR.	OEM PART NUMBER (ONLY FOR REFERENCE)	EPA PART NUMBER	LAYOUT	SIZE (WXH) LETTER HEIGHT	COLOR (BACKGROUND/FONT)	QTY PER VIEW	IPC/DWG REFERENCE	EFFECTIVITY	NOTE
135	D1121003720000	JC320E562A46	FUEL PANEL EPA JC320E562A46	203X40 10	WHITE / BLACK	1	11-21-28	ALL	
136	D1121006727100	JC320E562A40	192 MB EPA JC320E562A40	62X23 13	WHITE / BLACK	1	11-21-52	ALL	
137	D1121006722000	JC320E562A42	192 EB EPA JC320E562A42	62X23 13	WHITE / BLACK	1	11-21-53	ALL	
138	D1121006722100	JC320E562A44	192 CT EPA JC320E562A44	62X23 13	WHITE / BLACK	1	11-21-53	ALL	
139	D1121006722500	JC320E562A36	198 GB EPA JC320E562A36	62X23 13	WHITE / BLACK	1	11-21-53	ALL	

© J&C AERO EEU LTD. OWN THE COPYRIGHT OF THIS DRAWING AND IT SHALL NOT BE REPRODUCED BY ANY OTHER WITHOUT THE PRIOR WRITTEN PERMISSION

(CONT.) 8. INSTALLATION LAYOUT AND LIST OF ITEMS NUMERIC INDEX

VIEW N
WING TO BODY FAIRING (BOTTOM)

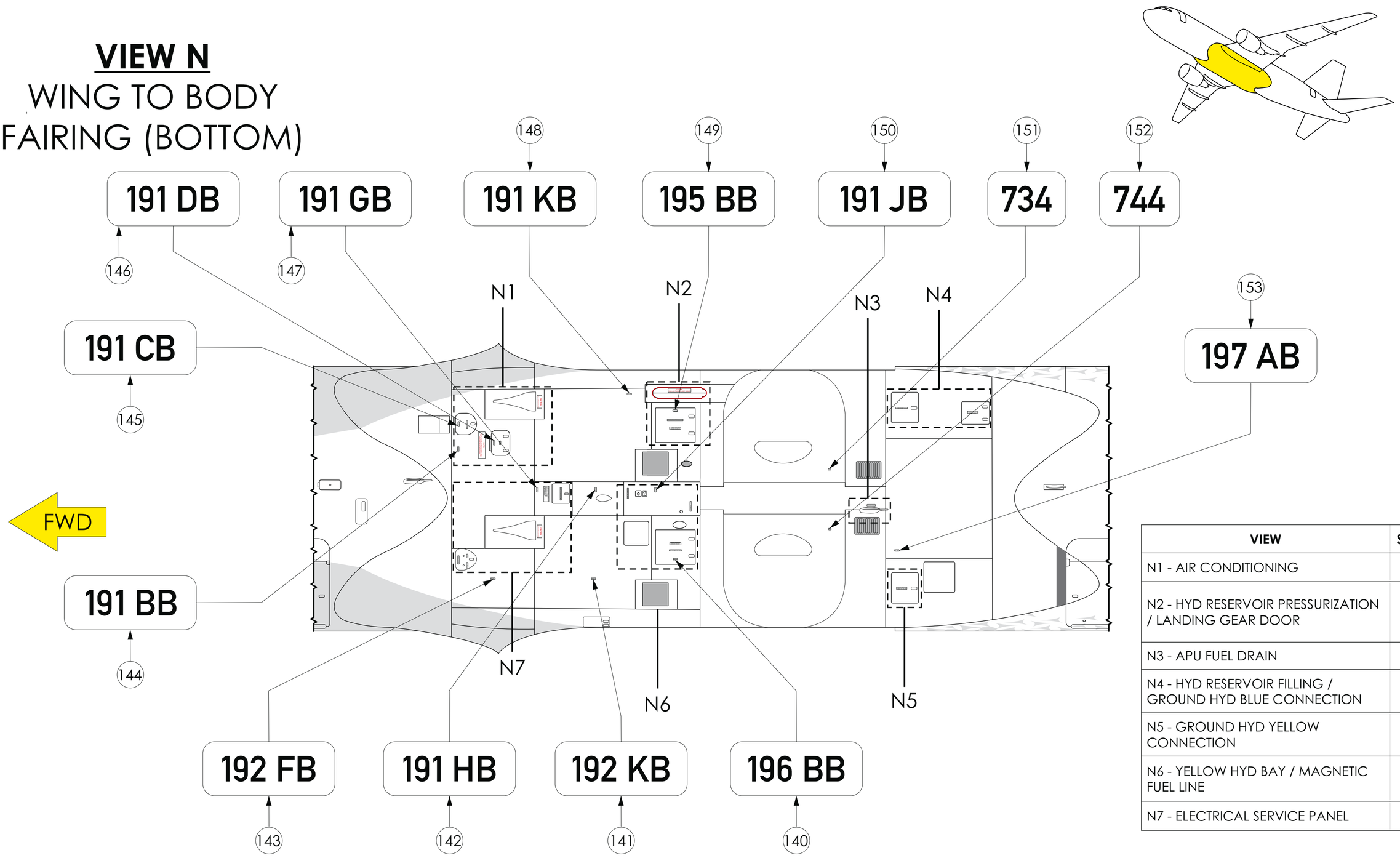

VIEW	SHEET
N1 - AIR CONDITIONING	81
N2 - HYD RESERVOIR PRESSURIZATION / LANDING GEAR DOOR	83
N3 - APU FUEL DRAIN	85
N4 - HYD RESERVOIR FILLING / GROUND HYD BLUE CONNECTION	87
N5 - GROUND HYD YELLOW CONNECTION	89
N6 - YELLOW HYD BAY / MAGNETIC FUEL LINE	91
N7 - ELECTRICAL SERVICE PANEL	93

© J&C AERO EEU LTD. OWN THE COPYRIGHT OF THIS DRAWING AND IT SHALL NOT BE REPRODUCED BY ANY OTHER WITHOUT THE PRIOR WRITTEN PERMISSION

(CONT.) 8. INSTALLATION LAYOUT AND LIST OF ITEMS NUMERIC INDEX

ITEM NR.	OEM PART NUMBER (ONLY FOR REFERENCE)	EPA PART NUMBER	LAYOUT	SIZE (WXH) LETTER HEIGHT	COLOR (BACKGROUND/FONT)	QTY PER VIEW	IPC/DWG REFERENCE	EFFECTIVITY	NOTE
140	D1121006722900	JC320E562A50	196 BB EPA JC320E562A50	62X23 13	WHITE / BLACK	1	11-21-52	ALL	
141	D1121006722800	JC320E562A52	192 KB EPA JC320E562A52	62X23 13	WHITE / BLACK	1	11-21-53	ALL	
142	D1121006721100	JC320E562A54	191 HB EPA JC320E562A54	62X23 13	WHITE / BLACK	1	11-21-53	ALL	
143	D1121006722700	JC320E562A56	192 FB EPA JC320E562A56	62X23 13	WHITE / BLACK	1	11-21-53	ALL	
144	D1121006720900	JC320E562A58	191 GB EPA JC320E562A58	62X23 13	WHITE / BLACK	1	11-21-53	ALL	
145	D1121006722600	JC320E562A60	191 BB EPA JC320E562A60	62X23 13	WHITE / BLACK	1	11-21-53	ALL	
146	D1121006720700	JC320E562A62	191 CB EPA JC320E562A62	62X23 13	WHITE / BLACK	1	11-21-52	ALL	
147	D1121006720800	JC320E562A64	191 DB EPA JC320E562A64	62X23 13	WHITE / BLACK	1	11-21-52	ALL	

© J&C AERO EEU LTD. OWN THE COPYRIGHT OF THIS DRAWING AND IT SHALL NOT BE REPRODUCED BY ANY OTHER WITHOUT THE PRIOR WRITTEN PERMISSION

(CONT.) 8. INSTALLATION LAYOUT AND LIST OF ITEMS NUMERIC INDEX

ITEM NR.	OEM PART NUMBER (ONLY FOR REFERENCE)	EPA PART NUMBER	LAYOUT	SIZE (WXH) LETTER HEIGHT	COLOR (BACKGROUND/FONT)	QTY PER VIEW	IPC/DWG REFERENCE	EFFECTIVITY	NOTE
148	D1121006721000	JC320E562A66	191 KB EPA JC320E562A66	62X23 13	WHITE / BLACK	1	11-21-52	ALL	
149	D1121006721200	JC320E562A68	195 BB EPA JC320E562A68	62X23 13	WHITE / BLACK	1	11-21-52	ALL	
150	D1121006721300	JC320E562A70	191 JB EPA JC320E562A70	62X23 13	WHITE / BLACK	1	11-21-53	ALL	
151	D1121006721400	JC320E562A72	734 EPA JC320E562A72	35X23 13	WHITE / BLACK	1	11-21-52	ALL	
152	D1121006723000	JC320E562A74	744 EPA JC320E562A74	36X23 13	WHITE / BLACK	1	11-21-52	ALL	
153	D1121006721500	JC320E562A76	197 AB EPA JC320E562A76	62X23 13	WHITE / BLACK	1	11-21-53	ALL	

© J&C AERO EEU LTD. OWN THE COPYRIGHT OF THIS DRAWING AND IT SHALL NOT BE REPRODUCED BY ANY OTHER WITHOUT THE PRIOR WRITTEN PERMISSION

(CONT.) 8. INSTALLATION LAYOUT AND LIST OF ITEMS NUMERIC INDEX

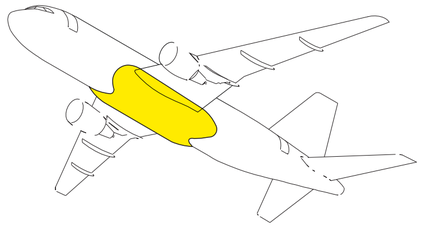

VIEW N1
AIR CONDITIONING

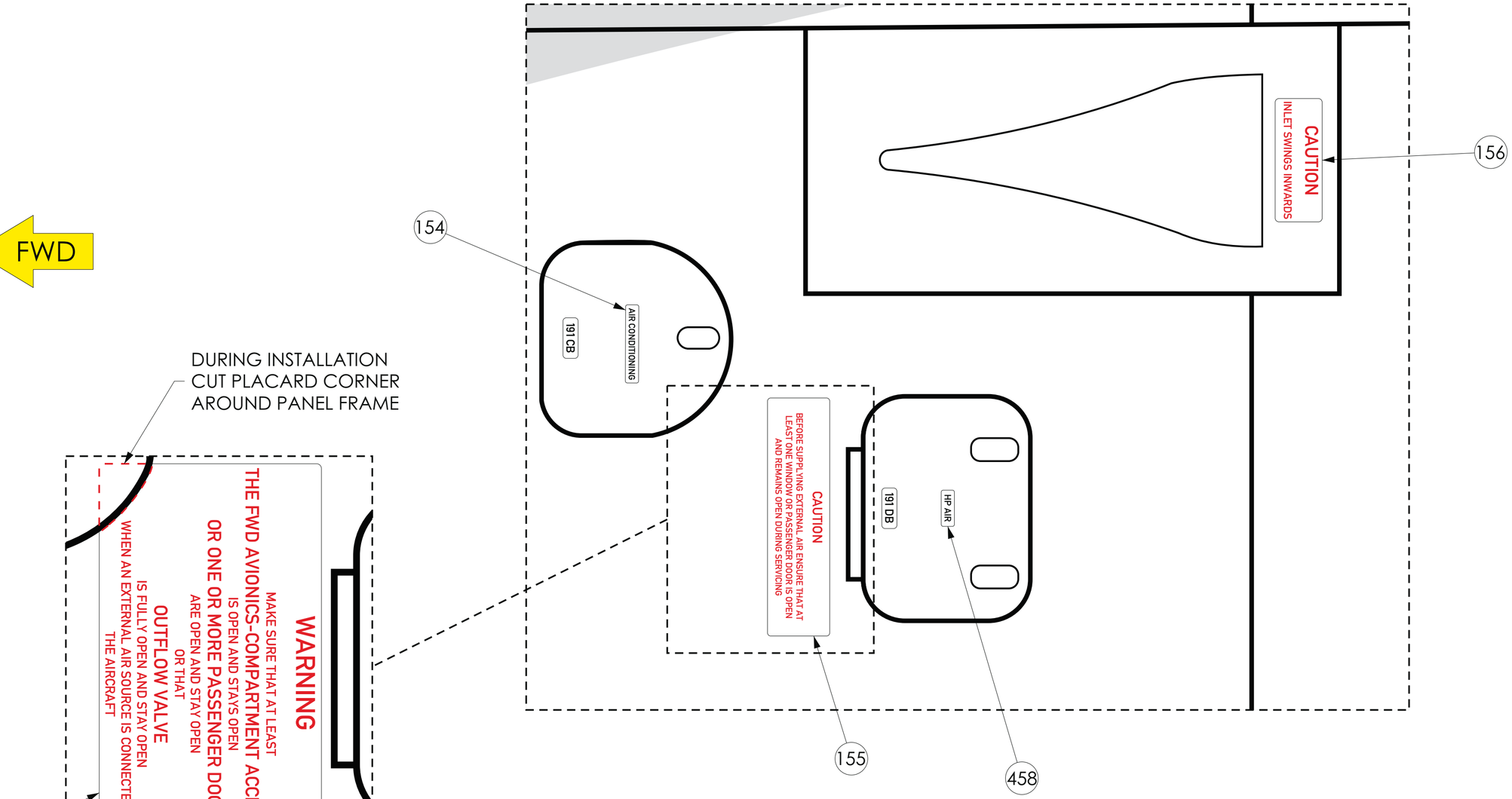

for MSN 03275 only.

J&C AERO EEU EASA APPROVAL NO: EASA.21J.580	WWW.THISISDOA.EU INFO@THISISDOA.EU PHONE: +353 15 269768	AIRCRAFT: SEE TABLE 1	TOLERANCES: ANGULAR ±25°; DECIMALS X = ±1, X.X = ±0.5, X.XX = ±0.05	DRAWN BY: SEE JCAERO/ECN/2177
	MSN: SEE TABLE 1	REGISTRATION: -	SCALE: NTS; SIZE: A2; ALL DIMENSIONS ARE MILLIMETERS; THIRD ANGLE PROJECTION	CHECKED BY: SEE JCAERO/ECN/2177
	TITLE: EXTERIOR PLACARDS ILLUSTRATED CATALOGUE			
	DRAWING NUMBER: HST112JCAERO2177		SHEET 81 OF 183	REV. A

© J&C AERO EEU LTD. OWN THE COPYRIGHT OF THIS DRAWING AND IT SHALL NOT BE REPRODUCED BY ANY OTHER WITHOUT THE PRIOR WRITTEN PERMISSION

(CONT.) 8. INSTALLATION LAYOUT AND LIST OF ITEMS NUMERIC INDEX

ITEM NR.	OEM PART NUMBER (ONLY FOR REFERENCE)	EPA PART NUMBER	LAYOUT	SIZE (WXH) LETTER HEIGHT	COLOR (BACKGROUND/FONT)	QTY PER VIEW	IPC/DWG REFERENCE	EFFECTIVITY	NOTE
154	D1121005320000	JC320E700A20	AIR CONDITIONING EPA JC320E700A20	120X20 10	WHITE / BLACK	1	11-21-21	ALL	
155	D1121025220000	JC320E700A30	CAUTION BEFORE SUPPLYING EXTERNAL AIR ENSURE THAT AT LEAST ONE WINDOW OR PASSENGER DOOR IS OPEN AND REMAINS OPEN DURING SERVICING EPA JC320E700A30	364X95 15; 10	WHITE / FIRE RED	1	11-21-21	ALL	
156	D1121005420000	JC320E700A10	CAUTION INLET SWINGS INWARDS EPA JC320E700A10	187X62 20; 12	WHITE / FIRE RED	1	11-21-21	ALL	
458	D1121005220400	JC320E700A01	HP AIR EPA JC320E700A01	55x20 10	WHITE / BLACK	1	11-21-36	ALL	
459	D1127710033000	JC320E700A70	WARNING MAKE SURE THAT AT LEAST THE FWD AVIONICS-COMPARTMENT ACCESS DOOR IS OPEN AND STAYS OPEN OR ONE OR MORE PASSENGER DOORS ARE OPEN AND STAY OPEN OR THAT OUTFLOW VALVE IS FULLY OPEN AND STAY OPEN WHEN AN EXTERNAL AIR SOURCE IS CONNECTED TO THE AIRCRAFT EPA JC320E700A70	435X230 20; 10; 14	WHITE / RED	1	11-21-21	03275	

© J&C AERO EEU LTD. OWN THE COPYRIGHT OF THIS DRAWING AND IT SHALL NOT BE REPRODUCED BY ANY OTHER WITHOUT THE PRIOR WRITTEN PERMISSION

(CONT.) 8. INSTALLATION LAYOUT AND LIST OF ITEMS NUMERIC INDEX

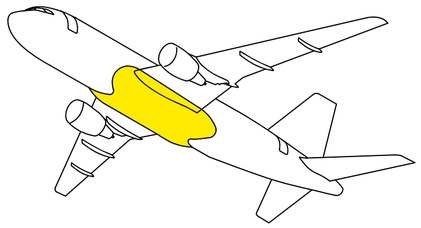

VIEW N2

RAM AIR TURBINE/ HYD RESERVOIR PRESSURIZATION/ LANDING GEAR DOOR

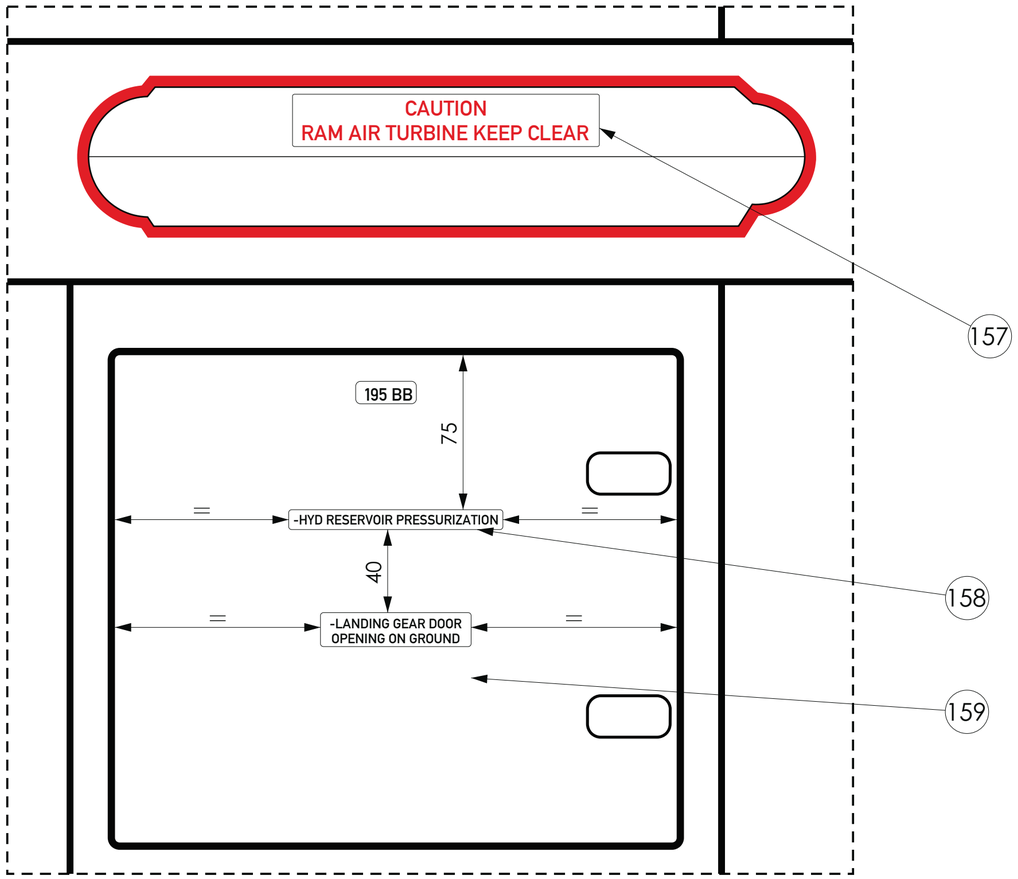

FWD

J&C AERO EEU EASA APPROVAL NO: EASA.21J.580	WWW.THISISDOA.EU INFO@THISISDOA.EU PHONE: +353 15 269768	AIRCRAFT: SEE TABLE 1	TOLERANCES ANGULAR ±5° DECIMALS X = ±1 X.X = ±0.5 X.XX = ±0.05	DRAWN BY: SEE JCAERO/ECN/2177
	MSN: SEE TABLE 1	REGISTRATION: -	SCALE: NTS / SIZE: A2 / ALL DIMENSIONS ARE MILLIMETERS / THIRD ANGLE PROJECTION	CHECKED BY: SEE JCAERO/ECN/2177
	TITLE: EXTERIOR PLACARDS ILLUSTRATED CATALOGUE			
	DRAWING NUMBER: HST112JCAERO2177		SHEET 83 OF 183	REV. A

© J&C AERO EEU LTD. OWN THE COPYRIGHT OF THIS DRAWING AND IT SHALL NOT BE REPRODUCED BY ANY OTHER WITHOUT THE PRIOR WRITTEN PERMISSION

(CONT.) 8. INSTALLATION LAYOUT AND LIST OF ITEMS NUMERIC INDEX

ITEM NR.	OEM PART NUMBER (ONLY FOR REFERENCE)	EPA PART NUMBER	LAYOUT	SIZE (WXH) LETTER HEIGHT	COLOR (BACKGROUND/FONT)	QTY PER VIEW	IPC/DWG REFERENCE	EFFECTIVITY	NOTE
157	D1121054620000	JC320E560A25	CAUTION RAM AIR TURBINE KEEP CLEAR EPA JC320E560A25	500X82 25	WHITE / FIRE RED	1	11-21-29	ALL	
158	D1121002720000	JC320E560A30	-HYD RESERVOIR PRESSURIZATION EPA JC320E560A30	219X20 10	WHITE / BLACK	1	11-21-29	ALL	
159	D1121002720200	JC320E560A35	-LANDING GEAR DOOR OPENING ON GROUND EPA JC320E560A35	145X35 10	WHITE / BLACK	1	11-21-29	ALL	

© J&C AERO EEU LTD. OWN THE COPYRIGHT OF THIS DRAWING AND IT SHALL NOT BE REPRODUCED BY ANY OTHER WITHOUT THE PRIOR WRITTEN PERMISSION

(CONT.) 8. INSTALLATION LAYOUT AND LIST OF ITEMS NUMERIC INDEX

VIEW N3

APU FUEL DRAIN

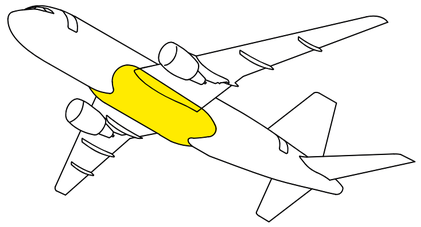

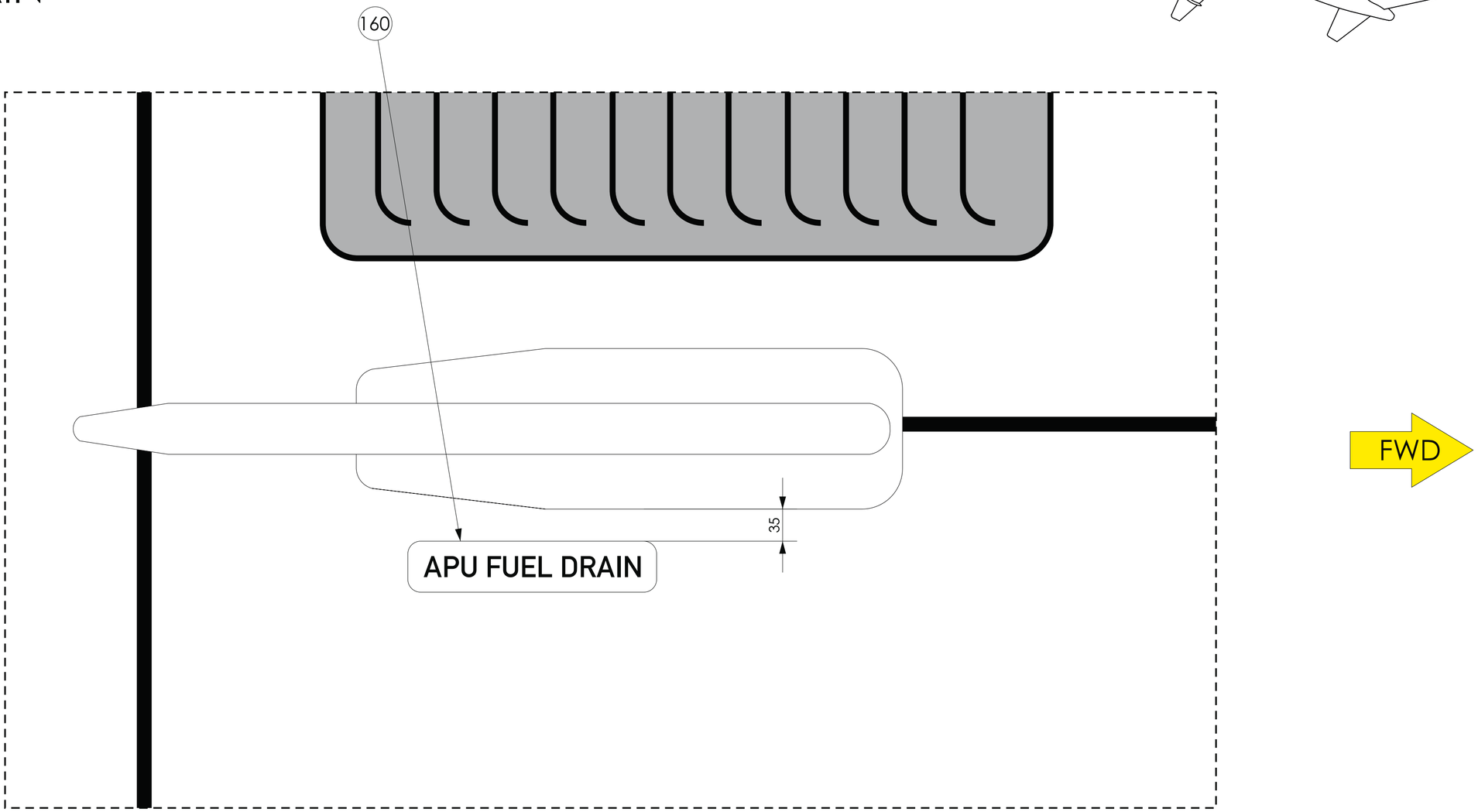

J&C AERO EEU EASA APPROVAL NO: EASA.21J.580	WWW.THISISDOA.EU INFO@THISISDOA.EU PHONE: +353 15 269768	AIRCRAFT: SEE TABLE 1	TOLERANCES ANGULAR ±±5° DECIMALS X = ±1 X.X = ±0.5 X.XX = ±0.05	DRAWN BY: SEE JCAERO/ECN/2177
	MSN: SEE TABLE 1	REGISTRATION: -	SCALE: NTS / SIZE: A2 / ALL DIMENSIONS ARE MILLIMETERS / THIRD ANGLE PROJECTION	CHECKED BY: SEE JCAERO/ECN/2177
	TITLE: EXTERIOR PLACARDS ILLUSTRATED CATALOGUE			
	DRAWING NUMBER: HST112JCAERO2177		SHEET 85 OF 183	REV. A

© J&C AERO EEU LTD. OWN THE COPYRIGHT OF THIS DRAWING AND IT SHALL NOT BE REPRODUCED BY ANY OTHER WITHOUT THE PRIOR WRITTEN PERMISSION

(CONT.) 8. INSTALLATION LAYOUT AND LIST OF ITEMS NUMERIC INDEX

ITEM NR.	OEM PART NUMBER (ONLY FOR REFERENCE)	EPA PART NUMBER	LAYOUT	SIZE (WXH) LETTER HEIGHT	COLOR (BACKGROUND/FONT)	QTY PER VIEW	IPC/DWG REFERENCE	EFFECTIVITY	NOTE
160	D1121004720000	JC320E556A20	APU FUEL DRAIN EPA JC320E556A20	113X20 10	WHITE / BLACK	1	11-21-28	ALL	

J&C AERO EEU
EASA APPROVAL NO: EASA.21J.580
WWW.THISISDOA.EU
INFO@THISISDOA.EU
PHONE: +353 15 269768

AIRCRAFT: SEE TABLE 1
TOLERANCES: ANGULAR =±5°; DECIMALS X = ±1, X.X = ±0.5, X.XX = ±0.05
DRAWN BY: SEE JCAERO/ECN/2177
MSN: SEE TABLE 1
REGISTRATION: -
SCALE: NTS
SIZE: A2
ALL DIMENSIONS ARE MILLIMETERS
THIRD ANGLE PROJECTION
CHECKED BY: SEE JCAERO/ECN/2177
TITLE: EXTERIOR PLACARDS ILLUSTRATED CATALOGUE
DRAWING NUMBER: HST112JCAERO2177

REV. A

© J&C AERO EEU LTD. OWN THE COPYRIGHT OF THIS DRAWING AND IT SHALL NOT BE REPRODUCED BY ANY OTHER WITHOUT THE PRIOR WRITTEN PERMISSION

(CONT.) 8. INSTALLATION LAYOUT AND LIST OF ITEMS NUMERIC INDEX

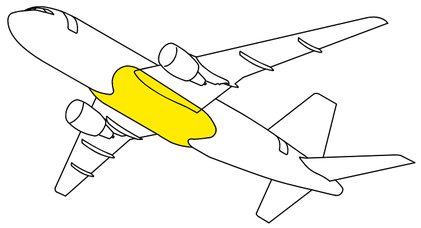

VIEW N4

HYD RESERVOIR FILLING/ GROUND HYD BLUE CONNECTION

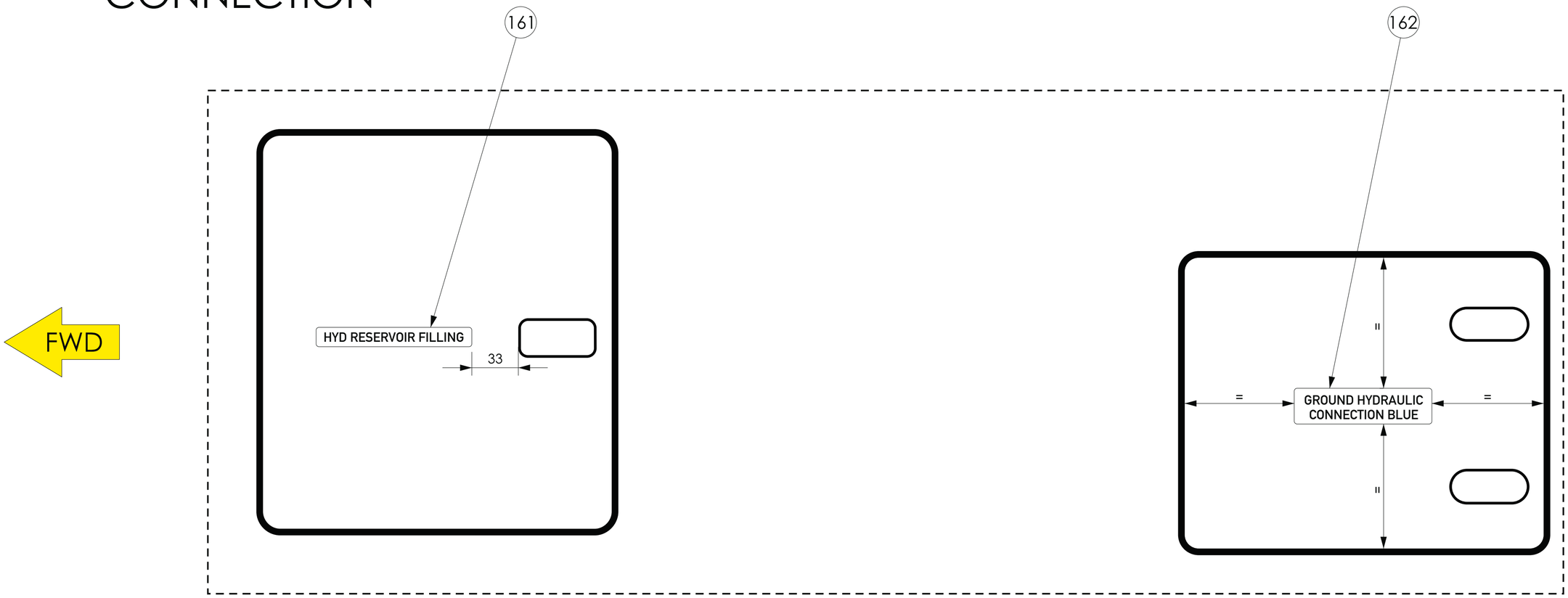

J&C AERO EEU
EASA APPROVAL NO: EASA.21J.580
WWW.THISISDOA.EU
INFO@THISISDOA.EU
PHONE: +353 15 269768

AIRCRAFT: SEE TABLE 1	TOLERANCES: ANGULAR ±25°; DECIMALS X = ±1, X.X = ±0.5, X.XX = ±0.05		DRAWN BY: SEE JCAERO/ECN/2177
MSN: SEE TABLE 1	REGISTRATION: -	SCALE: NTS / SIZE: A2	ALL DIMENSIONS ARE MILLIMETERS / THIRD ANGLE PROJECTION	CHECKED BY: SEE JCAERO/ECN/2177
TITLE: EXTERIOR PLACARDS ILLUSTRATED CATALOGUE			
DRAWING NUMBER: HST112JCAERO2177		SHEET 87 OF 183	REV. A

© J&C AERO EEU LTD. OWN THE COPYRIGHT OF THIS DRAWING AND IT SHALL NOT BE REPRODUCED BY ANY OTHER WITHOUT THE PRIOR WRITTEN PERMISSION

(CONT.) 8. INSTALLATION LAYOUT AND LIST OF ITEMS NUMERIC INDEX

ITEM NR.	OEM PART NUMBER (ONLY FOR REFERENCE)	EPA PART NUMBER	LAYOUT	SIZE (WXH) LETTER HEIGHT	COLOR (BACKGROUND/FONT)	QTY PER VIEW	IPC/DWG REFERENCE	EFFECTIVITY	NOTE
161	D1121002420000	JC320E560A40	HYD RESERVOIR FILLING EPA JC320E560A40	156X20 10	WHITE / BLACK	1	11-21-29	ALL	
162	D1121002320000	JC320E560A45	GROUND HYDRAULIC CONNECTION BLUE EPA JC320E560A45	135X35 10	WHITE / BLACK	1	11-21-29	ALL	

© J&C AERO EEU LTD. OWN THE COPYRIGHT OF THIS DRAWING AND IT SHALL NOT BE REPRODUCED BY ANY OTHER WITHOUT THE PRIOR WRITTEN PERMISSION

(CONT.) 8. INSTALLATION LAYOUT AND LIST OF ITEMS NUMERIC INDEX

VIEW N5
GROUND HYD YELLOW CONNECTION

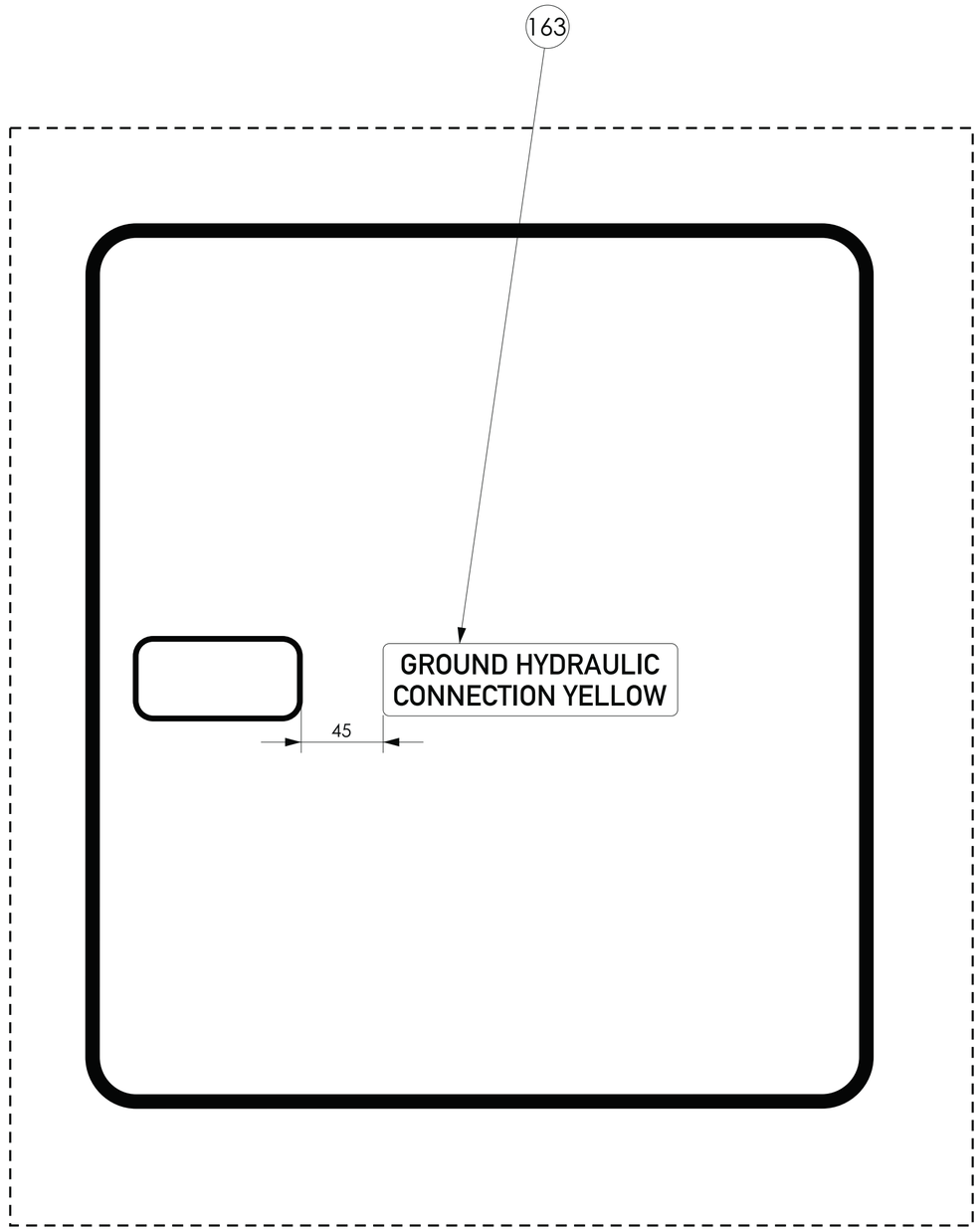

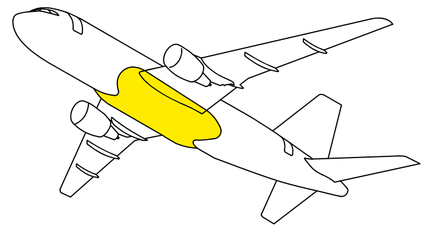

© J&C AERO EEU LTD. OWN THE COPYRIGHT OF THIS DRAWING AND IT SHALL NOT BE REPRODUCED BY ANY OTHER WITHOUT THE PRIOR WRITTEN PERMISSION

(CONT.) 8. INSTALLATION LAYOUT AND LIST OF ITEMS NUMERIC INDEX

ITEM NR.	OEM PART NUMBER (ONLY FOR REFERENCE)	EPA PART NUMBER	LAYOUT	SIZE (WXH) LETTER HEIGHT	COLOR (BACKGROUND/FONT)	QTY PER VIEW	IPC/DWG REFERENCE	EFFECTIVITY	NOTE
163	D1121002520000	JC320E560A50	GROUND HYDRAULIC CONNECTION YELLOW EPA JC320E560A50	141X35 10	WHITE / BLACK	1	11-21-29	ALL	

© J&C AERO EEU LTD. OWN THE COPYRIGHT OF THIS DRAWING AND IT SHALL NOT BE REPRODUCED BY ANY OTHER WITHOUT THE PRIOR WRITTEN PERMISSION

(CONT.) 8. INSTALLATION LAYOUT AND LIST OF ITEMS NUMERIC INDEX

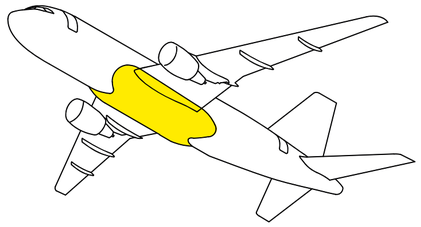

VIEW N6

YELLOW HYD BAY/ MAGNETIC FUEL LINE

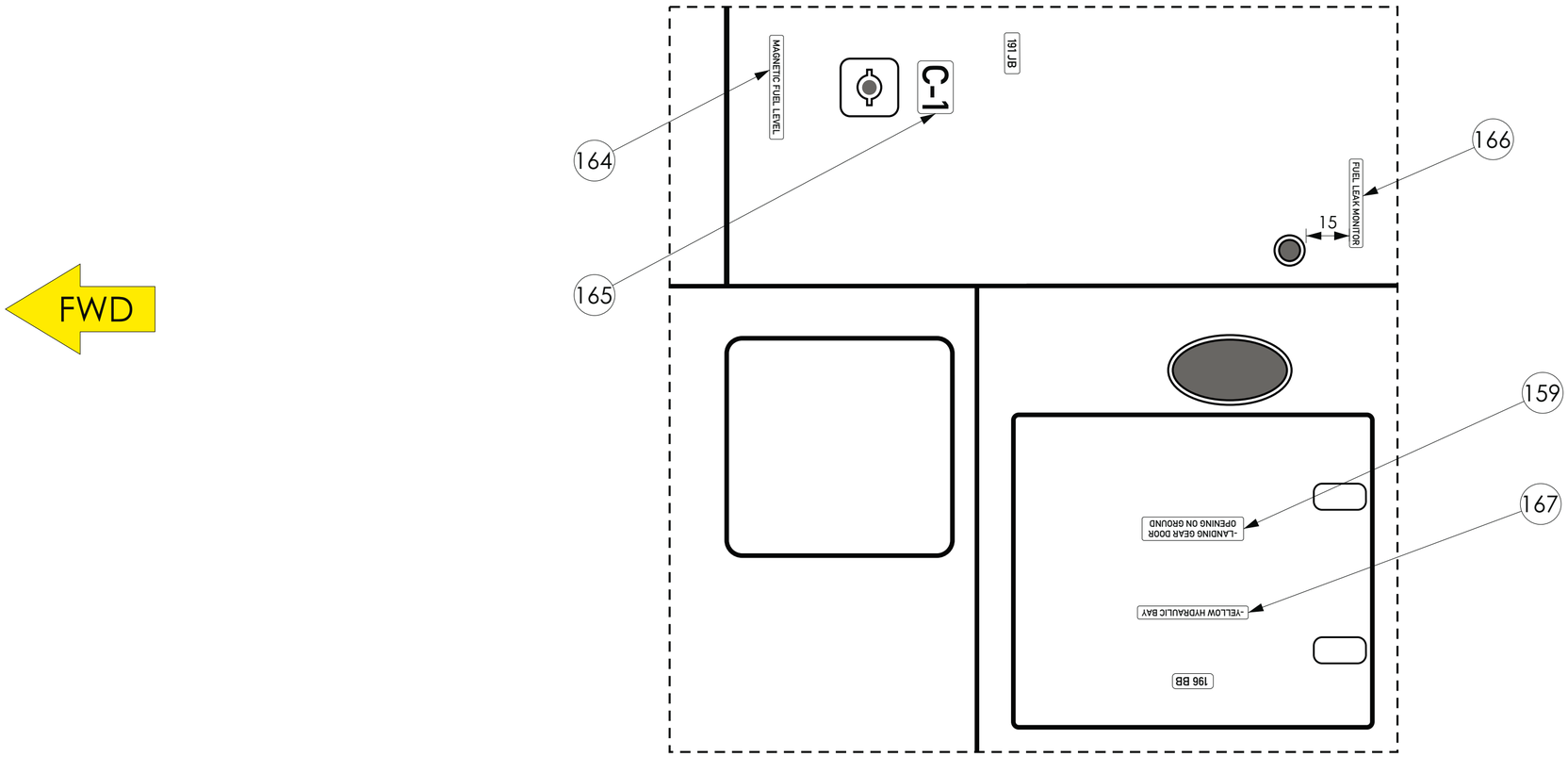

J&C AERO EEU EASA APPROVAL NO: EASA.21J.580	WWW.THISISDOA.EU INFO@THISISDOA.EU PHONE: +353 15 269768	AIRCRAFT: SEE TABLE 1	TOLERANCES ANGULAR ±25° DECIMALS X = ±1 X.X = ±0.5 X.XX = ±0.05	DRAWN BY: SEE JCAERO/ECN/2177
	MSN: SEE TABLE 1	REGISTRATION: -	SCALE: NTS / SIZE: A2 / ALL DIMENSIONS ARE MILLIMETERS / THIRD ANGLE PROJECTION	CHECKED BY: SEE JCAERO/ECN/2177
	TITLE: EXTERIOR PLACARDS ILLUSTRATED CATALOGUE			
	DRAWING NUMBER: HST112JCAERO2177		SHEET 91 OF 183	REV. A

© J&C AERO EEU LTD. OWN THE COPYRIGHT OF THIS DRAWING AND IT SHALL NOT BE REPRODUCED BY ANY OTHER WITHOUT THE PRIOR WRITTEN PERMISSION

(CONT.) 8. INSTALLATION LAYOUT AND LIST OF ITEMS NUMERIC INDEX

ITEM NR.	OEM PART NUMBER (ONLY FOR REFERENCE)	EPA PART NUMBER	LAYOUT	SIZE (WXH) LETTER HEIGHT	COLOR (BACKGROUND/FONT)	QTY PER VIEW	IPC/DWG REFERENCE	EFFECTIVITY	NOTE
159	D1121002720200	JC320E560A35	-LANDING GEAR DOOR OPENING ON GROUND EPA JC320E560A35	145X35 10	WHITE / BLACK	1	11-21-29	ALL	
164	D1121004220000	JC320E560A55	MAGNETIC FUEL LEVEL EPA JC320E560A55	148X20 10	WHITE / BLACK	1	11-21-28	ALL	
165	D1121004221200	JC320E560A60	C-1 EPA JC320E560A60	76X50 40	WHITE / BLACK	1	11-21-28	ALL	
166	D1121009120000	JC320E560A65	FUEL LEAK MONITOR EPA JC320E560A65	135X20 10	WHITE / BLACK	1	11-21-28	ALL	
167	D1121002820000	JC320E560A70	-YELLOW HYDRAULIC BAY EPA JC320E560A70	165X20 10	WHITE / BLACK	1	11-21-29	ALL	

© J&C AERO EEU LTD. OWN THE COPYRIGHT OF THIS DRAWING AND IT SHALL NOT BE REPRODUCED BY ANY OTHER WITHOUT THE PRIOR WRITTEN PERMISSION

(CONT.) 8. INSTALLATION LAYOUT AND LIST OF ITEMS NUMERIC INDEX

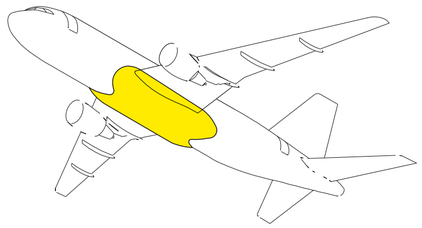

VIEW N7

ELECTRICAL SERVICE PANEL

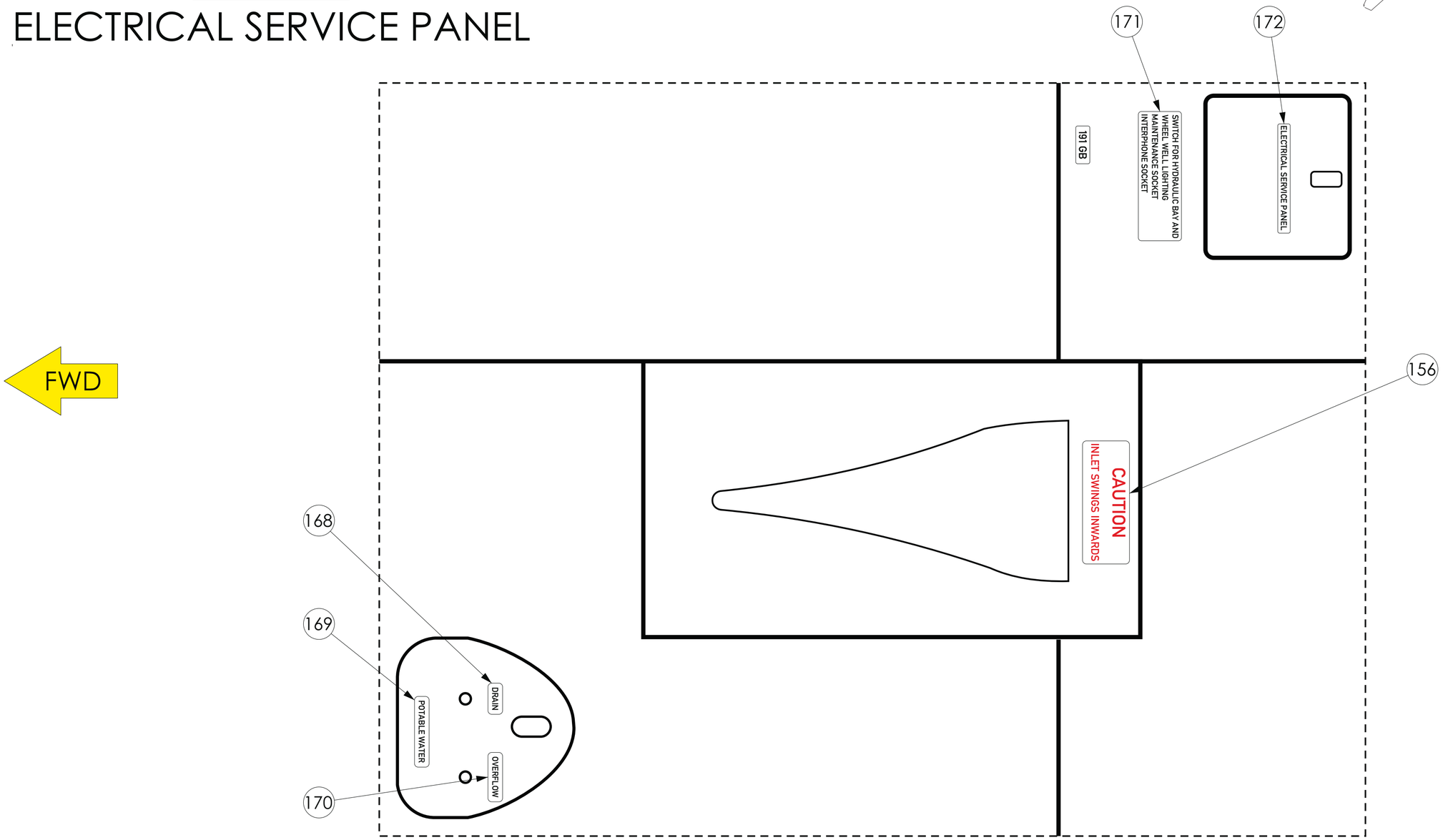

Note: Install items 168-170 if needed.

J&C AERO EEU EASA APPROVAL NO: EASA.21J.580	WWW.THISISDOA.EU INFO@THISISDOA.EU PHONE: +353 15 269768	AIRCRAFT: SEE TABLE 1	TOLERANCES ANGULAR ±5° DECIMALS X = ±1 X.X = ±0.5 X.XX = ±0.05	DRAWN BY: SEE JCAERO/ECN/2177
	MSN: SEE TABLE 1	REGISTRATION: -	SCALE: NTS / SIZE: A2 / ALL DIMENSIONS ARE MILLIMETERS / THIRD ANGLE PROJECTION	CHECKED BY: SEE JCAERO/ECN/2177
	TITLE: EXTERIOR PLACARDS ILLUSTRATED CATALOGUE			
	DRAWING NUMBER: HST112JCAERO2177		SHEET 93 OF 183	REV. A

© J&C AERO EEU LTD. OWN THE COPYRIGHT OF THIS DRAWING AND IT SHALL NOT BE REPRODUCED BY ANY OTHER WITHOUT THE PRIOR WRITTEN PERMISSION

(CONT.) 8. INSTALLATION LAYOUT AND LIST OF ITEMS NUMERIC INDEX

ITEM NR.	OEM PART NUMBER (ONLY FOR REFERENCE)	EPA PART NUMBER	LAYOUT	SIZE (WXH) LETTER HEIGHT	COLOR (BACKGROUND/FONT)	QTY PER VIEW	IPC/DWG REFERENCE	EFFECTIVITY	NOTE
156	D1121005420000	JC320E700A10	CAUTION INLET SWINGS INWARDS EPA JC320E700A10	187X62 20; 12	WHITE / FIRE RED	1	11-21-21	ALL	
168	D1121011220000	JC320E503A01	DRAIN EPA JC320E503A01	47X20 10	WHITE / BLACK	1	11-21-38	ALL	INSTALL IF NEEDED
169	D1121011220200	JC320E503A10	POTABLE WATER EPA JC320E503A10	112X20 10	WHITE / BLACK	1	11-21-38	ALL	INSTALL IF NEEDED
170	D1121011220100	JC320E503A05	OVERFLOW EPA JC320E503A05	77X20 10	WHITE / BLACK	1	11-21-38	ALL	INSTALL IF NEEDED
171	D1121025520100	JC320E503A15	SWITCH FOR HYDRAULIC BAY AND WHEEL WELL LIGHTING MAINTENANCE SOCKET INTERPHONE SOCKET EPA JC320E503A15	213X71 10	WHITE / BLACK	1	11-21-53	ALL	
172	D1121025520000	JC320E503A20	ELECTRICAL SERVICE PANEL EPA JC320E503A20	180X20 10	WHITE / BLACK	1	11-21-53	ALL	

© J&C AERO EEU LTD. OWN THE COPYRIGHT OF THIS DRAWING AND IT SHALL NOT BE REPRODUCED BY ANY OTHER WITHOUT THE PRIOR WRITTEN PERMISSION

(CONT.) 8. INSTALLATION LAYOUT AND LIST OF ITEMS NUMERIC INDEX

VIEW O
LH WING TOP

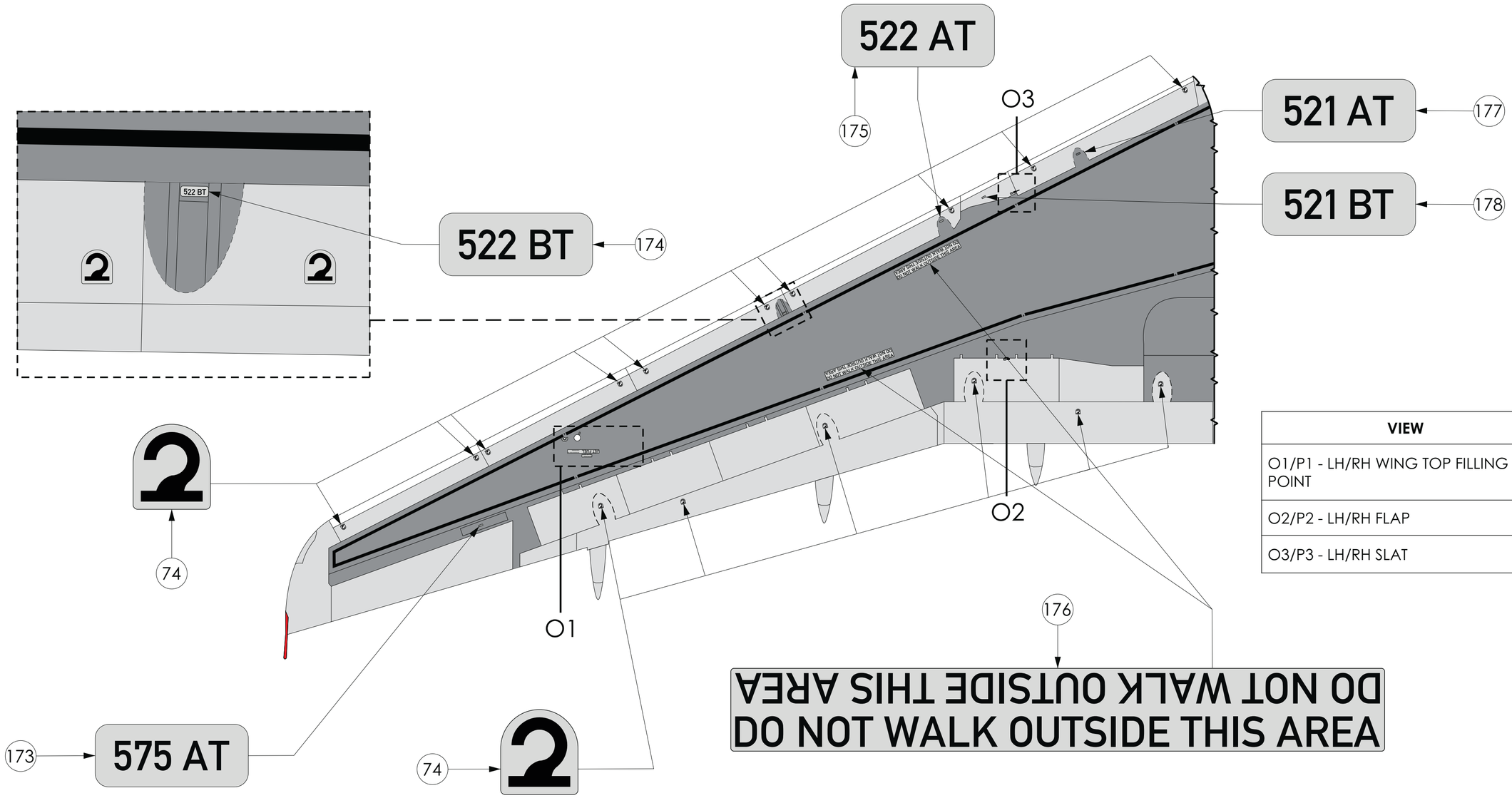

VIEW	SHEET
O1/P1 - LH/RH WING TOP FILLING POINT	99
O2/P2 - LH/RH FLAP	101
O3/P3 - LH/RH SLAT	103

J&C AERO EEU
EASA APPROVAL NO: EASA.21J.580

WWW.THISISDOA.EU
INFO@THISISDOA.EU
PHONE: +353 15 269768

AIRCRAFT: SEE TABLE 1
TOLERANCES: ANGULAR ±5°; DECIMALS X = ±1, X.X = ±0.5, X.XX = ±0.05
DRAWN BY: SEE JCAERO/ECN/2177
MSN: SEE TABLE 1
REGISTRATION: -
SCALE: NTS
SIZE: A2
ALL DIMENSIONS ARE MILLIMETERS
THIRD ANGLE PROJECTION
CHECKED BY: SEE JCAERO/ECN/2177
TITLE: EXTERIOR PLACARDS ILLUSTRATED CATALOGUE
DRAWING NUMBER: HST112JCAERO2177
SHEET 95 OF 183
REV. A

© J&C AERO EEU LTD. OWN THE COPYRIGHT OF THIS DRAWING AND IT SHALL NOT BE REPRODUCED BY ANY OTHER WITHOUT THE PRIOR WRITTEN PERMISSION

(CONT.) 8. INSTALLATION LAYOUT AND LIST OF ITEMS NUMERIC INDEX

VIEW P
RH WING TOP

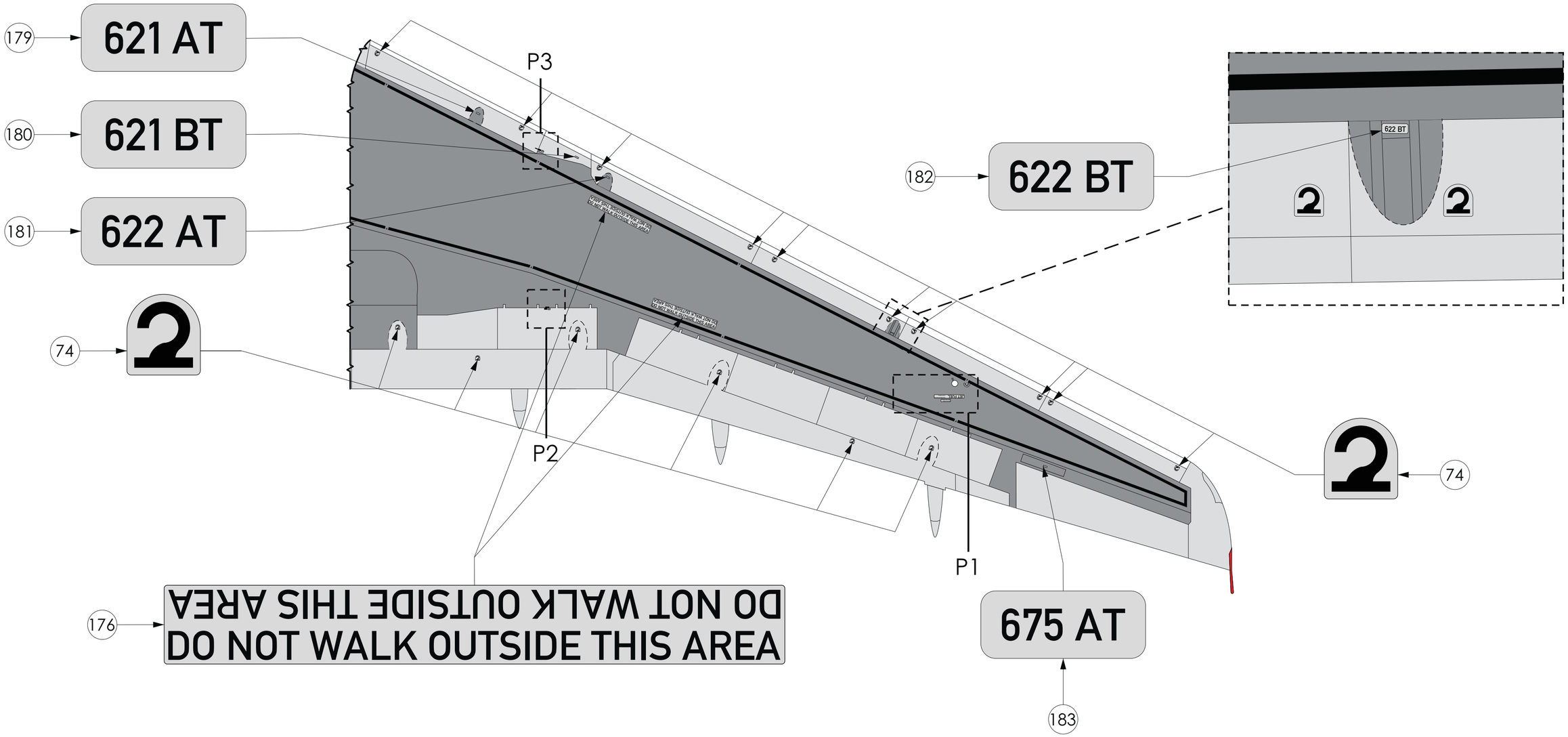

J&C AERO EEU EASA APPROVAL NO: EASA.21J.580	WWW.THISISDOA.EU INFO@THISISDOA.EU PHONE: +353 15 269768	AIRCRAFT: SEE TABLE 1	TOLERANCES: ANGULAR ±25°; DECIMALS X = ±1, X.X = ±0.5, X.XX = ±0.05	DRAWN BY: SEE JCAERO/ECN/2177
	MSN: SEE TABLE 1	REGISTRATION: -	SCALE: NTS; SIZE: A2; ALL DIMENSIONS ARE MILLIMETERS; THIRD ANGLE PROJECTION	CHECKED BY: SEE JCAERO/ECN/2177
	TITLE: EXTERIOR PLACARDS ILLUSTRATED CATALOGUE			
	DRAWING NUMBER: HST112JCAERO2177		SHEET 96 OF 183	REV. A

© J&C AERO EEU LTD. OWN THE COPYRIGHT OF THIS DRAWING AND IT SHALL NOT BE REPRODUCED BY ANY OTHER WITHOUT THE PRIOR WRITTEN PERMISSION

(CONT.) 8. INSTALLATION LAYOUT AND LIST OF ITEMS NUMERIC INDEX

ITEM NR.	OEM PART NUMBER (ONLY FOR REFERENCE)	EPA PART NUMBER	LAYOUT	SIZE (WXH) LETTER HEIGHT	COLOR (BACKGROUND/FONT)	QTY PER VIEW	IPC/DWG REFERENCE	EFFECTIVITY	NOTE
74	D1121005820000	JC320E800A11	2 EPA JC320E800A11	50X55	GREY / BLACK	32	11-23-27	ALL	
173	D1121006726600	JC320E850A06	575 AT EPA JC320E850A06	62X23 13	GREY / BLACK	1	11-23-57	ALL	
174	D1121006726700	JC320E850A11	522 BT EPA JC320E850A11	62X23 13	GREY / BLACK	1	11-23-57	ALL	
175	D1121006726800	JC320E850A16	522 AT EPA JC320E850A16	62X23 13	GREY / BLACK	1	11-23-57	ALL	
176	D1121007920200	JC320E850A31	DO NOT WALK OUTSIDE THIS AREA	1053x130 50	GREY / BLACK	4	11-23-57	ALL	
177	D1121006727000	JC320E850A21	521 AT EPA JC320E850A21	62X23 13	GREY / BLACK	1	11-23-57	ALL	
178	D1121006726900	JC320E850A26	521 BT EPA JC320E850A26	62X23 13	GREY / BLACK	1	11-23-57	ALL	

© J&C AERO EEU LTD. OWN THE COPYRIGHT OF THIS DRAWING AND IT SHALL NOT BE REPRODUCED BY ANY OTHER WITHOUT THE PRIOR WRITTEN PERMISSION

(CONT.) 8. INSTALLATION LAYOUT AND LIST OF ITEMS NUMERIC INDEX

ITEM NR.	OEM PART NUMBER (ONLY FOR REFERENCE)	EPA PART NUMBER	LAYOUT	SIZE (WXH) LETTER HEIGHT	COLOR (BACKGROUND/FONT)	QTY PER VIEW	IPC/DWG REFERENCE	EFFECTIVITY	NOTE
179	D1121006726000	JC320E850A41	621 AT EPA JC320E850A41	62X23 13	GREY / BLACK	1	11-23-57	ALL	
180	D1121006725900	JC320E850A43	621 BT EPA JC320E850A43	62X23 13	GREY / BLACK	1	11-23-57	ALL	
181	D1121006725800	JC320E850A45	622 AT EPA JC320E850A45	62X23 13	GREY / BLACK	1	11-23-57	ALL	
182	D1121006725700	JC320E850A47	622 BT EPA JC320E850A47	62X23 13	GREY / BLACK	1	11-23-57	ALL	
183	D1121006725600	JC320E850A49	675 AT EPA JC320E850A49	62X23 13	GREY / BLACK	1	11-23-57	ALL	

© J&C AERO EEU LTD. OWN THE COPYRIGHT OF THIS DRAWING AND IT SHALL NOT BE REPRODUCED BY ANY OTHER WITHOUT THE PRIOR WRITTEN PERMISSION

(CONT.) 8. INSTALLATION LAYOUT AND LIST OF ITEMS NUMERIC INDEX

VIEW O1

LH WING TOP FILLING POINT

RH SIDE SYMMETRICAL

VIEW P1

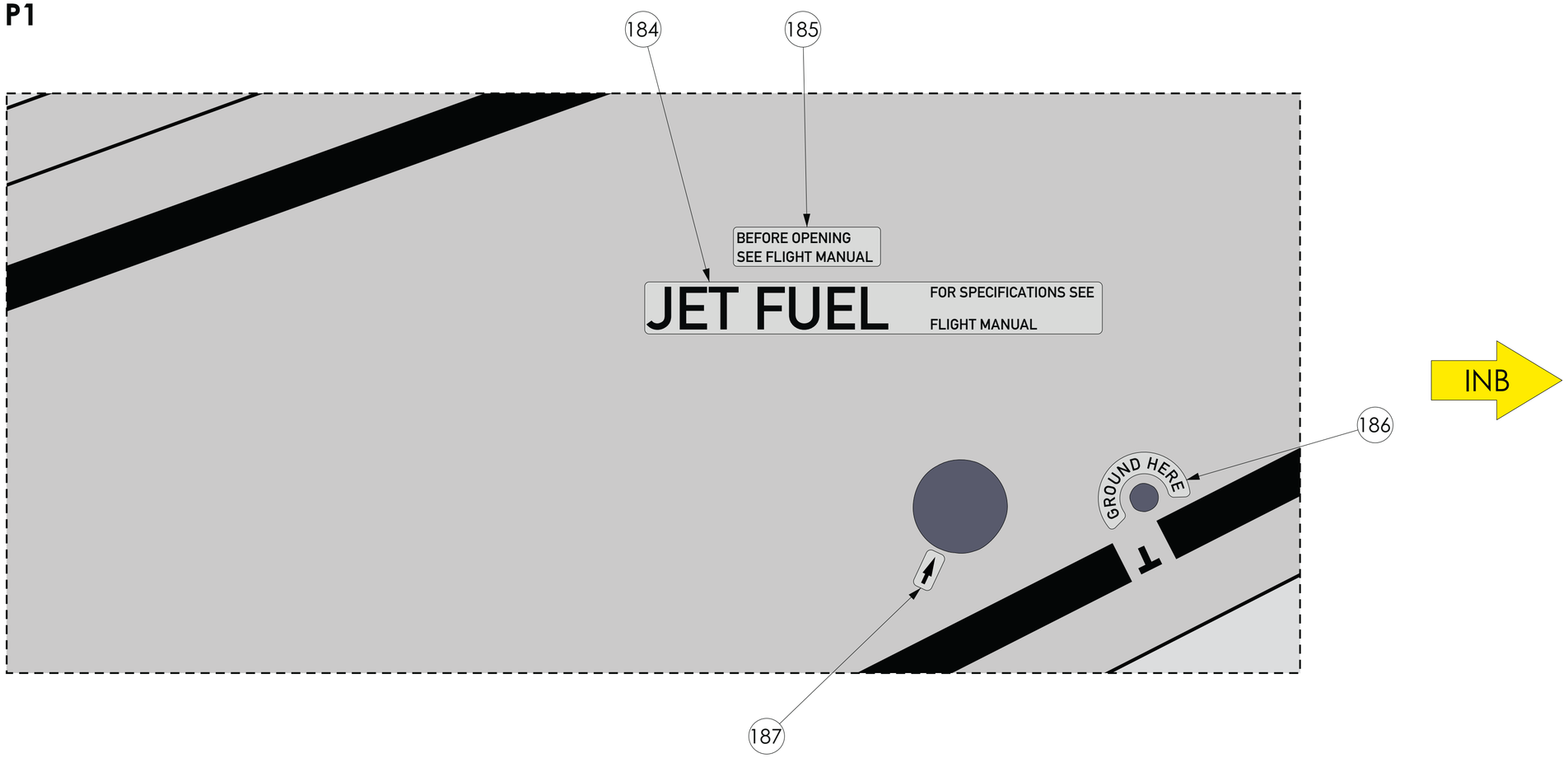

J&C AERO EEU EASA APPROVAL NO: EASA.21J.580	WWW.THISISDOA.EU INFO@THISISDOA.EU PHONE: +353 15 269768	AIRCRAFT: SEE TABLE 1	TOLERANCES ANGULAR ±5° DECIMALS X = ±1 X.X = ±0.5 X.XX = ±0.05	DRAWN BY: SEE JCAERO/ECN/2177
	MSN: SEE TABLE 1	REGISTRATION: -	SCALE: NTS / SIZE: A2 / ALL DIMENSIONS ARE MILLIMETERS / THIRD ANGLE PROJECTION	CHECKED BY: SEE JCAERO/ECN/2177
	TITLE: EXTERIOR PLACARDS ILLUSTRATED CATALOGUE			
	DRAWING NUMBER: HST112JCAERO2177		SHEET 99 OF 183	REV. A

© J&C AERO EEU LTD. OWN THE COPYRIGHT OF THIS DRAWING AND IT SHALL NOT BE REPRODUCED BY ANY OTHER WITHOUT THE PRIOR WRITTEN PERMISSION

(CONT.) 8. INSTALLATION LAYOUT AND LIST OF ITEMS NUMERIC INDEX

ITEM NR.	OEM PART NUMBER (ONLY FOR REFERENCE)	EPA PART NUMBER	LAYOUT	SIZE (WXH) LETTER HEIGHT	COLOR (BACKGROUND/FONT)	QTY PER VIEW	IPC/DWG REFERENCE	EFFECTIVITY	NOTE
184	D1121004420000	JC320E850A51		510X58 48; 12	GREY / BLACK	2	11-23-28	ALL	
185	D1121004420200	JC320E850A53		162X43 12	GREY / BLACK	2	11-23-28	ALL	
186	D1121004420600	JC320E850A55		94X63 12	GREY / BLACK	2	11-23-28	ALL	
187	D1121004420400	JC320E850A57	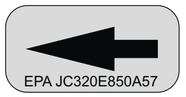	40X20	GREY / BLACK	2	11-23-28	ALL	

© J&C AERO EEU LTD. OWN THE COPYRIGHT OF THIS DRAWING AND IT SHALL NOT BE REPRODUCED BY ANY OTHER WITHOUT THE PRIOR WRITTEN PERMISSION

(CONT.) 8. INSTALLATION LAYOUT AND LIST OF ITEMS NUMERIC INDEX

VIEW O2

LH FLAP

RH SIDE SYMMETRICAL

VIEW P2

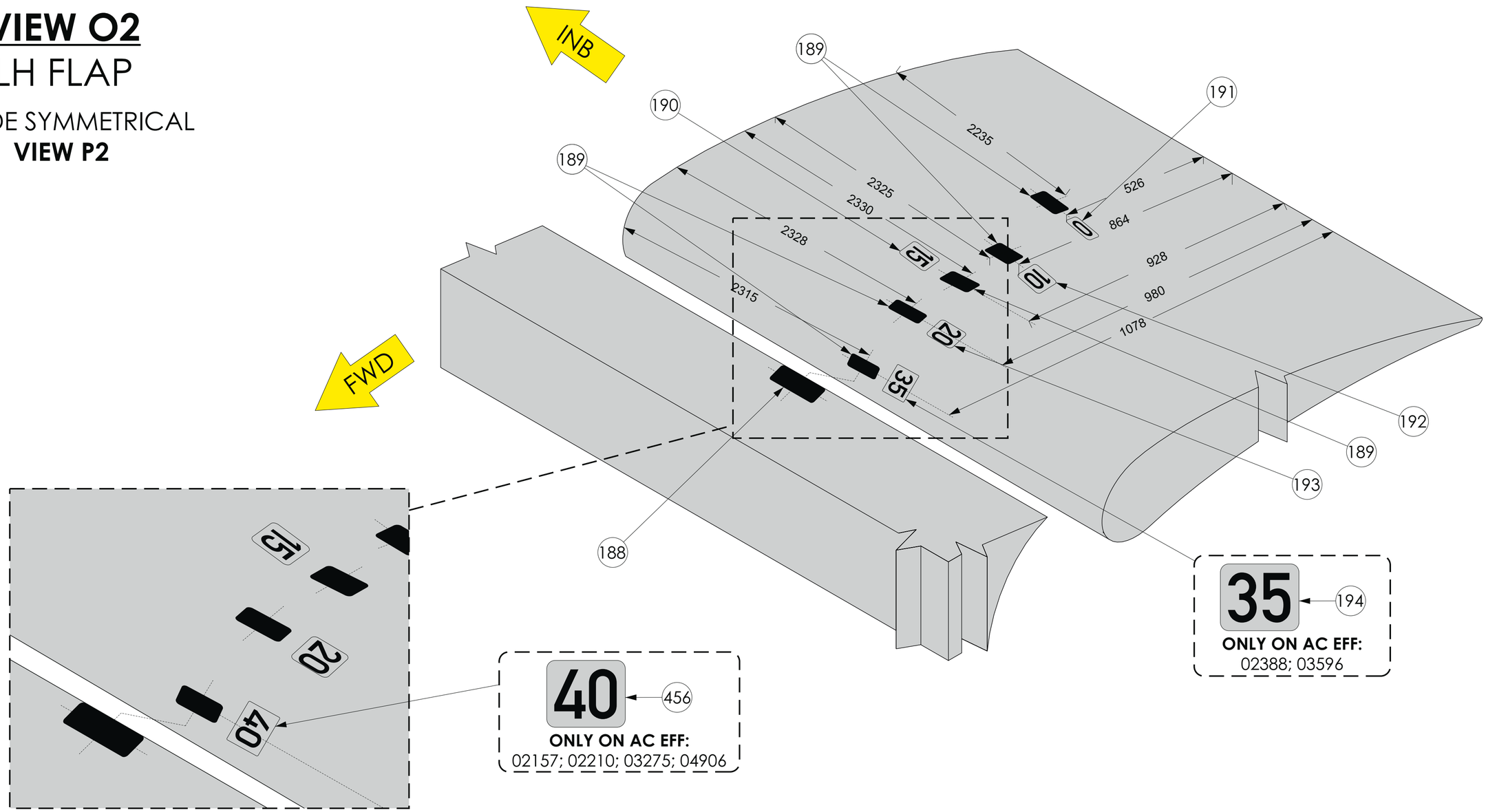

© J&C AERO EEU LTD. OWN THE COPYRIGHT OF THIS DRAWING AND IT SHALL NOT BE REPRODUCED BY ANY OTHER WITHOUT THE PRIOR WRITTEN PERMISSION

(CONT.) 8. INSTALLATION LAYOUT AND LIST OF ITEMS NUMERIC INDEX

ITEM NR.	OEM PART NUMBER (ONLY FOR REFERENCE)	EPA PART NUMBER	LAYOUT	SIZE (WXH) LETTER HEIGHT	COLOR (BACKGROUND/FONT)	QTY PER VIEW	IPC/DWG REFERENCE	EFFECTIVITY	NOTE
188	D1121006520000	JC320E850A58	EPA JC320E850A58	60X15	BLACK	2	11-23-27	ALL	
189	D1121006520100	JC320E850A60	EPA JC320E850A60	50X30	BLACK	10	11-23-27	ALL	
190	D1121006520400	JC320E850A79	15 EPA JC320E850A79	40X40 30	GREY / BLACK	2	11-23-27	ALL	
191	D1121006520200	JC320E850A65	0 EPA JC320E850A65	27X40 30	GREY / BLACK	2	11-23-27	ALL	
192	D1121006520300	JC320E850A67	10 EPA JC320E850A67	40X40 30	GREY / BLACK	2	11-23-27	ALL	
193	D1121006520500	JC320E850A81	20 EPA JC320E850A81	47X40 30	GREY / BLACK	2	11-23-27	ALL	
194	D1121006520600	JC320E850A86	35 EPA JC320E850A86	47X40 30	GREY / BLACK	2	11-23-27	02388; 03596	
456	D1121011120600	JC320E850A91	40 EPA JC320E850A91	47X40 30	GREY / BLACK	2	11-23-27	02157; 02210; 03275; 04906	

© J&C AERO EEU LTD. OWN THE COPYRIGHT OF THIS DRAWING AND IT SHALL NOT BE REPRODUCED BY ANY OTHER WITHOUT THE PRIOR WRITTEN PERMISSION

(CONT.) 8. INSTALLATION LAYOUT AND LIST OF ITEMS NUMERIC INDEX

VIEW O3

LH SLAT

RH SIDE SYMMETRICAL

VIEW P3

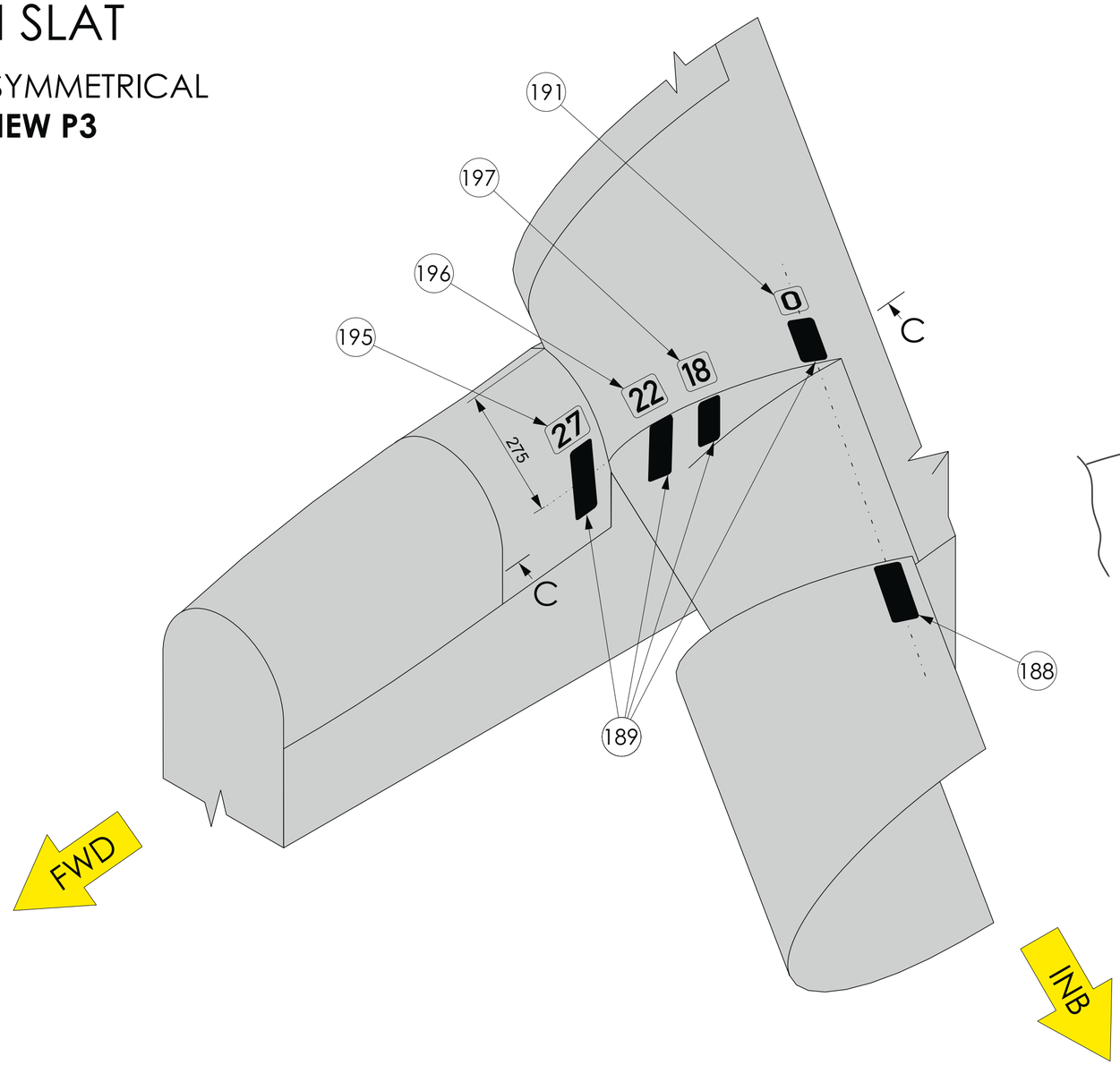

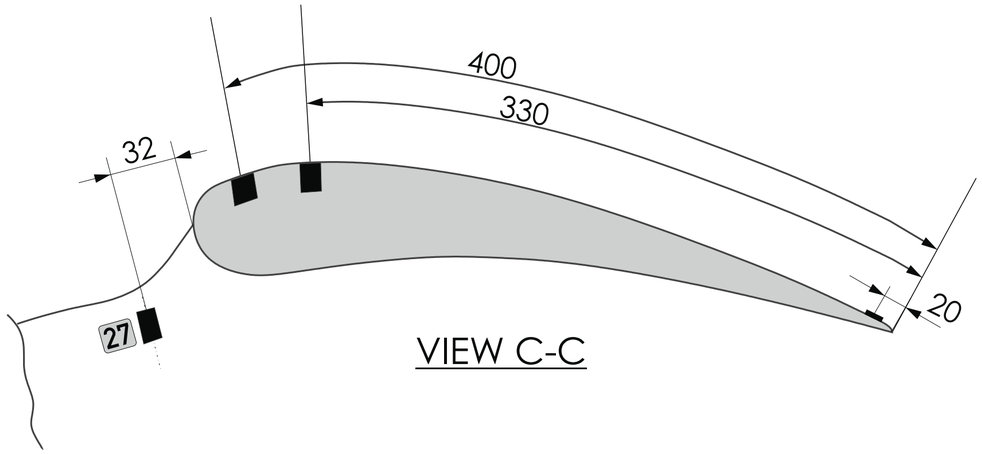

VIEW C-C

© J&C AERO EEU LTD. OWN THE COPYRIGHT OF THIS DRAWING AND IT SHALL NOT BE REPRODUCED BY ANY OTHER WITHOUT THE PRIOR WRITTEN PERMISSION

(CONT.) 8. INSTALLATION LAYOUT AND LIST OF ITEMS NUMERIC INDEX

ITEM NR.	OEM PART NUMBER (ONLY FOR REFERENCE)	EPA PART NUMBER	LAYOUT	SIZE (WXH) LETTER HEIGHT	COLOR (BACKGROUND/FONT)	QTY PER VIEW	IPC/DWG REFERENCE	EFFECTIVITY	NOTE
188	D1121006520000	JC320E850A58		60X15	BLACK	2	11-23-27	ALL	
189	D1121006520100	JC320E850A60		50X30	BLACK	8	11-23-27	ALL	
191	D1121006520200	JC320E850A65		27X40 30	GREY / BLACK	2	11-23-27	ALL	
195	D1121006520900	JC320E850A73		47X40 30	GREY / BLACK	2	11-23-27	ALL	
196	D1121006520800	JC320E850A75		47X40 30	GREY / BLACK	2	11-23-27	ALL	
197	D1121006520700	JC320E850A77		40X40 30	GREY / BLACK	2	11-23-27	ALL	

© J&C AERO EEU LTD. OWN THE COPYRIGHT OF THIS DRAWING AND IT SHALL NOT BE REPRODUCED BY ANY OTHER WITHOUT THE PRIOR WRITTEN PERMISSION

(CONT.) 8. INSTALLATION LAYOUT AND LIST OF ITEMS NUMERIC INDEX

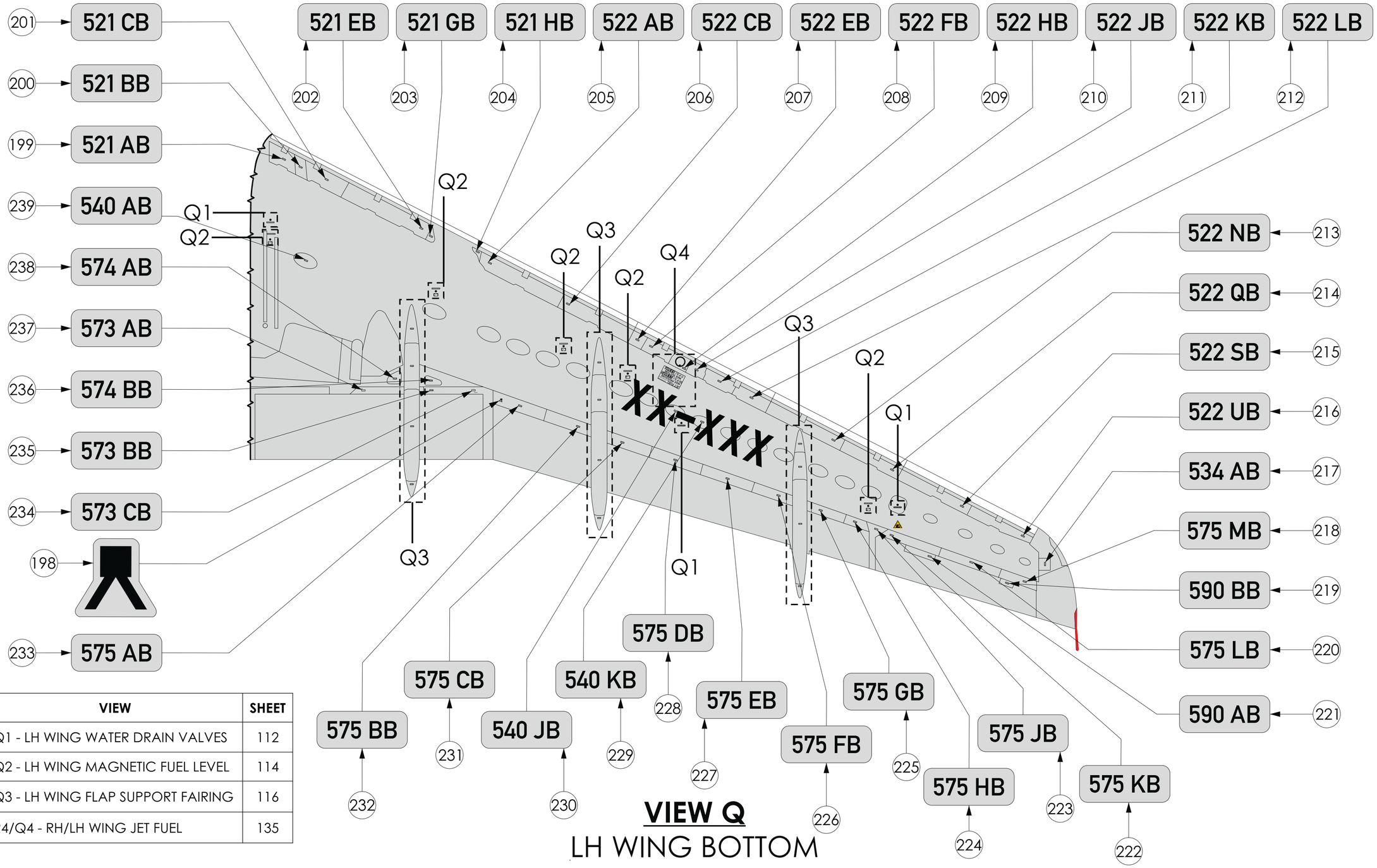

VIEW	SHEET
Q1 - LH WING WATER DRAIN VALVES	112
Q2 - LH WING MAGNETIC FUEL LEVEL	114
Q3 - LH WING FLAP SUPPORT FAIRING	116
R4/Q4 - RH/LH WING JET FUEL	135

VIEW Q

LH WING BOTTOM

© J&C AERO EEU LTD. OWN THE COPYRIGHT OF THIS DRAWING AND IT SHALL NOT BE REPRODUCED BY ANY OTHER WITHOUT THE PRIOR WRITTEN PERMISSION

(CONT.) 8. INSTALLATION LAYOUT AND LIST OF ITEMS NUMERIC INDEX

ITEM NR.	OEM PART NUMBER (ONLY FOR REFERENCE)	EPA PART NUMBER	LAYOUT	SIZE (WXH) LETTER HEIGHT	COLOR (BACKGROUND/FONT)	QTY PER VIEW	IPC/DWG REFERENCE	EFFECTIVITY	NOTE
198	D1121005720000	JC320E552A02		57X55	GREY / BLACK	1	11-21-07	ALL	
199	D1121008440400	JC320E851A02	521 AB EPA JC320E851A02	62X23 13	GREY / BLACK	1	11-23-57	ALL	
200	D1121008440300	JC320E851A04	521 BB EPA JC320E851A04	62X23 13	GREY / BLACK	1	11-23-57	ALL	
201	D1121008440200	JC320E851A06	521 CB EPA JC320E851A06	62X23 13	GREY / BLACK	1	11-23-57	ALL	
202	D1121008440100	JC320E851A08	521 EB EPA JC320E851A08	62X23 13	GREY / BLACK	1	11-23-57	ALL	
203	D1121008440000	JC320E851A10	521 GB EPA JC320E851A10	62X23 13	GREY / BLACK	1	11-23-57	ALL	
204	D1121008439900	JC320E851A12	521 HB EPA JC320E851A12	62X23 13	GREY / BLACK	1	11-23-57	ALL	
205	D1121008439800	JC320E851A14	522 AB EPA JC320E851A14	62X23 13	GREY / BLACK	1	11-23-57	ALL	
206	D1121008439700	JC320E851A16	522 CB EPA JC320E851A16	62X23 13	GREY / BLACK	1	11-23-57	ALL	

© J&C AERO EEU LTD. OWN THE COPYRIGHT OF THIS DRAWING AND IT SHALL NOT BE REPRODUCED BY ANY OTHER WITHOUT THE PRIOR WRITTEN PERMISSION

(CONT.) 8. INSTALLATION LAYOUT AND LIST OF ITEMS NUMERIC INDEX

ITEM NR.	OEM PART NUMBER (ONLY FOR REFERENCE)	EPA PART NUMBER	LAYOUT	SIZE (WXH) LETTER HEIGHT	COLOR (BACKGROUND/FONT)	QTY PER VIEW	IPC/DWG REFERENCE	EFFECTIVITY	NOTE
207	D1121008439600	JC320E851A18	522 EB EPA JC320E851A18	62X23 13	GREY / BLACK	1	11-23-57	ALL	
208	D1121008439500	JC320E851A20	522 FB EPA JC320E851A20	62X23 13	GREY / BLACK	1	11-23-57	ALL	
209	D1121008439400	JC320E851A22	522 HB EPA JC320E851A22	62X23 13	GREY / BLACK	1	11-23-57	ALL	
210	D1121008439300	JC320E851A24	522 JB EPA JC320E851A24	62X23 13	GREY / BLACK	1	11-23-57	ALL	
211	D1121008439200	JC320E851A26	522 KB EPA JC320E851A26	62X23 13	GREY / BLACK	1	11-23-57	ALL	
212	D1121008439100	JC320E851A28	522 LB EPA JC320E851A28	62X23 13	GREY / BLACK	1	11-23-57	ALL	
213	D1121008439000	JC320E851A30	522 NB EPA JC320E851A30	62X23 13	GREY / BLACK	1	11-23-57	ALL	
214	D1121008438900	JC320E851A32	522 QB EPA JC320E851A32	62X23 13	GREY / BLACK	1	11-23-57	ALL	

© J&C AERO EEU LTD. OWN THE COPYRIGHT OF THIS DRAWING AND IT SHALL NOT BE REPRODUCED BY ANY OTHER WITHOUT THE PRIOR WRITTEN PERMISSION

(CONT.) 8. INSTALLATION LAYOUT AND LIST OF ITEMS NUMERIC INDEX

ITEM NR.	OEM PART NUMBER (ONLY FOR REFERENCE)	EPA PART NUMBER	LAYOUT	SIZE (WXH) LETTER HEIGHT	COLOR (BACKGROUND/FONT)	QTY PER VIEW	IPC/DWG REFERENCE	EFFECTIVITY	NOTE
215	D1121008438800	JC320E851A34	522 SB EPA JC320E851A34	62X23 13	GREY / BLACK	1	11-23-57	ALL	
216	D1121008438700	JC320E851A36	522 UB EPA JC320E851A36	62X23 13	GREY / BLACK	1	11-23-57	ALL	
217	D1121008438600	JC320E851A38	534 AB EPA JC320E851A38	62X23 13	GREY / BLACK	1	11-23-57	ALL	
218	D1121008440900	JC320E851A40	575 MB EPA JC320E851A40	62X23 13	GREY / BLACK	1	11-23-57	ALL	
219	D1121008441000	JC320E851A42	590 BB EPA JC320E851A42	62X23 13	GREY / BLACK	1	11-23-57	ALL	
220	D1121008441100	JC320E851A44	575 LB EPA JC320E851A44	62X23 13	GREY / BLACK	1	11-23-57	ALL	
221	D1121008441300	JC320E851A46	590 AB EPA JC320E851A46	62X23 13	GREY / BLACK	1	11-23-57	ALL	
222	D1121008441200	JC320E851A48	575 KB EPA JC320E851A48	62X23 13	GREY / BLACK	1	11-23-57	ALL	

© J&C AERO EEU LTD. OWN THE COPYRIGHT OF THIS DRAWING AND IT SHALL NOT BE REPRODUCED BY ANY OTHER WITHOUT THE PRIOR WRITTEN PERMISSION

(CONT.) 8. INSTALLATION LAYOUT AND LIST OF ITEMS NUMERIC INDEX

ITEM NR.	OEM PART NUMBER (ONLY FOR REFERENCE)	EPA PART NUMBER	LAYOUT	SIZE (WXH) LETTER HEIGHT	COLOR (BACKGROUND/FONT)	QTY PER VIEW	IPC/DWG REFERENCE	EFFECTIVITY	NOTE
223	D1121008441400	JC320E851A50	575 JB EPA JC320E851A50	62X23 13	GREY / BLACK	1	11-23-57	ALL	
224	D1121008441500	JC320E851A52	575 HB EPA JC320E851A52	62X23 13	GREY / BLACK	1	11-23-57	ALL	
225	D1121008441600	JC320E851A54	575 GB EPA JC320E851A54	62X23 13	GREY / BLACK	1	11-23-57	ALL	
226	D1121008441700	JC320E851A56	575 FB EPA JC320E851A56	62X23 13	GREY / BLACK	1	11-23-57	ALL	
227	D1121008441800	JC320E851A58	575 EB EPA JC320E851A58	62X23 13	GREY / BLACK	1	11-23-57	ALL	
228	D1121008441900	JC320E851A60	575 DB EPA JC320E851A60	62X23 13	GREY / BLACK	1	11-23-57	ALL	
229	D1121008440500	JC320E851A62	540 KB EPA JC320E851A62	62X23 13	GREY / BLACK	1	11-23-57	ALL	
230	D1121008440600	JC320E851A64	540 JB EPA JC320E851A64	62X23 13	GREY / BLACK	1	11-23-57	ALL	

© J&C AERO EEU LTD. OWN THE COPYRIGHT OF THIS DRAWING AND IT SHALL NOT BE REPRODUCED BY ANY OTHER WITHOUT THE PRIOR WRITTEN PERMISSION

(CONT.) 8. INSTALLATION LAYOUT AND LIST OF ITEMS NUMERIC INDEX

ITEM NR.	OEM PART NUMBER (ONLY FOR REFERENCE)	EPA PART NUMBER	LAYOUT	SIZE (WXH) LETTER HEIGHT	COLOR (BACKGROUND/FONT)	QTY PER VIEW	IPC/DWG REFERENCE	EFFECTIVITY	NOTE
231	D1121008442000	JC320E851A66	575 CB EPA JC320E851A66	62X23 13	GREY / BLACK	1	11-23-57	ALL	
232	D1121008442100	JC320E851A68	575 BB EPA JC320E851A68	62X23 13	GREY / BLACK	1	11-23-57	ALL	
233	D1121008442200	JC320E851A70	575 AB EPA JC320E851A70	62X23 13	GREY / BLACK	1	11-23-57	ALL	
234	D1121008442300	JC320E851A72	573 CB EPA JC320E851A72	62X23 13	GREY / BLACK	1	11-23-57	ALL	
235	D1121008442500	JC320E851A74	573 BB EPA JC320E851A74	62X23 13	GREY / BLACK	1	11-23-57	ALL	
236	D1121008442400	JC320E851A76	574 BB EPA JC320E851A76	62X23 13	GREY / BLACK	1	11-23-57	ALL	
237	D1121008442700	JC320E851A78	573 AB EPA JC320E851A78	62X23 13	GREY / BLACK	1	11-23-57	ALL	

© J&C AERO EEU LTD. OWN THE COPYRIGHT OF THIS DRAWING AND IT SHALL NOT BE REPRODUCED BY ANY OTHER WITHOUT THE PRIOR WRITTEN PERMISSION

(CONT.) 8. INSTALLATION LAYOUT AND LIST OF ITEMS NUMERIC INDEX

ITEM NR.	OEM PART NUMBER (ONLY FOR REFERENCE)	EPA PART NUMBER	LAYOUT	SIZE (WXH) LETTER HEIGHT	COLOR (BACKGROUND/FONT)	QTY PER VIEW	IPC/DWG REFERENCE	EFFECTIVITY	NOTE
238	D1121008442600	JC320E851A80	574 AB EPA JC320E851A80	62X23 13	GREY / BLACK	1	11-23-57	ALL	
239	D1121008440700	JC320E851A82	540 AB EPA JC320E851A82	62X23 13	GREY / BLACK	1	11-23-57	ALL	

© J&C AERO EEU LTD. OWN THE COPYRIGHT OF THIS DRAWING AND IT SHALL NOT BE REPRODUCED BY ANY OTHER WITHOUT THE PRIOR WRITTEN PERMISSION

(CONT.) 8. INSTALLATION LAYOUT AND LIST OF ITEMS NUMERIC INDEX

VIEW Q1

LH WING WATER DRAIN VALVES

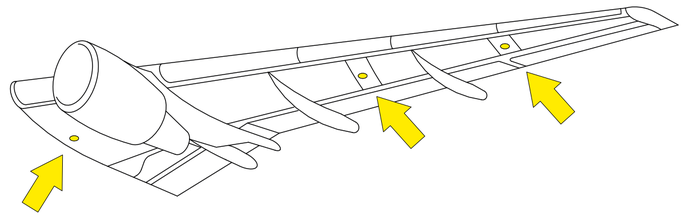

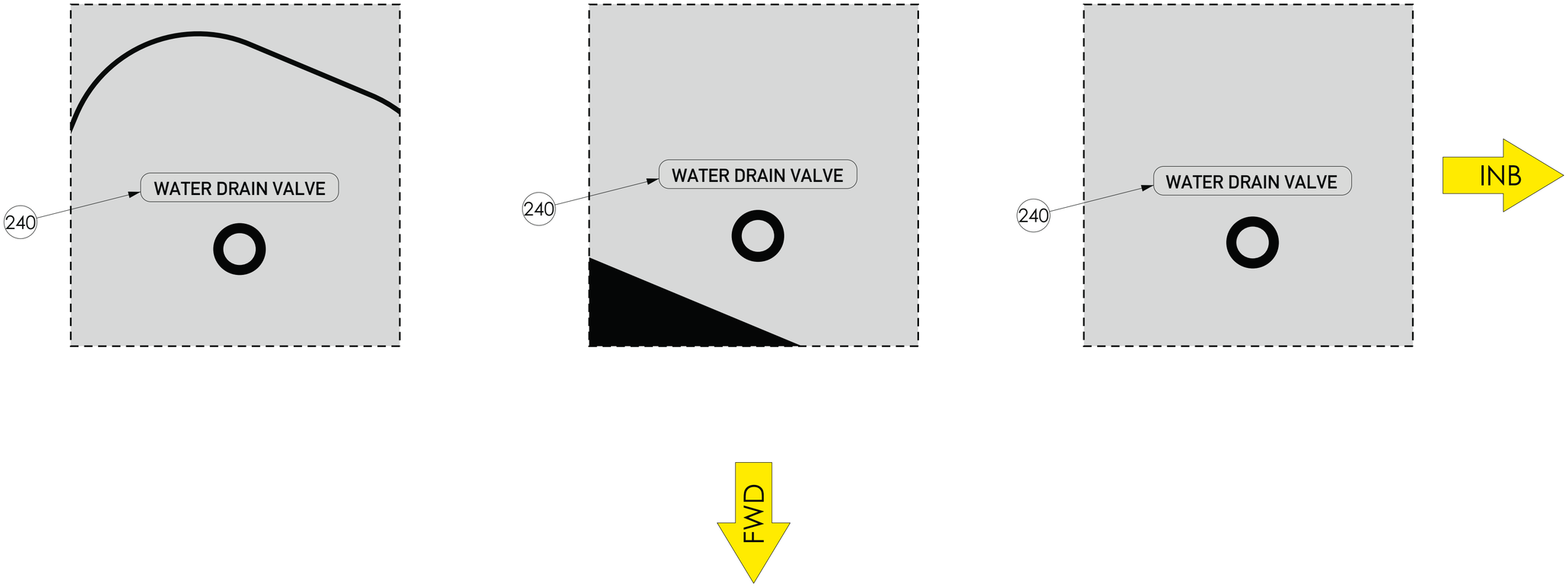

© J&C AERO EEU LTD. OWN THE COPYRIGHT OF THIS DRAWING AND IT SHALL NOT BE REPRODUCED BY ANY OTHER WITHOUT THE PRIOR WRITTEN PERMISSION

(CONT.) 8. INSTALLATION LAYOUT AND LIST OF ITEMS NUMERIC INDEX

ITEM NR.	OEM PART NUMBER (ONLY FOR REFERENCE)	EPA PART NUMBER	LAYOUT	SIZE (WXH) LETTER HEIGHT	COLOR (BACKGROUND/FONT)	QTY PER VIEW	IPC/DWG REFERENCE	EFFECTIVITY	NOTE
240	D1121004620000	JC320E851A86	WATER DRAIN VALVE EPA JC320E851A86	140X20 10	GREY / BLACK	3	11-23-28	ALL	

© J&C AERO EEU LTD. OWN THE COPYRIGHT OF THIS DRAWING AND IT SHALL NOT BE REPRODUCED BY ANY OTHER WITHOUT THE PRIOR WRITTEN PERMISSION

(CONT.) 8. INSTALLATION LAYOUT AND LIST OF ITEMS NUMERIC INDEX

VIEW Q2

LH WING MAGNETIC FUEL LEVEL

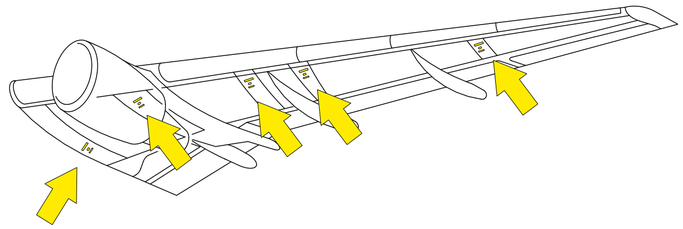

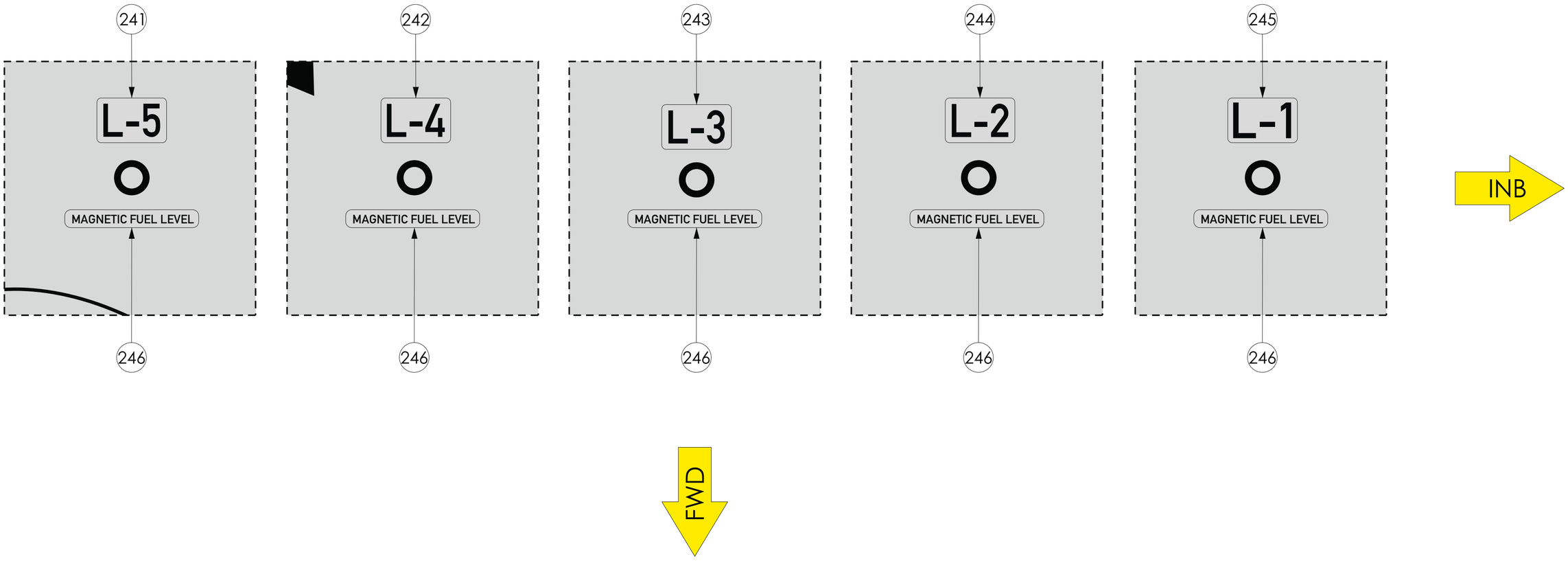

© J&C AERO EEU LTD. OWN THE COPYRIGHT OF THIS DRAWING AND IT SHALL NOT BE REPRODUCED BY ANY OTHER WITHOUT THE PRIOR WRITTEN PERMISSION

(CONT.) 8. INSTALLATION LAYOUT AND LIST OF ITEMS NUMERIC INDEX

ITEM NR.	OEM PART NUMBER (ONLY FOR REFERENCE)	EPA PART NUMBER	LAYOUT	SIZE (WXH) LETTER HEIGHT	COLOR (BACKGROUND/FONT)	QTY PER VIEW	IPC/DWG REFERENCE	EFFECTIVITY	NOTE
241	D1121004221000	JC320E855A06	L-5 EPA JC320E855A06	85X50 40	GREY / BLACK	1	11-23-28	ALL	
242	D1121004220800	JC320E855A08	L-4 EPA JC320E855A08	86X50 40	GREY / BLACK	1	11-23-28	ALL	
243	D1121004220600	JC320E855A10	L-3 EPA JC320E855A10	84X50 40	GREY / BLACK	1	11-23-28	ALL	
244	D1121004220400	JC320E855A12	L-2 EPA JC320E855A12	84X50 40	GREY / BLACK	1	11-23-28	ALL	
245	D1121004220200	JC320E855A14	L-1 EPA JC320E855A14	75X50 40	GREY / BLACK	1	11-23-28	ALL	
246	D1121004220000	JC320E855A16	MAGNETIC FUEL LEVEL EPA JC320E855A16	148X20 10	GREY / BLACK	5	11-23-28	ALL	

© J&C AERO EEU LTD. OWN THE COPYRIGHT OF THIS DRAWING AND IT SHALL NOT BE REPRODUCED BY ANY OTHER WITHOUT THE PRIOR WRITTEN PERMISSION

(CONT.) 8. INSTALLATION LAYOUT AND LIST OF ITEMS NUMERIC INDEX

VIEW Q3
LH WING PYLONS

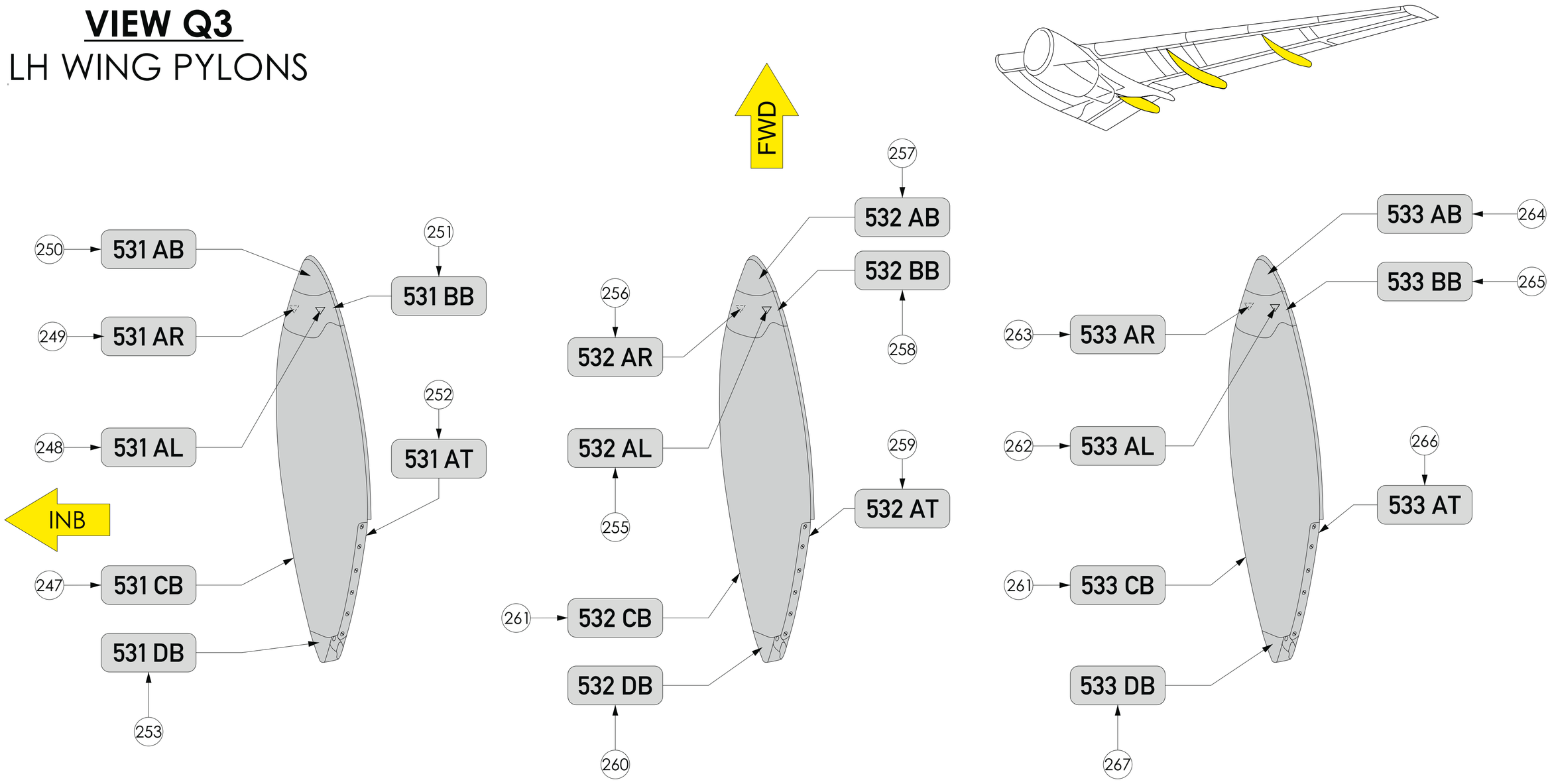

© J&C AERO EEU LTD. OWN THE COPYRIGHT OF THIS DRAWING AND IT SHALL NOT BE REPRODUCED BY ANY OTHER WITHOUT THE PRIOR WRITTEN PERMISSION

(CONT.) 8. INSTALLATION LAYOUT AND LIST OF ITEMS NUMERIC INDEX

ITEM NR.	OEM PART NUMBER (ONLY FOR REFERENCE)	EPA PART NUMBER	LAYOUT	SIZE (WXH) LETTER HEIGHT	COLOR (BACKGROUND/FONT)	QTY PER VIEW	IPC/DWG REFERENCE	EFFECTIVITY	NOTE
247	D1121008444900	JC320E860A02	531 CB EPA JC320E860A02	62X23 13	GREY / BLACK	1	11-23-57	ALL	
248	D1121008444800	JC320E860A04	531 AL EPA JC320E860A04	62X23 13	GREY / BLACK	1	11-23-57	ALL	
249	D1121008445200	JC320E860A06	531 AR EPA JC320E860A06	62X23 13	GREY / BLACK	1	11-23-57	ALL	
250	D1121008444600	JC320E860A08	531 AB EPA JC320E860A08	62X23 13	GREY / BLACK	1	11-23-57	ALL	
251	D1121008444700	JC320E860A40	531 BB EPA JC320E860A40	62X23 13	GREY / BLACK	1	11-23-57	ALL	
252	D1121008445000	JC320E860A12	531 AT EPA JC320E860A12	62X23 13	GREY / BLACK	1	11-23-57	ALL	
253	D1121008445100	JC320E860A14	531 DB EPA JC320E860A14	62X23 13	GREY / BLACK	1	11-23-57	ALL	
254	D1121008444100	JC320E860A16	532 CB EPA JC320E860A16	62X23 13	GREY / BLACK	1	11-23-57	ALL	

© J&C AERO EEU LTD. OWN THE COPYRIGHT OF THIS DRAWING AND IT SHALL NOT BE REPRODUCED BY ANY OTHER WITHOUT THE PRIOR WRITTEN PERMISSION

(CONT.) 8. INSTALLATION LAYOUT AND LIST OF ITEMS NUMERIC INDEX

ITEM NR.	OEM PART NUMBER (ONLY FOR REFERENCE)	EPA PART NUMBER	LAYOUT	SIZE (WXH) LETTER HEIGHT	COLOR (BACKGROUND/FONT)	QTY PER VIEW	IPC/DWG REFERENCE	EFFECTIVITY	NOTE
255	D1121008444000	JC320E860A18	532 AL EPA JC320E860A18	62X23 13	GREY / BLACK	1	11-23-57	ALL	
256	D1121008444400	JC320E860A20	532 AR EPA JC320E860A20	62X23 13	GREY / BLACK	1	11-23-57	ALL	
257	D1121008443800	JC320E860A42	532 AB EPA JC320E860A42	62X23 13	GREY / BLACK	1	11-23-57	ALL	
258	D1121008443900	JC320E860A44	532 BB EPA JC320E860A44	62X23 13	GREY / BLACK	1	11-23-57	ALL	
259	D1121008444200	JC320E860A24	532 AT EPA JC320E860A24	62X23 13	GREY / BLACK	1	11-23-57	ALL	
260	D1121008444300	JC320E860A26	532 DB EPA JC320E860A26	62X23 13	GREY / BLACK	1	11-23-57	ALL	
261	D1121008443200	JC320E860A28	533 CB EPA JC320E860A28	62X23 13	GREY / BLACK	1	11-23-57	ALL	
262	D1121008443100	JC320E860A30	533 AL EPA JC320E860A30	62X23 13	GREY / BLACK	1	11-23-57	ALL	

© J&C AERO EEU LTD. OWN THE COPYRIGHT OF THIS DRAWING AND IT SHALL NOT BE REPRODUCED BY ANY OTHER WITHOUT THE PRIOR WRITTEN PERMISSION

(CONT.) 8. INSTALLATION LAYOUT AND LIST OF ITEMS NUMERIC INDEX

ITEM NR.	OEM PART NUMBER (ONLY FOR REFERENCE)	EPA PART NUMBER	LAYOUT	SIZE (WXH) LETTER HEIGHT	COLOR (BACKGROUND/FONT)	QTY PER VIEW	IPC/DWG REFERENCE	EFFECTIVITY	NOTE
263	D1121008443500	JC320E860A32	533 AR EPA JC320E860A32	62X23 13	GREY / BLACK	1	11-23-57	ALL	
264	D1121008442900	JC320E860A46	533 AB EPA JC320E860A46	62X23 13	GREY / BLACK	1	11-23-57	ALL	
265	D1121008443000	JC320E860A48	533 BB EPA JC320E860A48	62X23 13	GREY / BLACK	1	11-23-57	ALL	
266	D1121008443300	JC320E860A36	533 AT EPA JC320E860A36	62X23 13	GREY / BLACK	1	11-23-57	ALL	
267	D1121008443400	JC320E860A38	533 DB EPA JC320E860A38	62X23 13	GREY / BLACK	1	11-23-57	ALL	

© J&C AERO EEU LTD. OWN THE COPYRIGHT OF THIS DRAWING AND IT SHALL NOT BE REPRODUCED BY ANY OTHER WITHOUT THE PRIOR WRITTEN PERMISSION

(CONT.) 8. INSTALLATION LAYOUT AND LIST OF ITEMS NUMERIC INDEX

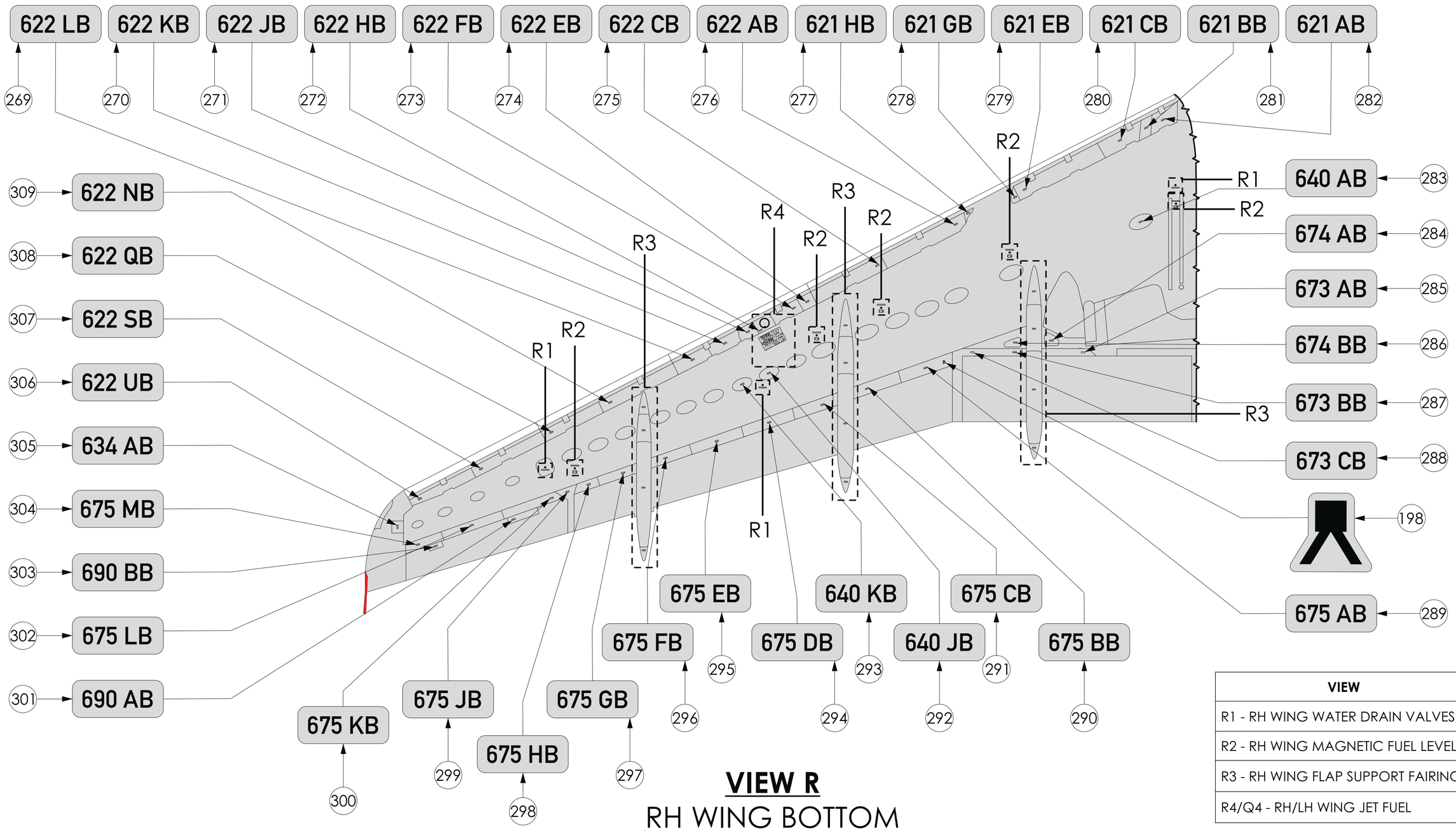

VIEW R
RH WING BOTTOM

VIEW	SHEET
R1 - RH WING WATER DRAIN VALVES	127
R2 - RH WING MAGNETIC FUEL LEVEL	129
R3 - RH WING FLAP SUPPORT FAIRING	131
R4/Q4 - RH/LH WING JET FUEL	135

© J&C AERO EEU LTD. OWN THE COPYRIGHT OF THIS DRAWING AND IT SHALL NOT BE REPRODUCED BY ANY OTHER WITHOUT THE PRIOR WRITTEN PERMISSION

(CONT.) 8. INSTALLATION LAYOUT AND LIST OF ITEMS NUMERIC INDEX

ITEM NR.	OEM PART NUMBER (ONLY FOR REFERENCE)	EPA PART NUMBER	LAYOUT	SIZE (WXH) LETTER HEIGHT	COLOR (BACKGROUND/FONT)	QTY PER VIEW	IPC/DWG REFERENCE	EFFECTIVITY	NOTE
198	D1121005720000	JC320E552A02		57x55	GREY / BLACK	1	11-21-07	ALL	
269	D1121006728700	JC320E852A03	622 LB EPA JC320E852A03	62X23 13	GREY / BLACK	1	11-23-57	ALL	
270	D1121006728800	JC320E852A05	622 KB EPA JC320E852A05	62X23 13	GREY / BLACK	1	11-23-57	ALL	
271	D1121006728900	JC320E852A07	622 JB EPA JC320E852A07	62X23 13	GREY / BLACK	1	11-23-57	ALL	
272	D1121006729000	JC320E852A09	622 HB EPA JC320E852A09	62X23 13	GREY / BLACK	1	11-23-57	ALL	
273	D1121006729100	JC320E852A11	622 FB EPA JC320E852A11	62X23 13	GREY / BLACK	1	11-23-57	ALL	
274	D1121006729200	JC320E852A13	622 EB EPA JC320E852A13	62X23 13	GREY / BLACK	1	11-23-57	ALL	
275	D1121006729300	JC320E852A15	622 CB EPA JC320E852A15	62X23 13	GREY / BLACK	1	11-23-57	ALL	
276	D1121006729400	JC320E852A17	622 AB EPA JC320E852A17	62X23 13	GREY / BLACK	1	11-23-57	ALL	

© J&C AERO EEU LTD. OWN THE COPYRIGHT OF THIS DRAWING AND IT SHALL NOT BE REPRODUCED BY ANY OTHER WITHOUT THE PRIOR WRITTEN PERMISSION

(CONT.) 8. INSTALLATION LAYOUT AND LIST OF ITEMS NUMERIC INDEX

ITEM NR.	OEM PART NUMBER (ONLY FOR REFERENCE)	EPA PART NUMBER	LAYOUT	SIZE (WXH) LETTER HEIGHT	COLOR (BACKGROUND/FONT)	QTY PER VIEW	IPC/DWG REFERENCE	EFFECTIVITY	NOTE
277	D1121006729500	JC320E852A19	621 HB EPA JC320E852A19	62X23 13	GREY / BLACK	1	11-23-57	ALL	
278	D1121006729600	JC320E852A21	621 GB EPA JC320E852A21	62X23 13	GREY / BLACK	1	11-23-57	ALL	
279	D1121006729700	JC320E852A23	621 EB EPA JC320E852A23	62X23 13	GREY / BLACK	1	11-23-57	ALL	
280	D1121006729800	JC320E852A25	621 CB EPA JC320E852A25	62X23 13	GREY / BLACK	1	11-23-57	ALL	
281	D1121006729900	JC320E852A27	621 BB EPA JC320E852A27	62X23 13	GREY / BLACK	1	11-23-57	ALL	
282	D1121006730000	JC320E852A29	621 AB EPA JC320E852A29	62X23 13	GREY / BLACK	1	11-23-57	ALL	
283	D1121006730300	JC320E852A31	640 AB EPA JC320E852A31	62X23 13	GREY / BLACK	1	11-23-57	ALL	
284	D1121006732200	JC320E852A33	674 AB EPA JC320E852A33	62X23 13	GREY / BLACK	1	11-23-57	ALL	

© J&C AERO EEU LTD. OWN THE COPYRIGHT OF THIS DRAWING AND IT SHALL NOT BE REPRODUCED BY ANY OTHER WITHOUT THE PRIOR WRITTEN PERMISSION

(CONT.) 8. INSTALLATION LAYOUT AND LIST OF ITEMS NUMERIC INDEX

ITEM NR.	OEM PART NUMBER (ONLY FOR REFERENCE)	EPA PART NUMBER	LAYOUT	SIZE (WXH) LETTER HEIGHT	COLOR (BACKGROUND/FONT)	QTY PER VIEW	IPC/DWG REFERENCE	EFFECTIVITY	NOTE
285	D1121006732300	JC320E852A35	673 AB EPA JC320E852A35	62X23 13	GREY / BLACK	1	11-23-57	ALL	
286	D1121006732000	JC320E852A37	674 BB EPA JC320E852A37	62X23 13	GREY / BLACK	1	11-23-57	ALL	
287	D1121006732100	JC320E852A39	673 BB EPA JC320E852A39	62X23 13	GREY / BLACK	1	11-23-57	ALL	
288	D1121006731900	JC320E852A41	673 CB EPA JC320E852A41	62X23 13	GREY / BLACK	1	11-23-57	ALL	
289	D1121006731800	JC320E852A43	675 AB EPA JC320E852A43	62X23 13	GREY / BLACK	1	11-23-57	ALL	
290	D1121006731700	JC320E852A45	675 BB EPA JC320E852A45	62X23 13	GREY / BLACK	1	11-23-57	ALL	
291	D1121006731600	JC320E852A47	675 CB EPA JC320E852A47	62X23 13	GREY / BLACK	1	11-23-57	ALL	

© J&C AERO EEU LTD. OWN THE COPYRIGHT OF THIS DRAWING AND IT SHALL NOT BE REPRODUCED BY ANY OTHER WITHOUT THE PRIOR WRITTEN PERMISSION

(CONT.) 8. INSTALLATION LAYOUT AND LIST OF ITEMS NUMERIC INDEX

ITEM NR.	OEM PART NUMBER (ONLY FOR REFERENCE)	EPA PART NUMBER	LAYOUT	SIZE (WXH) LETTER HEIGHT	COLOR (BACKGROUND/FONT)	QTY PER VIEW	IPC/DWG REFERENCE	EFFECTIVITY	NOTE
292	D1121006730200	JC320E852A49	640 JB EPA JC320E852A49	62X23 13	GREY / BLACK	1	11-23-57	ALL	
293	D1121006730100	JC320E852A51	640 KB EPA JC320E852A51	62X23 13	GREY / BLACK	1	11-23-57	ALL	
294	D1121006731500	JC320E852A53	675 DB EPA JC320E852A53	62X23 13	GREY / BLACK	1	11-23-57	ALL	
295	D1121006731400	JC320E852A55	675 EB EPA JC320E852A55	62X23 13	GREY / BLACK	1	11-23-57	ALL	
296	D1121006731300	JC320E852A57	675 FB EPA JC320E852A57	62X23 13	GREY / BLACK	1	11-23-57	ALL	
297	D1121006731200	JC320E852A59	675 GB EPA JC320E852A59	62X23 13	GREY / BLACK	1	11-23-57	ALL	
298	D1121006731100	JC320E852A61	675 HB EPA JC320E852A61	62X23 13	GREY / BLACK	1	11-23-57	ALL	
299	D1121006731000	JC320E852A63	675 JB EPA JC320E852A63	62X23 13	GREY / BLACK	1	11-23-57	ALL	

© J&C AERO EEU LTD. OWN THE COPYRIGHT OF THIS DRAWING AND IT SHALL NOT BE REPRODUCED BY ANY OTHER WITHOUT THE PRIOR WRITTEN PERMISSION

(CONT.) 8. INSTALLATION LAYOUT AND LIST OF ITEMS NUMERIC INDEX

ITEM NR.	OEM PART NUMBER (ONLY FOR REFERENCE)	EPA PART NUMBER	LAYOUT	SIZE (WXH) LETTER HEIGHT	COLOR (BACKGROUND/FONT)	QTY PER VIEW	IPC/DWG REFERENCE	EFFECTIVITY	NOTE
300	D1121006730900	JC320E852A65	675 KB EPA JC320E852A65	62X23 13	GREY / BLACK	1	11-23-57	ALL	
301	D1121006730800	JC320E852A67	690 AB EPA JC320E852A67	62X23 13	GREY / BLACK	1	11-23-57	ALL	
302	D1121006730700	JC320E852A69	675 LB EPA JC320E852A69	62X23 13	GREY / BLACK	1	11-23-57	ALL	
303	D1121006730600	JC320E852A71	690 BB EPA JC320E852A71	62X23 13	GREY / BLACK	1	11-23-57	ALL	
304	D1121006730500	JC320E852A73	675 MB EPA JC320E852A73	62X23 13	GREY / BLACK	1	11-23-57	ALL	
305	D1121006728200	JC320E852A75	634 AB EPA JC320E852A75	62X23 13	GREY / BLACK	1	11-23-57	ALL	
306	D1121006728300	JC320E852A77	622 UB EPA JC320E852A77	62X23 13	GREY / BLACK	1	11-23-57	ALL	
307	D1121006728400	JC320E852A79	622 SB EPA JC320E852A79	62X23 13	GREY / BLACK	1	11-23-57	ALL	

© J&C AERO EEU LTD. OWN THE COPYRIGHT OF THIS DRAWING AND IT SHALL NOT BE REPRODUCED BY ANY OTHER WITHOUT THE PRIOR WRITTEN PERMISSION

(CONT.) 8. INSTALLATION LAYOUT AND LIST OF ITEMS NUMERIC INDEX

ITEM NR.	OEM PART NUMBER (ONLY FOR REFERENCE)	EPA PART NUMBER	LAYOUT	SIZE (WXH) LETTER HEIGHT	COLOR (BACKGROUND/FONT)	QTY PER VIEW	IPC/DWG REFERENCE	EFFECTIVITY	NOTE
308	D1121006728500	JC320E852A81	622 QB EPA JC320E852A81	62X23 13	GREY / BLACK	1	11-23-57	ALL	
309	D1121006728600	JC320E852A83	622 NB EPA JC320E852A83	62X23 13	GREY / BLACK	1	11-23-57	ALL	

© J&C AERO EEU LTD. OWN THE COPYRIGHT OF THIS DRAWING AND IT SHALL NOT BE REPRODUCED BY ANY OTHER WITHOUT THE PRIOR WRITTEN PERMISSION

(CONT.) 8. INSTALLATION LAYOUT AND LIST OF ITEMS NUMERIC INDEX

VIEW R1

RH WING WATER DRAIN VALVES

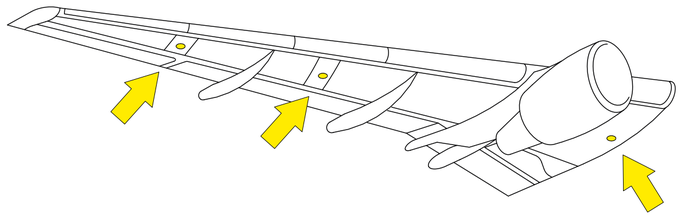

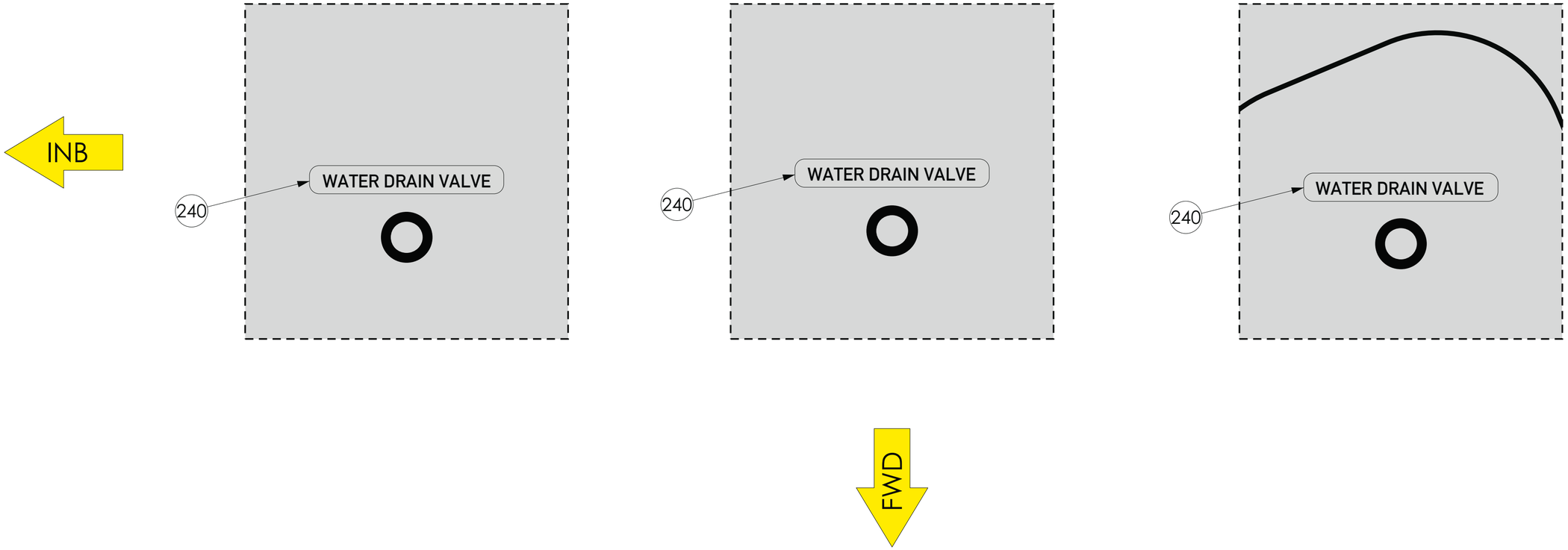

J&C AERO EEU EASA APPROVAL NO: EASA.21J.580	WWW.THISISDOA.EU INFO@THISISDOA.EU PHONE: +353 15 269768	AIRCRAFT: SEE TABLE 1	TOLERANCES: ANGULAR ±5°; DECIMALS X = ±1, X.X = ±0.5, X.XX = ±0.05	DRAWN BY: SEE JCAERO/ECN/2177
	MSN: SEE TABLE 1	REGISTRATION: -	SCALE: NTS; SIZE: A2; ALL DIMENSIONS ARE MILLIMETERS; THIRD ANGLE PROJECTION	CHECKED BY: SEE JCAERO/ECN/2177
	TITLE: EXTERIOR PLACARDS ILLUSTRATED CATALOGUE			
	DRAWING NUMBER: HST112JCAERO2177		SHEET 127 OF 183	REV. A

© J&C AERO EEU LTD. OWN THE COPYRIGHT OF THIS DRAWING AND IT SHALL NOT BE REPRODUCED BY ANY OTHER WITHOUT THE PRIOR WRITTEN PERMISSION

(CONT.) 8. INSTALLATION LAYOUT AND LIST OF ITEMS NUMERIC INDEX

ITEM NR.	OEM PART NUMBER (ONLY FOR REFERENCE)	EPA PART NUMBER	LAYOUT	SIZE (WXH) LETTER HEIGHT	COLOR (BACKGROUND/FONT)	QTY PER VIEW	IPC/DWG REFERENCE	EFFECTIVITY	NOTE
240	D1121004620000	JC320E851A86	WATER DRAIN VALVE EPA JC320E851A86	140X20 10	GREY / BLACK	3	11-23-28	ALL	

© J&C AERO EEU LTD. OWN THE COPYRIGHT OF THIS DRAWING AND IT SHALL NOT BE REPRODUCED BY ANY OTHER WITHOUT THE PRIOR WRITTEN PERMISSION

(CONT.) 8. INSTALLATION LAYOUT AND LIST OF ITEMS NUMERIC INDEX

VIEW R2

RH WING MAGNETIC FUEL LEVEL

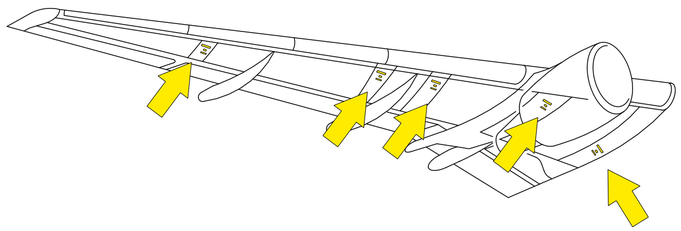

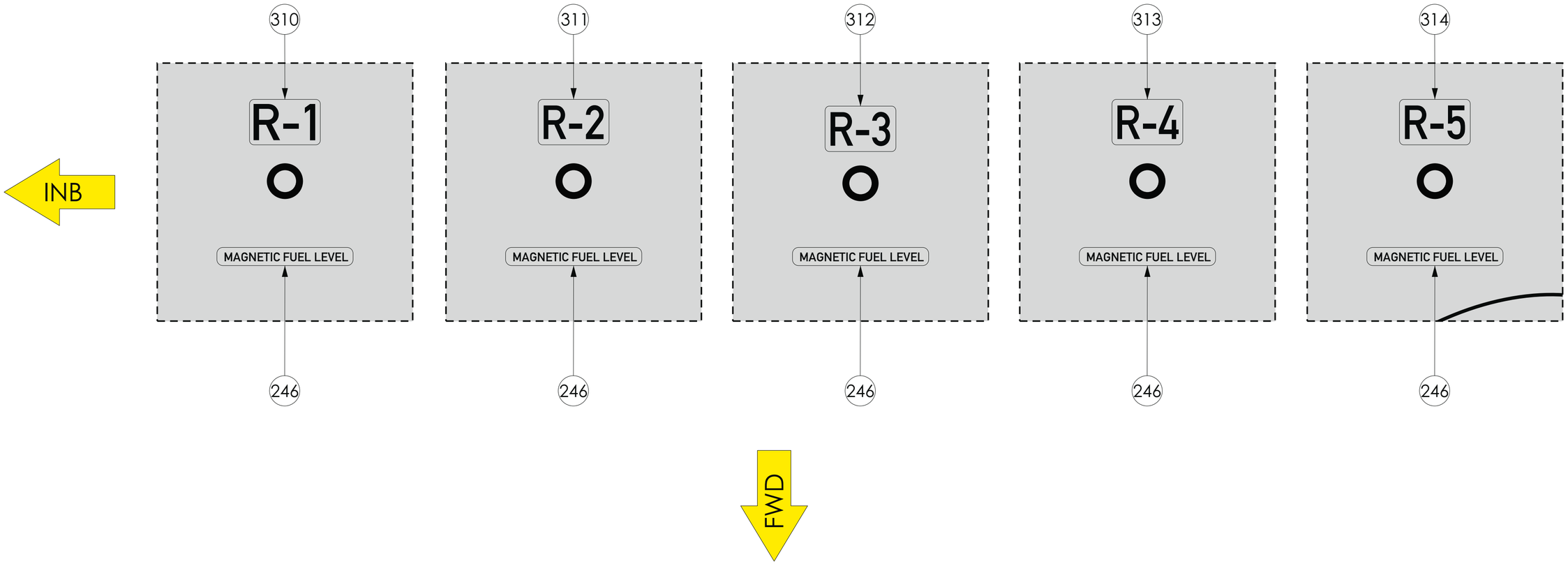

© J&C AERO EEU LTD. OWN THE COPYRIGHT OF THIS DRAWING AND IT SHALL NOT BE REPRODUCED BY ANY OTHER WITHOUT THE PRIOR WRITTEN PERMISSION

(CONT.) 8. INSTALLATION LAYOUT AND LIST OF ITEMS NUMERIC INDEX

ITEM NR.	OEM PART NUMBER (ONLY FOR REFERENCE)	EPA PART NUMBER	LAYOUT	SIZE (WXH) LETTER HEIGHT	COLOR (BACKGROUND/FONT)	QTY PER VIEW	IPC/DWG REFERENCE	EFFECTIVITY	NOTE
246	D1121004220000	JC320E855A16	MAGNETIC FUEL LEVEL EPA JC320E855A16	148X20 10	GREY / BLACK	5	11-23-28	ALL	
310	D1121004220300	JC320E856A03	R-1 EPA JC320E856A03	78X50 40	GREY / BLACK	1	11-23-28	ALL	
311	D1121004220500	JC320E856A05	R-2 EPA JC320E856A05	87X50 40	GREY / BLACK	1	11-23-28	ALL	
312	D1121004220700	JC320E856A07	R-3 EPA JC320E856A07	87X50 40	GREY / BLACK	1	11-23-28	ALL	
313	D1121004220900	JC320E856A09	R-4 EPA JC320E856A09	89X50 40	GREY / BLACK	1	11-23-28	ALL	
314	D1121004221100	JC320E856A11	R-5 EPA JC320E856A11	88X50 40	GREY / BLACK	1	11-23-28	ALL	

© J&C AERO EEU LTD. OWN THE COPYRIGHT OF THIS DRAWING AND IT SHALL NOT BE REPRODUCED BY ANY OTHER WITHOUT THE PRIOR WRITTEN PERMISSION

(CONT.) 8. INSTALLATION LAYOUT AND LIST OF ITEMS NUMERIC INDEX

VIEW R3
RH WING FLAP SUPPORT FAIRING

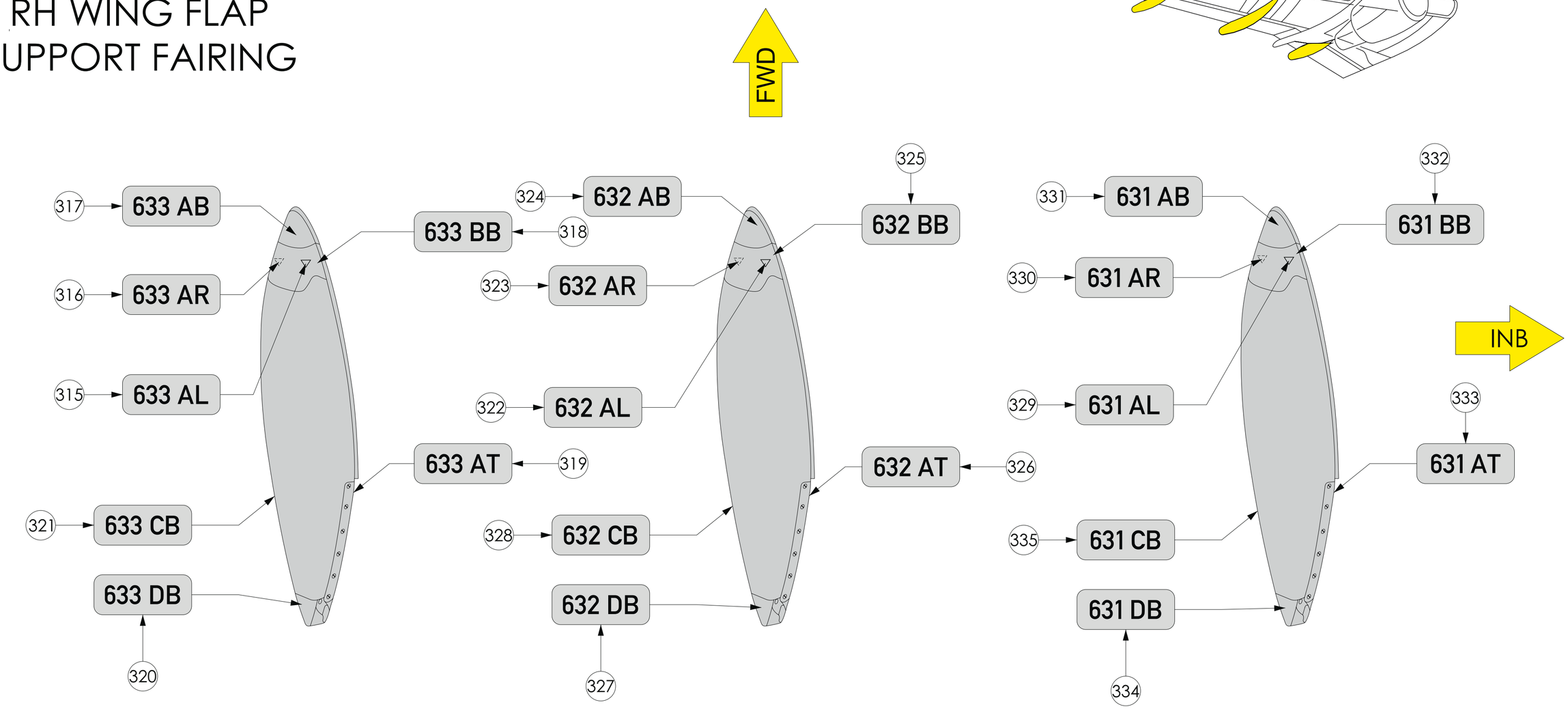

© J&C AERO EEU LTD. OWN THE COPYRIGHT OF THIS DRAWING AND IT SHALL NOT BE REPRODUCED BY ANY OTHER WITHOUT THE PRIOR WRITTEN PERMISSION

(CONT.) 8. INSTALLATION LAYOUT AND LIST OF ITEMS NUMERIC INDEX

ITEM NR.	OEM PART NUMBER (ONLY FOR REFERENCE)	EPA PART NUMBER	LAYOUT	SIZE (WXH) LETTER HEIGHT	COLOR (BACKGROUND/FONT)	QTY PER VIEW	IPC/DWG REFERENCE	EFFECTIVITY	NOTE
315	D1121006732700	JC320E861A03	633 AL EPA JC320E861A03	62X23 13	GREY / BLACK	1	11-23-57	ALL	
316	D1121006733100	JC320E861A05	633 AR EPA JC320E861A05	62X23 13	GREY / BLACK	1	11-23-57	ALL	
317	D1121006732500	JC320E861A41	633 AB EPA JC320E861A41	62X23 13	GREY / BLACK	1	11-23-57	ALL	
318	D1121006732600	JC320E861A43	633 BB EPA JC320E861A43	62X23 13	GREY / BLACK	1	11-23-57	ALL	
319	D1121006732900	JC320E861A09	633 AT EPA JC320E861A09	62X23 13	GREY / BLACK	1	11-23-57	ALL	
320	D1121006733000	JC320E861A11	633 DB EPA JC320E861A11	62X23 13	GREY / BLACK	1	11-23-57	ALL	
321	D1121006732800	JC320E861A13	633 CB EPA JC320E861A13	62X23 13	GREY / BLACK	1	11-23-57	ALL	
322	D1121006733500	JC320E861A15	632 AL EPA JC320E861A15	62X23 13	GREY / BLACK	1	11-23-57	ALL	

© J&C AERO EEU LTD. OWN THE COPYRIGHT OF THIS DRAWING AND IT SHALL NOT BE REPRODUCED BY ANY OTHER WITHOUT THE PRIOR WRITTEN PERMISSION

(CONT.) 8. INSTALLATION LAYOUT AND LIST OF ITEMS NUMERIC INDEX

ITEM NR.	OEM PART NUMBER (ONLY FOR REFERENCE)	EPA PART NUMBER	LAYOUT	SIZE (WXH) LETTER HEIGHT	COLOR (BACKGROUND/FONT)	QTY PER VIEW	IPC/DWG REFERENCE	EFFECTIVITY	NOTE
323	D1121006733900	JC320E861A17	632 AR EPA JC320E861A17	62X23 13	GREY / BLACK	1	11-23-57	ALL	
324	D1121006733300	JC320E861A45	632 AB EPA JC320E861A45	62X23 13	GREY / BLACK	1	11-23-57	ALL	
325	D1121006733400	JC320E861A47	632 BB EPA JC320E861A47	62X23 13	GREY / BLACK	1	11-23-57	ALL	
326	D1121006733700	JC320E861A21	632 AT EPA JC320E861A21	62X23 13	GREY / BLACK	1	11-23-57	ALL	
327	D1121006733800	JC320E861A23	632 DB EPA JC320E861A23	62X23 13	GREY / BLACK	1	11-23-57	ALL	
328	D1121006733600	JC320E861A25	632 CB EPA JC320E861A25	62X23 13	GREY / BLACK	1	11-23-57	ALL	
329	D1121006734300	JC320E861A27	631 AL EPA JC320E861A27	62X23 13	GREY / BLACK	1	11-23-57	ALL	
330	D1121006734700	JC320E861A29	631 AR EPA JC320E861A29	62X23 13	GREY / BLACK	1	11-23-57	ALL	

© J&C AERO EEU LTD. OWN THE COPYRIGHT OF THIS DRAWING AND IT SHALL NOT BE REPRODUCED BY ANY OTHER WITHOUT THE PRIOR WRITTEN PERMISSION

(CONT.) 8. INSTALLATION LAYOUT AND LIST OF ITEMS NUMERIC INDEX

ITEM NR.	OEM PART NUMBER (ONLY FOR REFERENCE)	EPA PART NUMBER	LAYOUT	SIZE (WXH) LETTER HEIGHT	COLOR (BACKGROUND/FONT)	QTY PER VIEW	IPC/DWG REFERENCE	EFFECTIVITY	NOTE
331	D1121006734100	JC320E861A31	631 AB EPA JC320E861A31	62X23 13	GREY / BLACK	1	11-23-57	ALL	
332	D1121006734200	JC320E861A49	631 BB EPA JC320E861A49	62X23 13	GREY / BLACK	1	11-23-57	ALL	
333	D1121006734500	JC320E861A35	631 AT EPA JC320E861A35	62X23 13	GREY / BLACK	1	11-23-57	ALL	
334	D1121006734600	JC320E861A37	631 DB EPA JC320E861A37	62X23 13	GREY / BLACK	1	11-23-57	ALL	
335	D1121006734400	JC320E861A39	631 CB EPA JC320E861A39	62X23 13	GREY / BLACK	1	11-23-57	ALL	

© J&C AERO EEU LTD. OWN THE COPYRIGHT OF THIS DRAWING AND IT SHALL NOT BE REPRODUCED BY ANY OTHER WITHOUT THE PRIOR WRITTEN PERMISSION

(CONT.) 8. INSTALLATION LAYOUT AND LIST OF ITEMS NUMERIC INDEX

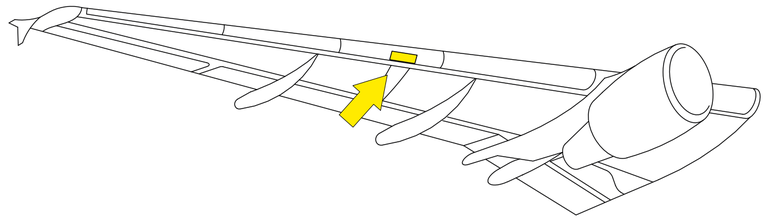

VIEW R4

RH WING JET FUEL

EFFECTIVE AIRCRAFT

02157; 02388;
03275; 04906;
03596

LH SIDE SYMMETRICAL

VIEW Q4

EFFECTIVE AIRCRAFT

02210

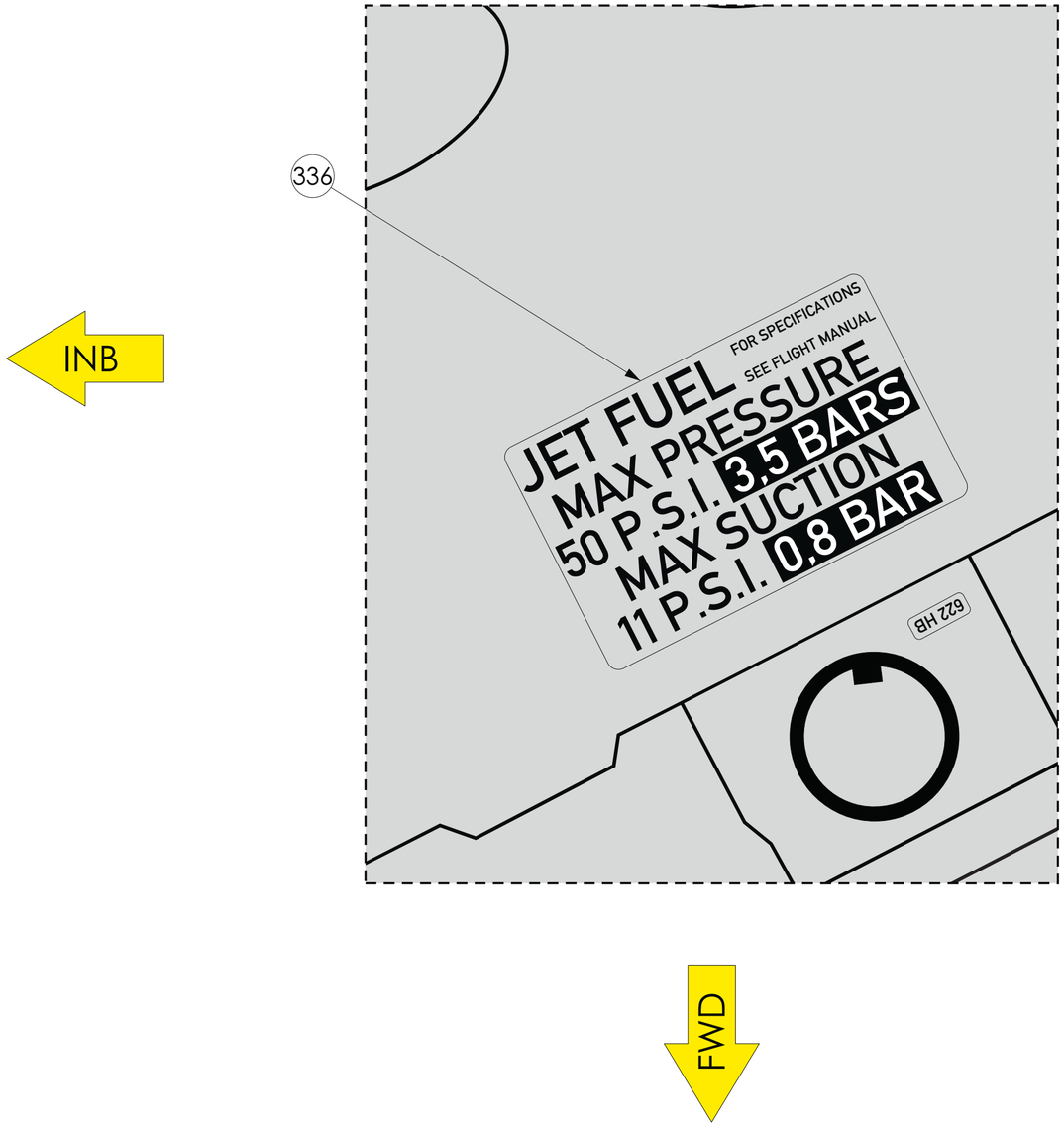

J&C AERO EEU EASA APPROVAL NO: EASA.21J.580	WWW.THISISDOA.EU INFO@THISISDOA.EU PHONE: +353 15 269768	AIRCRAFT: SEE TABLE 1	TOLERANCES ANGULAR ±25° DECIMALS X = ±1 X.X = ±0.5 X.XX = ±0.05	DRAWN BY: SEE JCAERO/ECN/2177
	MSN: SEE TABLE 1	REGISTRATION: -	SCALE: NTS / SIZE: A2 / ALL DIMENSIONS ARE MILLIMETERS / THIRD ANGLE PROJECTION	CHECKED BY: SEE JCAERO/ECN/2177
	TITLE: EXTERIOR PLACARDS ILLUSTRATED CATALOGUE			
	DRAWING NUMBER: HST112JCAERO2177		SHEET 135 OF 183	REV. A

© J&C AERO EEU LTD. OWN THE COPYRIGHT OF THIS DRAWING AND IT SHALL NOT BE REPRODUCED BY ANY OTHER WITHOUT THE PRIOR WRITTEN PERMISSION

(CONT.) 8. INSTALLATION LAYOUT AND LIST OF ITEMS NUMERIC INDEX

ITEM NR.	OEM PART NUMBER (ONLY FOR REFERENCE)	EPA PART NUMBER	LAYOUT	SIZE (WXH) LETTER HEIGHT	COLOR (BACKGROUND/FONT)	QTY PER VIEW	IPC/DWG REFERENCE	EFFECTIVITY	NOTE
336	D1121004820000	JC320E850A02	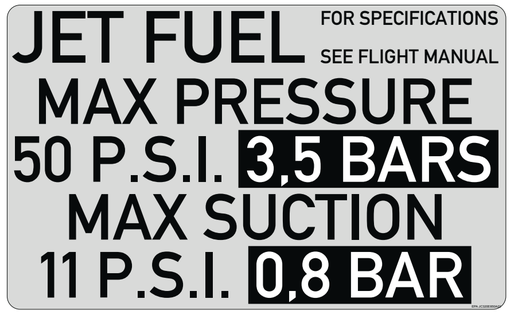	431X263 45; 40; 12	GREY / BLACK / WHITE	2	11-23-28	ALL	IT IS FULLY OPERATOR AND INSTALLER RESPONSIBILITY TO CONTROL AND ENSURE PLACARD CONTENT CORRESPONDS TO LATEST AIRCRAFT CONFIGURATION, AIPC AND AMM.

© J&C AERO EEU LTD. OWN THE COPYRIGHT OF THIS DRAWING AND IT SHALL NOT BE REPRODUCED BY ANY OTHER WITHOUT THE PRIOR WRITTEN PERMISSION

(CONT.) 8. INSTALLATION LAYOUT AND LIST OF ITEMS NUMERIC INDEX

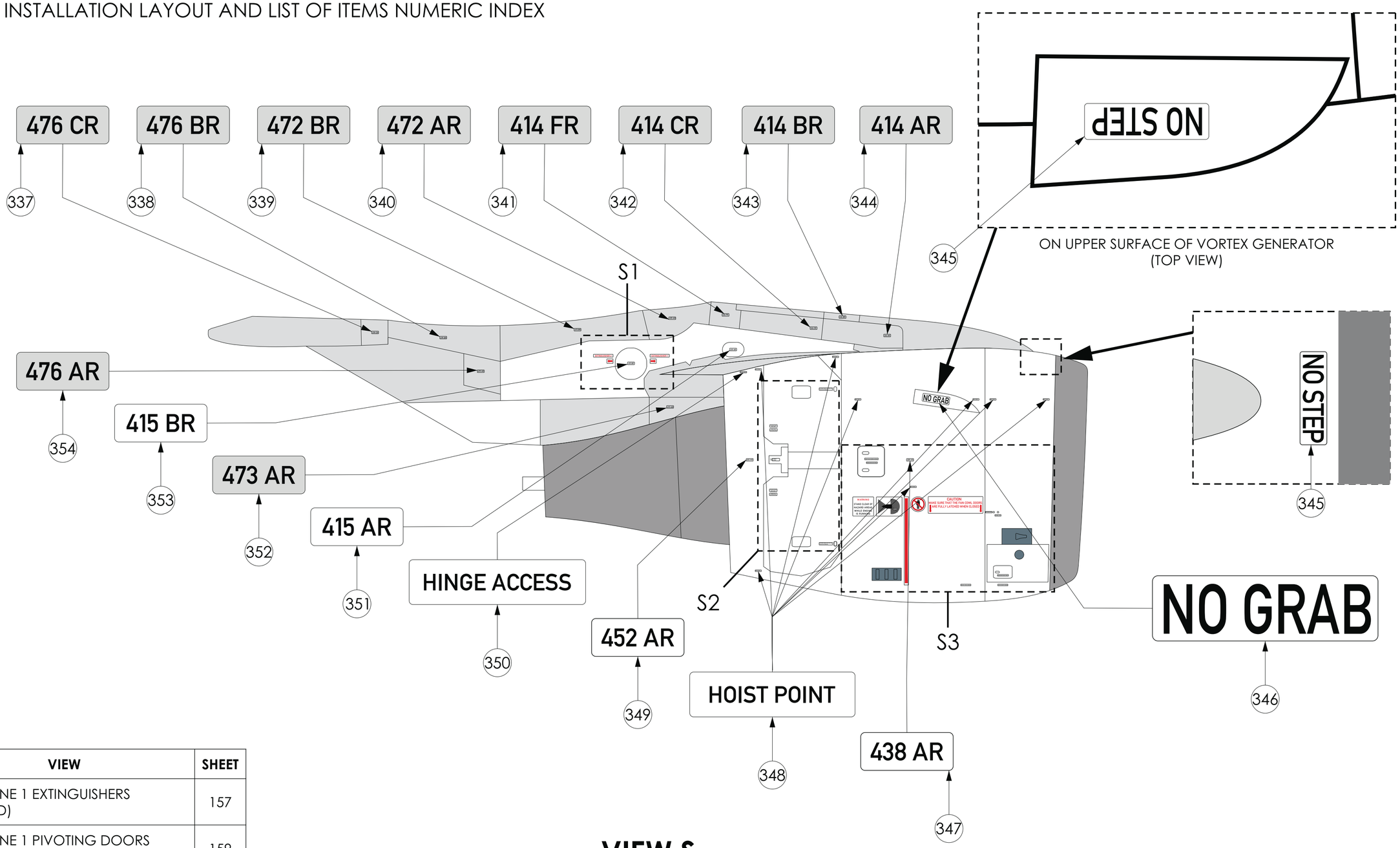

VIEW	SHEET
S1 - ENGINE 1 EXTINGUISHERS (INBOARD)	157
S2 - ENGINE 1 PIVOTING DOORS (INBOARD)	159
S3 - ENGINE 1 FAN COWL DOORS (INBOARD)	161

EFFECTIVE AIRCRAFT
02388; 03596

VIEW S
ENGINE 1 (INBOARD)

© J&C AERO EEU LTD. OWN THE COPYRIGHT OF THIS DRAWING AND IT SHALL NOT BE REPRODUCED BY ANY OTHER WITHOUT THE PRIOR WRITTEN PERMISSION

(CONT.) 8. INSTALLATION LAYOUT AND LIST OF ITEMS NUMERIC INDEX

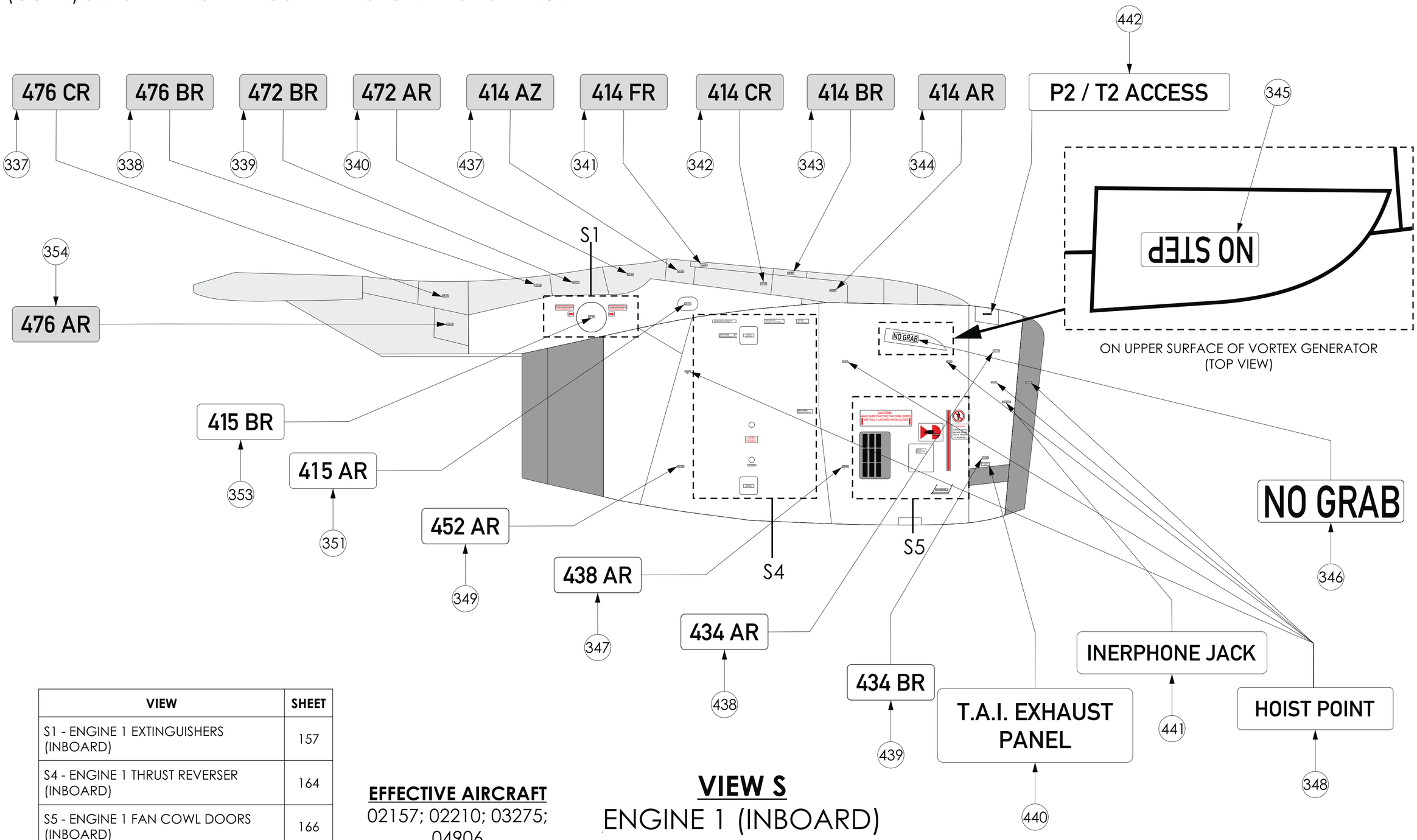

VIEW	SHEET
S1 - ENGINE 1 EXTINGUISHERS (INBOARD)	157
S4 - ENGINE 1 THRUST REVERSER (INBOARD)	164
S5 - ENGINE 1 FAN COWL DOORS (INBOARD)	166

EFFECTIVE AIRCRAFT
02157; 02210; 03275; 04906

VIEW S
ENGINE 1 (INBOARD)

© J&C AERO EEU LTD. OWN THE COPYRIGHT OF THIS DRAWING AND IT SHALL NOT BE REPRODUCED BY ANY OTHER WITHOUT THE PRIOR WRITTEN PERMISSION

(CONT.) 8. INSTALLATION LAYOUT AND LIST OF ITEMS NUMERIC INDEX

ITEM NR.	OEM PART NUMBER (ONLY FOR REFERENCE)	EPA PART NUMBER	LAYOUT	SIZE (WXH) LETTER HEIGHT	COLOR (BACKGROUND/FONT)	QTY PER VIEW	IPC/DWG REFERENCE	EFFECTIVITY	NOTE
337	D1121010126500	JC320E912A70	476 CR EPA JC320E912A70	62X23 13	GREY / BLACK	1	11-24-54	ALL	
338	D1121010126300	JC320E912A72	476 BR EPA JC320E912A72	62X23 13	GREY / BLACK	1	11-24-54	ALL	
339	D1121010126200	JC320E912A74	472 BR EPA JC320E912A74	62X23 13	GREY / BLACK	1	11-24-54	ALL	
340	D1121010125900	JC320E912A76	472 AR EPA JC320E912A76	62X23 13	GREY / BLACK	1	11-24-54	ALL	
341	D1121010125700	JC320E912A78	414 FR EPA JC320E912A78	62X23 13	GREY / BLACK	1	11-24-54	ALL	
342	D1121010125600	JC320E912A80	414 CR EPA JC320E912A80	62X23 13	GREY / BLACK	1	11-24-54	ALL	
343	D1121010125500	JC320E912A82	414 BR EPA JC320E912A82	62X23 13	GREY / BLACK	1	11-24-54	ALL	
344	D1121010125400	JC320E912A84	414 AR EPA JC320E912A84	62X23 13	GREY / BLACK	1	11-24-54	ALL	

© J&C AERO EEU LTD. OWN THE COPYRIGHT OF THIS DRAWING AND IT SHALL NOT BE REPRODUCED BY ANY OTHER WITHOUT THE PRIOR WRITTEN PERMISSION

(CONT.) 8. INSTALLATION LAYOUT AND LIST OF ITEMS NUMERIC INDEX

ITEM NR.	OEM PART NUMBER (ONLY FOR REFERENCE)	EPA PART NUMBER	LAYOUT	SIZE (WXH) LETTER HEIGHT	COLOR (BACKGROUND/FONT)	QTY PER VIEW	IPC/DWG REFERENCE	EFFECTIVITY	NOTE
345	642-0102-3	JC320E900A10	NO STEP EPA JC320E900A10	236X68 54	WHITE / BLACK	2	11-24-71	ALL	**ON AIRCRAFTS** 02157; 02210; 03275; 04906 **QUANTITY - 1**
346	642-0102-23	JC320E900A05	NO GRAB EPA JC320E900A05	242X70 54	WHITE / BLACK	1	11-24-71	ALL	
347	D1121010126600	JC320E912A59	438 AR EPA JC320E912A59	62X23 13	WHITE / BLACK	1	11-24-71	ALL	
348	642-0102-1	JC320E910A20	HOIST POINT EPA JC320E910A20	55X16 6	WHITE / BLACK	8	11-24-71	ALL	**ON AIRCRAFTS** 02157; 02210; 03275; 04906 **QUANTITY - 5**
349	D1121010126700	JC320E912A61	452 AR EPA JC320E912A61	62X23 13	WHITE / BLACK	1	11-24-71	ALL	
350	642-0102-37	JC320E900A96	HINGE ACCESS EPA JC320E900A96	63X16 6	WHITE / BLACK	1	11-24-71	02388; 03596	
351	D1121010162500	JC320E912A63	415 AR EPA JC320E912A63	62X23 13	WHITE / BLACK	1	11-24-71	ALL	
352	C1121010126000	JC320E912A91	473 AR EPA JC320E912A91	62X23 13	GREY / BLACK	1	11-24-71	02388; 03596	

© J&C AERO EEU LTD. OWN THE COPYRIGHT OF THIS DRAWING AND IT SHALL NOT BE REPRODUCED BY ANY OTHER WITHOUT THE PRIOR WRITTEN PERMISSION

(CONT.) 8. INSTALLATION LAYOUT AND LIST OF ITEMS NUMERIC INDEX

ITEM NR.	OEM PART NUMBER (ONLY FOR REFERENCE)	EPA PART NUMBER	LAYOUT	SIZE (WXH) LETTER HEIGHT	COLOR (BACKGROUND/FONT)	QTY PER VIEW	IPC/DWG REFERENCE	EFFECTIVITY	NOTE
353	D1121010126100	JC320E912A67	415 BR EPA JC320E912A67	62X23 13	WHITE / BLACK	1	11-24-54	ALL	
354	D1121010126400	JC320E912A95	476 AR EPA JC320E912A95	62X23 13	GREY / BLACK	1	11-24-54	ALL	
437	D1121010224400	JC320E912A114	414 AZ EPA JC320E912A114	62X23 13	GREY / BLACK	1	11-24-54	02157; 02210; 03275; 04906	
438	D1121010223200	JC320E912A57	434 AR EPA JC320E912A57	62X23 13	WHITE / BLACK	1	11-24-54	02157; 02210; 03275; 04906	
439	D1121010223300	JC320E912A55	434 BR EPA JC320E912A55	62X23 13	WHITE / BLACK	1	11-24-54	02157; 02210; 03275; 04906	
440	740-3199-015	JC320E910A42	T.A.I. EXHAUST PANEL EPA JC320E910A42	74X28 6,5	WHITE / BLACK	1	71-11-11	02157; 02210; 03275; 04906	
441	740-3199-013	JC320E910A120	INERPHONE JACK EPA JC320E910A120	72X16 6	WHITE / BLACK	1	71-11-11	02157; 02210; 03275; 04906	
442	740-3199-009	JC320E910A38	P2 / T2 ACCESS EPA JC320E910A38	76X14 6,5	WHITE / BLACK	1	71-11-11	02157; 02210; 03275; 04906	

© J&C AERO EEU LTD. OWN THE COPYRIGHT OF THIS DRAWING AND IT SHALL NOT BE REPRODUCED BY ANY OTHER WITHOUT THE PRIOR WRITTEN PERMISSION

(CONT.) 8. INSTALLATION LAYOUT AND LIST OF ITEMS NUMERIC INDEX

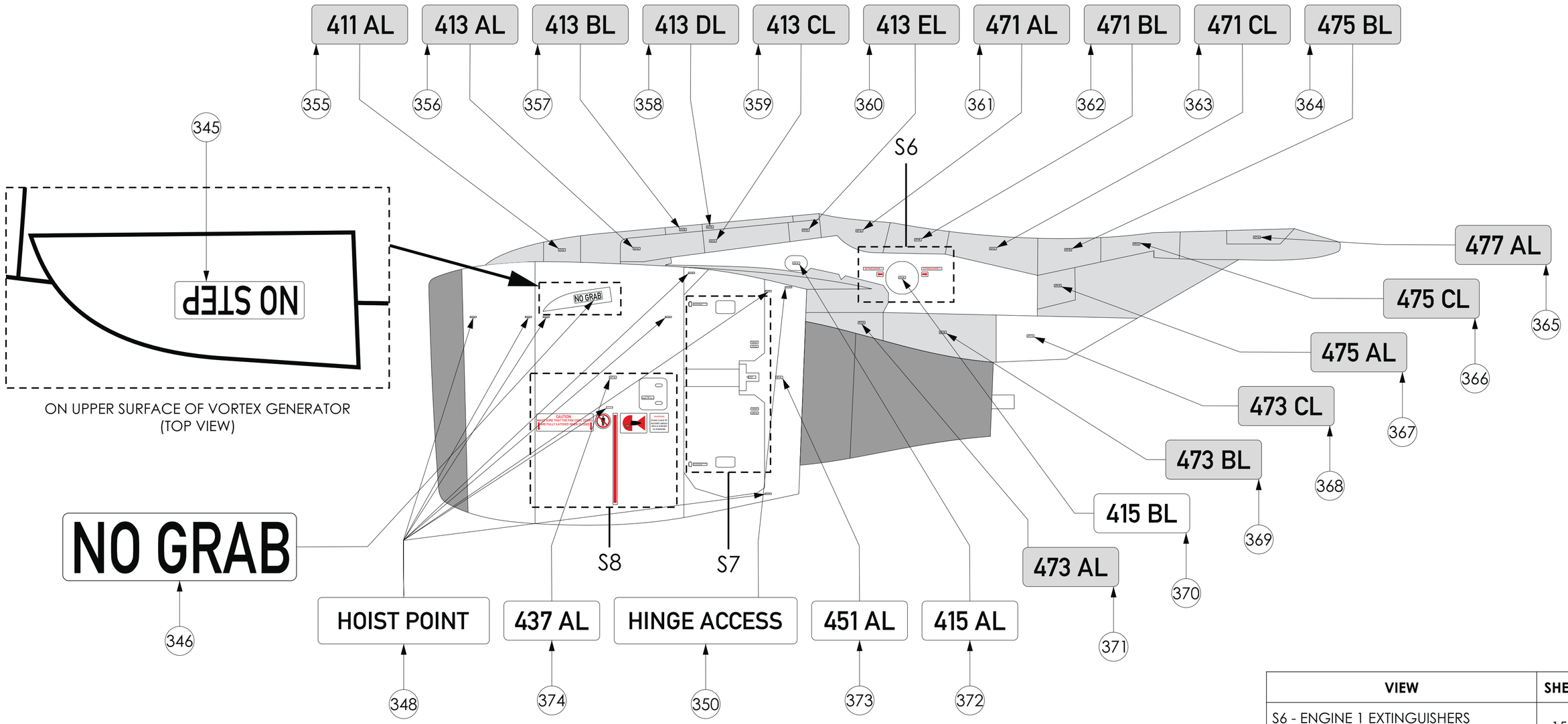

VIEW	SHEET
S6 - ENGINE 1 EXTINGUISHERS (OUTBOARD)	157
S7 - ENGINE 1 PIVOTING DOORS (OUTBOARD)	169
S8 - ENGINE 1 FAN COWL DOORS (OUTBOARD)	171

EFFECTIVE AIRCRAFT
02388; 03596

VIEW S
ENGINE 1 (OUTBOARD)

© J&C AERO EEU LTD. OWN THE COPYRIGHT OF THIS DRAWING AND IT SHALL NOT BE REPRODUCED BY ANY OTHER WITHOUT THE PRIOR WRITTEN PERMISSION

(CONT.) 8. INSTALLATION LAYOUT AND LIST OF ITEMS NUMERIC INDEX

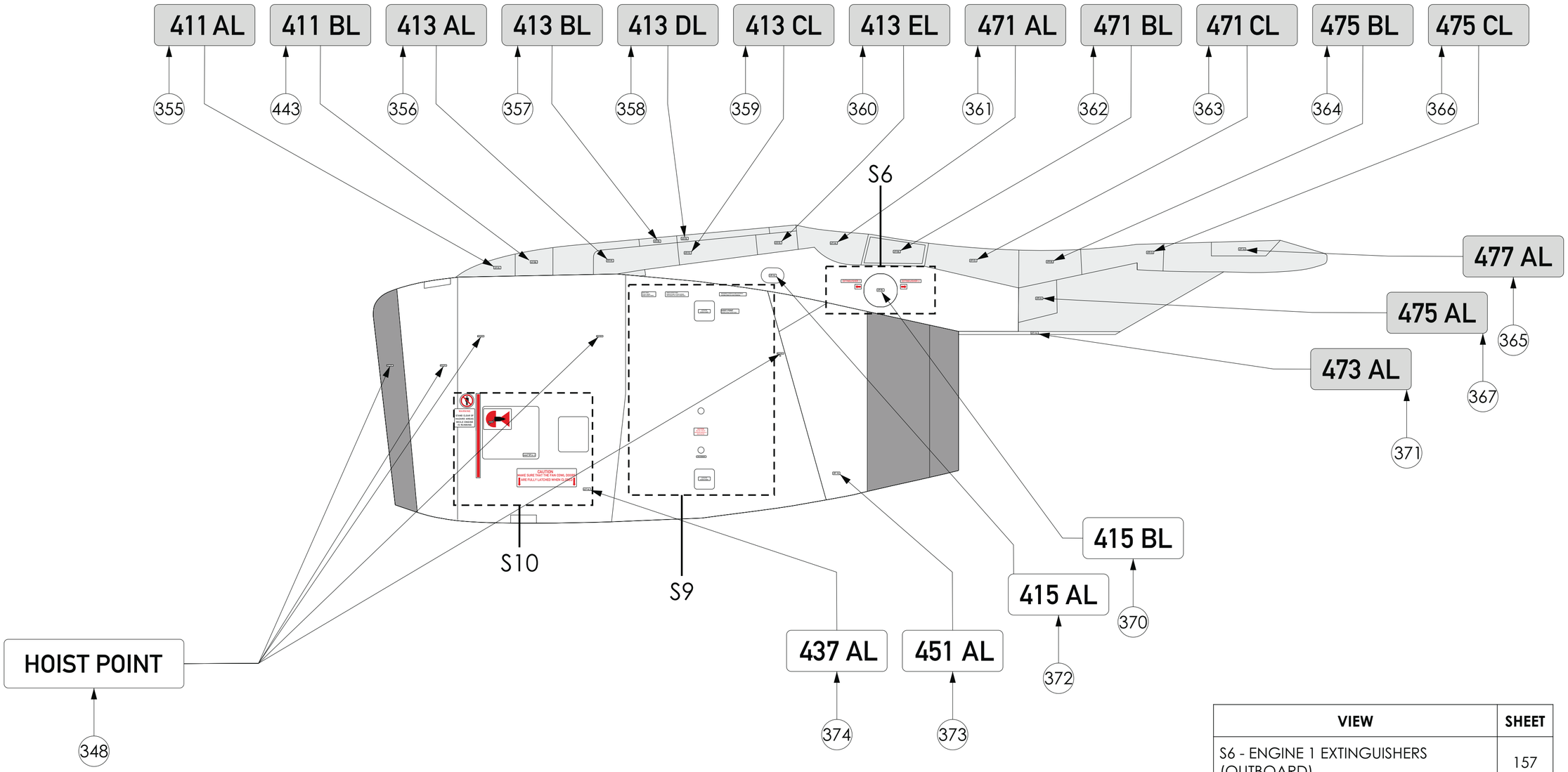

VIEW	SHEET
S6 - ENGINE 1 EXTINGUISHERS (OUTBOARD)	157
S9 - ENGINE 1 THRUST REVERSER (OUTBOARD)	173
S10 - ENGINE 1 FAN COWL DOORS (OUTBOARD)	175

EFFECTIVE AIRCRAFT
02157; 02210; 03275; 04906

VIEW S
ENGINE 1 (OUTBOARD)

© J&C AERO EEU LTD. OWN THE COPYRIGHT OF THIS DRAWING AND IT SHALL NOT BE REPRODUCED BY ANY OTHER WITHOUT THE PRIOR WRITTEN PERMISSION

(CONT.) 8. INSTALLATION LAYOUT AND LIST OF ITEMS NUMERIC INDEX

ITEM NR.	OEM PART NUMBER (ONLY FOR REFERENCE)	EPA PART NUMBER	LAYOUT	SIZE (WXH) LETTER HEIGHT	COLOR (BACKGROUND/FONT)	QTY PER VIEW	IPC/DWG REFERENCE	EFFECTIVITY	NOTE
355	D1121010127900	JC320E912A98	411 AL EPA JC320E912A98	62X23 13	GREY / BLACK	1	11-24-54	ALL	
356	D1121010128000	JC320E912A06	413 AL EPA JC320E912A06	62X23 13	GREY / BLACK	1	11-24-54	ALL	
357	D1121010128100	JC320E912A08	413 BL EPA JC320E912A08	62X23 13	GREY / BLACK	1	11-24-54	ALL	
358	D1121010128200	JC320E912A100	413 DL EPA JC320E912A100	62X23 13	GREY / BLACK	1	11-24-54	ALL	
359	D1121010128300	JC320E912A12	413 CL EPA JC320E912A12	62X23 13	GREY / BLACK	1	11-24-54	ALL	
360	D1121010128400	JC320E912A102	413 EL EPA JC320E912A102	62X23 13	GREY / BLACK	1	11-24-54	ALL	
361	D1121010128700	JC320E912A14	471 AL EPA JC320E912A14	62X23 13	GREY / BLACK	1	11-24-54	ALL	
362	D1121010128900	JC320E912A16	471 BL EPA JC320E912A16	62X23 13	GREY / BLACK	1	11-24-54	ALL	
363	D1121010129000	JC320E912A18	471 CL EPA JC320E912A18	62X23 13	GREY / BLACK	1	11-24-54	ALL	

© J&C AERO EEU LTD. OWN THE COPYRIGHT OF THIS DRAWING AND IT SHALL NOT BE REPRODUCED BY ANY OTHER WITHOUT THE PRIOR WRITTEN PERMISSION

(CONT.) 8. INSTALLATION LAYOUT AND LIST OF ITEMS NUMERIC INDEX

ITEM NR.	OEM PART NUMBER (ONLY FOR REFERENCE)	EPA PART NUMBER	LAYOUT	SIZE (WXH) LETTER HEIGHT	COLOR (BACKGROUND/FONT)	QTY PER VIEW	IPC/DWG REFERENCE	EFFECTIVITY	NOTE
364	D1121010129200	JC320E912A22	475 BL EPA JC320E912A22	62X23 13	GREY / BLACK	1	11-24-54	ALL	
365	D1121010129600	JC320E912A36	477 AL EPA JC320E912A36	62X23 13	GREY / BLACK	1	11-24-54	ALL	
366	D1121010129500	JC320E912A104	475 CL EPA JC320E912A104	62X23 13	GREY / BLACK	1	11-24-54	ALL	
367	D1121010129300	JC320E912A24	475 AL EPA JC320E912A24	62X23 13	GREY / BLACK	1	11-24-54	ALL	
368	D1121010129400	JC320E912A106	473 CL EPA JC320E912A106	62X23 13	GREY / BLACK	1	11-24-54	02388; 03596	
369	D1121010129100	JC320E912A108	473 BL EPA JC320E912A108	62X23 13	GREY / BLACK	1	11-24-54	02388; 03596	
370	D1121010128800	JC320E912A27	415 BL EPA JC320E912A27	62X23 13	WHITE / BLACK	1	11-24-54	ALL	
371	D1121010128600	JC320E912A26	473 AL EPA JC320E912A26	62X23 13	GREY / BLACK	1	11-24-54	ALL	
372	D1121010128500	JC320E912A29	415 AL EPA JC320E912A29	62X23 13	WHITE / BLACK	1	11-24-54	ALL	

© J&C AERO EEU LTD. OWN THE COPYRIGHT OF THIS DRAWING AND IT SHALL NOT BE REPRODUCED BY ANY OTHER WITHOUT THE PRIOR WRITTEN PERMISSION

(CONT.) 8. INSTALLATION LAYOUT AND LIST OF ITEMS NUMERIC INDEX

ITEM NR.	OEM PART NUMBER (ONLY FOR REFERENCE)	EPA PART NUMBER	LAYOUT	SIZE (WXH) LETTER HEIGHT	COLOR (BACKGROUND/FONT)	QTY PER VIEW	IPC/DWG REFERENCE	EFFECTIVITY	NOTE
373	D1121010129800	JC320E912A109	451 AL EPA JC320E912A109	62X23 13	WHITE / BLACK	1	11-24-71	ALL	
374	D1121010129700	JC320E912A33	437 AL EPA JC320E912A33	62X23 13	WHITE / BLACK	1	11-24-71	ALL	
348	642-0102-1	JC320E910A20	HOIST POINT EPA JC320E910A20	55X16 6	WHITE / BLACK	8	11-24-71	ALL	**ON AIRCRAFT** 02157; 02210; 03275; 04906 **QUANTITY - 5**
350	642-0102-37	JC320E900A96	HINGE ACCESS EPA JC320E900A96	63X16 6	WHITE / BLACK	1	11-24-71	02388; 03596	
345	642-0102-3	JC320E900A10	NO STEP EPA JC320E900A10	236X68 54	WHITE / BLACK	1	11-24-71	02388; 03596	
346	642-0102-23	JC320E900A05	NO GRAB EPA JC320E900A05	242X70 54	WHITE / BLACK	1	11-24-71	02388; 03596	
443	D1121010226100	JC320E912A111	411 BL EPA JC320E912A111	62X23 13	GREY / BLACK		11-24-54	02157; 02210; 03275; 04906	

© J&C AERO EEU LTD. OWN THE COPYRIGHT OF THIS DRAWING AND IT SHALL NOT BE REPRODUCED BY ANY OTHER WITHOUT THE PRIOR WRITTEN PERMISSION

(CONT.) 8. INSTALLATION LAYOUT AND LIST OF ITEMS NUMERIC INDEX

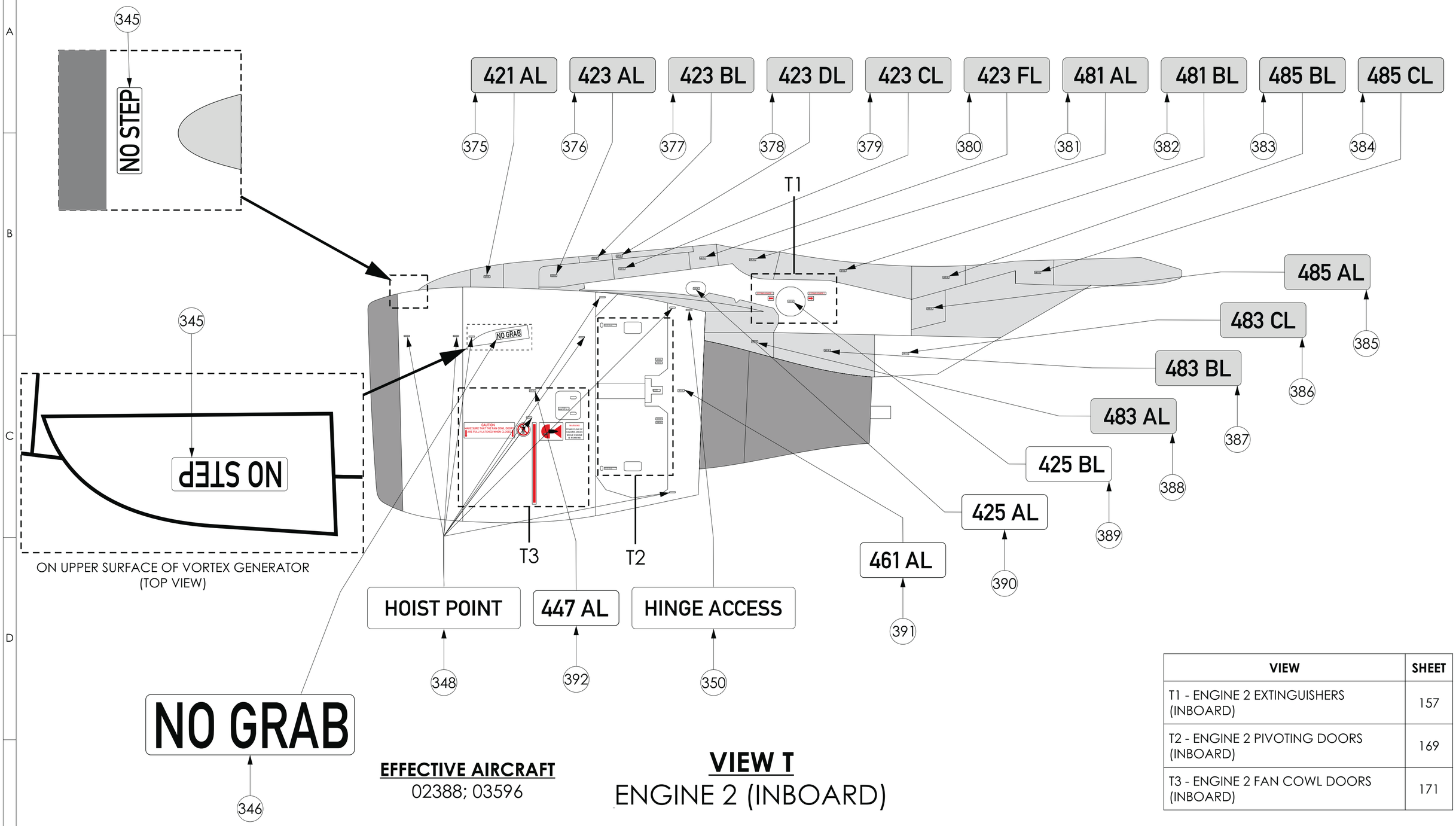

VIEW	SHEET
T1 - ENGINE 2 EXTINGUISHERS (INBOARD)	157
T2 - ENGINE 2 PIVOTING DOORS (INBOARD)	169
T3 - ENGINE 2 FAN COWL DOORS (INBOARD)	171

EFFECTIVE AIRCRAFT
02388; 03596

VIEW T
ENGINE 2 (INBOARD)

© J&C AERO EEU LTD. OWN THE COPYRIGHT OF THIS DRAWING AND IT SHALL NOT BE REPRODUCED BY ANY OTHER WITHOUT THE PRIOR WRITTEN PERMISSION

(CONT.) 8. INSTALLATION LAYOUT AND LIST OF ITEMS NUMERIC INDEX

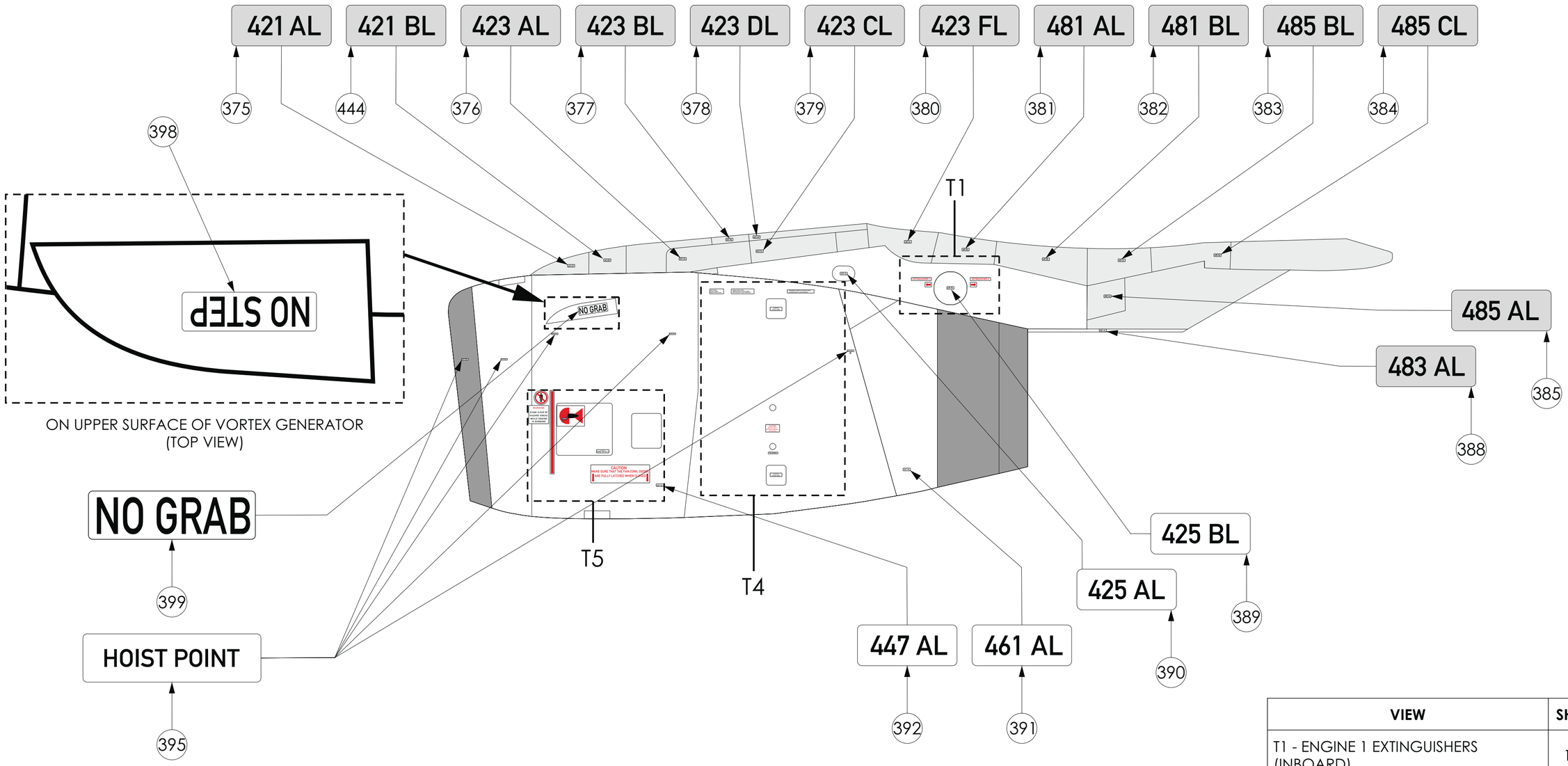

VIEW	SHEET
T1 - ENGINE 1 EXTINGUISHERS (INBOARD)	157
T4 - ENGINE 1 THRUST REVERSER (INBOARD)	173
T5 - ENGINE 1 FAN COWL DOORS (INBOARD)	175

EFFECTIVE AIRCRAFT
02157; 02210; 03275; 04906

VIEW S
ENGINE 2 (INBOARD)

© J&C AERO EEU LTD. OWN THE COPYRIGHT OF THIS DRAWING AND IT SHALL NOT BE REPRODUCED BY ANY OTHER WITHOUT THE PRIOR WRITTEN PERMISSION

(CONT.) 8. INSTALLATION LAYOUT AND LIST OF ITEMS NUMERIC INDEX

ITEM NR.	OEM PART NUMBER (ONLY FOR REFERENCE)	EPA PART NUMBER	LAYOUT	SIZE (WXH) LETTER HEIGHT	COLOR (BACKGROUND/FONT)	QTY PER VIEW	IPC/DWG REFERENCE	EFFECTIVITY	NOTE
375	D1121010120000	JC320E910A105	421 AL EPA JC320E910A105	62X23 13	GREY / BLACK	1	11-24-54	ALL	
376	D1121010120100	JC320E910A47	423 AL EPA JC320E910A47	62X23 13	GREY / BLACK	1	11-24-54	ALL	
377	D1121010120200	JC320E910A49	423 BL EPA JC320E910A49	62X23 13	GREY / BLACK	1	11-24-54	ALL	
378	D1121010120400	JC320E910A107	423 DL EPA JC320E910A107	62X23 13	GREY / BLACK	1	11-24-54	ALL	
379	D1121010120300	JC320E910A53	423 CL EPA JC320E910A53	62X23 13	GREY / BLACK	1	11-24-54	ALL	
380	D1121010120500	JC320E910A109	423 FL EPA JC320E910A109	62X23 13	GREY / BLACK	1	11-24-54	ALL	
381	D1121010121200	JC320E910A55	481 AL EPA JC320E910A55	62X23 13	GREY / BLACK	1	11-24-54	ALL	
382	D1121010121000	JC320E910A57	481 BL EPA JC320E910A57	62X23 13	GREY / BLACK	1	11-24-54	ALL	
383	D1121010121200	JC320E910A63	485 BL EPA JC320E910A63	62X23 13	GREY / BLACK	1	11-24-54	ALL	

© J&C AERO EEU LTD. OWN THE COPYRIGHT OF THIS DRAWING AND IT SHALL NOT BE REPRODUCED BY ANY OTHER WITHOUT THE PRIOR WRITTEN PERMISSION

(CONT.) 8. INSTALLATION LAYOUT AND LIST OF ITEMS NUMERIC INDEX

ITEM NR.	OEM PART NUMBER (ONLY FOR REFERENCE)	EPA PART NUMBER	LAYOUT	SIZE (WXH) LETTER HEIGHT	COLOR (BACKGROUND/FONT)	QTY PER VIEW	IPC/DWG REFERENCE	EFFECTIVITY	NOTE
384	D1121010121400	JC320E910A111	485 CL EPA JC320E910A111	62X23 13	GREY / BLACK	1	11-24-54	ALL	
385	D1121010121300	JC320E910A65	485 AL EPA JC320E910A65	62X23 13	GREY / BLACK	1	11-24-54	ALL	
386	D1121010121500	JC320E910A113	483 CL EPA JC320E910A113	62X23 13	GREY / BLACK	1	11-24-54	02388; 03596	
387	D1121010121100	JC320E910A115	483 BL EPA JC320E910A115	62X23 13	GREY / BLACK	1	11-24-54	02388; 03596	
388	D1121010120800	JC320E910A117	483 AL EPA JC320E910A117	62X23 13	GREY / BLACK	1	11-24-54	ALL	
389	D1121010120900	JC320E910A70	425 BL EPA JC320E910A70	62X23 13	WHITE / BLACK	1	11-24-54	ALL	
390	D1121010120600	JC320E910A72	425 AL EPA JC320E910A72	62X23 13	WHITE / BLACK	1	11-24-54	ALL	
391	D1121010121700	JC320E910A74	461 AL EPA JC320E910A74	62X23 13	WHITE / BLACK	1	11-24-71	ALL	
392	D1121010121600	JC320E910A76	447 AL EPA JC320E910A76	62X23 13	WHITE / BLACK	1	11-24-71	ALL	

© J&C AERO EEU LTD. OWN THE COPYRIGHT OF THIS DRAWING AND IT SHALL NOT BE REPRODUCED BY ANY OTHER WITHOUT THE PRIOR WRITTEN PERMISSION

(CONT.) 8. INSTALLATION LAYOUT AND LIST OF ITEMS NUMERIC INDEX

ITEM NR.	OEM PART NUMBER (ONLY FOR REFERENCE)	EPA PART NUMBER	LAYOUT	SIZE (WXH) LETTER HEIGHT	COLOR (BACKGROUND/FONT)	QTY PER VIEW	IPC/DWG REFERENCE	EFFECTIVITY	NOTE
345	642-0102-3	JC320E900A10	NO STEP EPA JC320E900A10	236x68 54	WHITE / BLACK	2	11-24-71	ALL	**ON AIRCRAFTS** 02157; 02210; 03275; 04906 **QUANTITY - 1**
346	642-0102-23	JC320E900A05	NO GRAB EPA JC320E900A05	242X70 54	WHITE / BLACK	1	11-24-71	ALL	
348	642-0102-1	JC320E910A20	HOIST POINT EPA JC320E910A20	55X16 6	WHITE / BLACK	8	11-24-71	ALL	**ON AIRCRAFTS** 02157; 02210; 03275; 04906 **QUANTITY - 5**
350	642-0102-37	JC320E910A96	HINGE ACCESS EPA JC320E900A96	63X16 6	WHITE / BLACK	1	11-24-71	02388	
444	D1121010120400	JC320E910A107	421 BL EPA JC320E910A107	62X23 13	GRAY / BLACK	1	11-24-71	02157; 02210; 03275; 04906	

© J&C AERO EEU LTD. OWN THE COPYRIGHT OF THIS DRAWING AND IT SHALL NOT BE REPRODUCED BY ANY OTHER WITHOUT THE PRIOR WRITTEN PERMISSION

(CONT.) 8. INSTALLATION LAYOUT AND LIST OF ITEMS NUMERIC INDEX

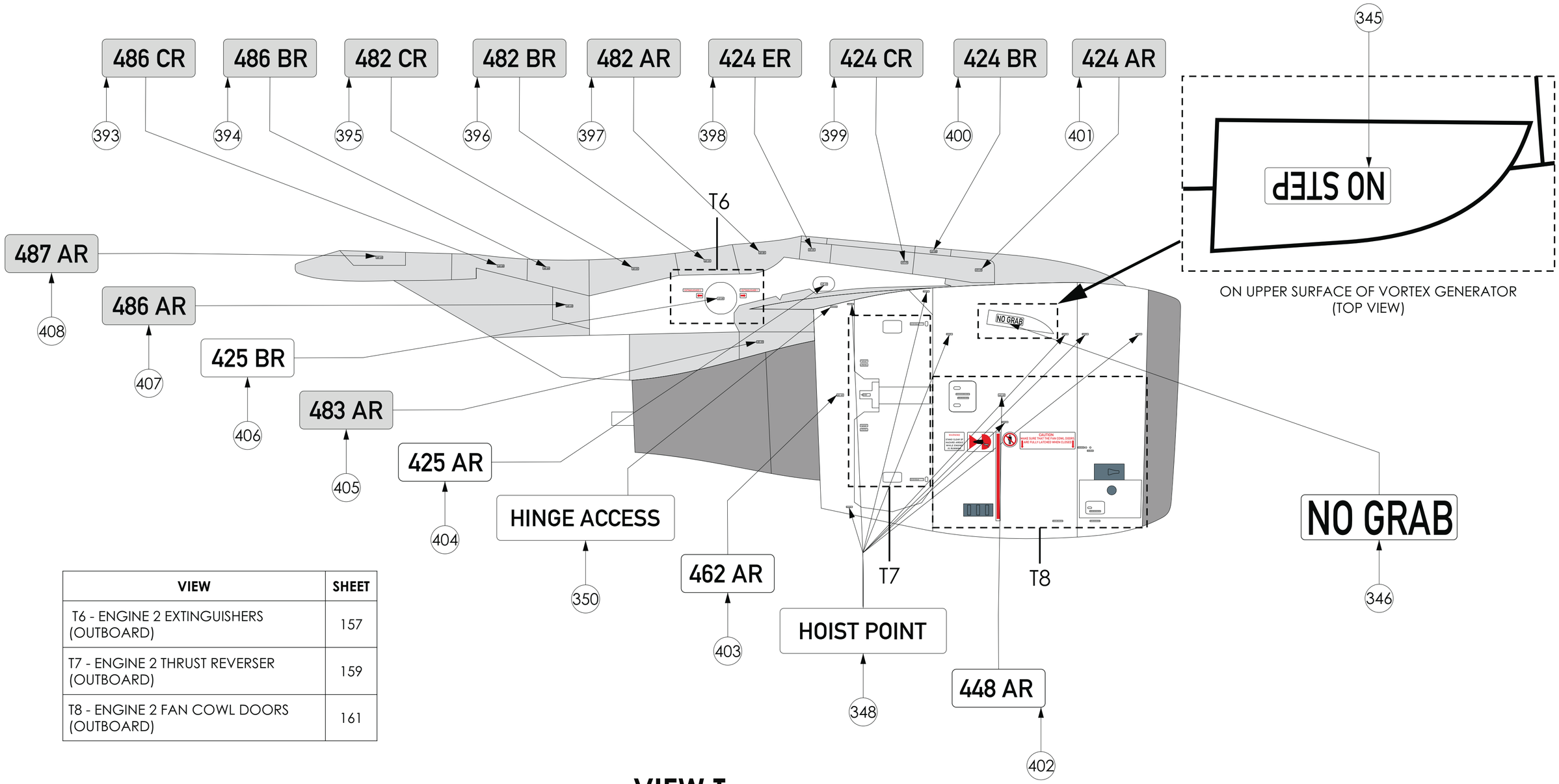

VIEW	SHEET
T6 - ENGINE 2 EXTINGUISHERS (OUTBOARD)	157
T7 - ENGINE 2 THRUST REVERSER (OUTBOARD)	159
T8 - ENGINE 2 FAN COWL DOORS (OUTBOARD)	161

EFFECTIVE AIRCRAFT
02388' 03596

VIEW T
ENGINE 2 (OUTBOARD)

© J&C AERO EEU LTD. OWN THE COPYRIGHT OF THIS DRAWING AND IT SHALL NOT BE REPRODUCED BY ANY OTHER WITHOUT THE PRIOR WRITTEN PERMISSION

(CONT.) 8. INSTALLATION LAYOUT AND LIST OF ITEMS NUMERIC INDEX

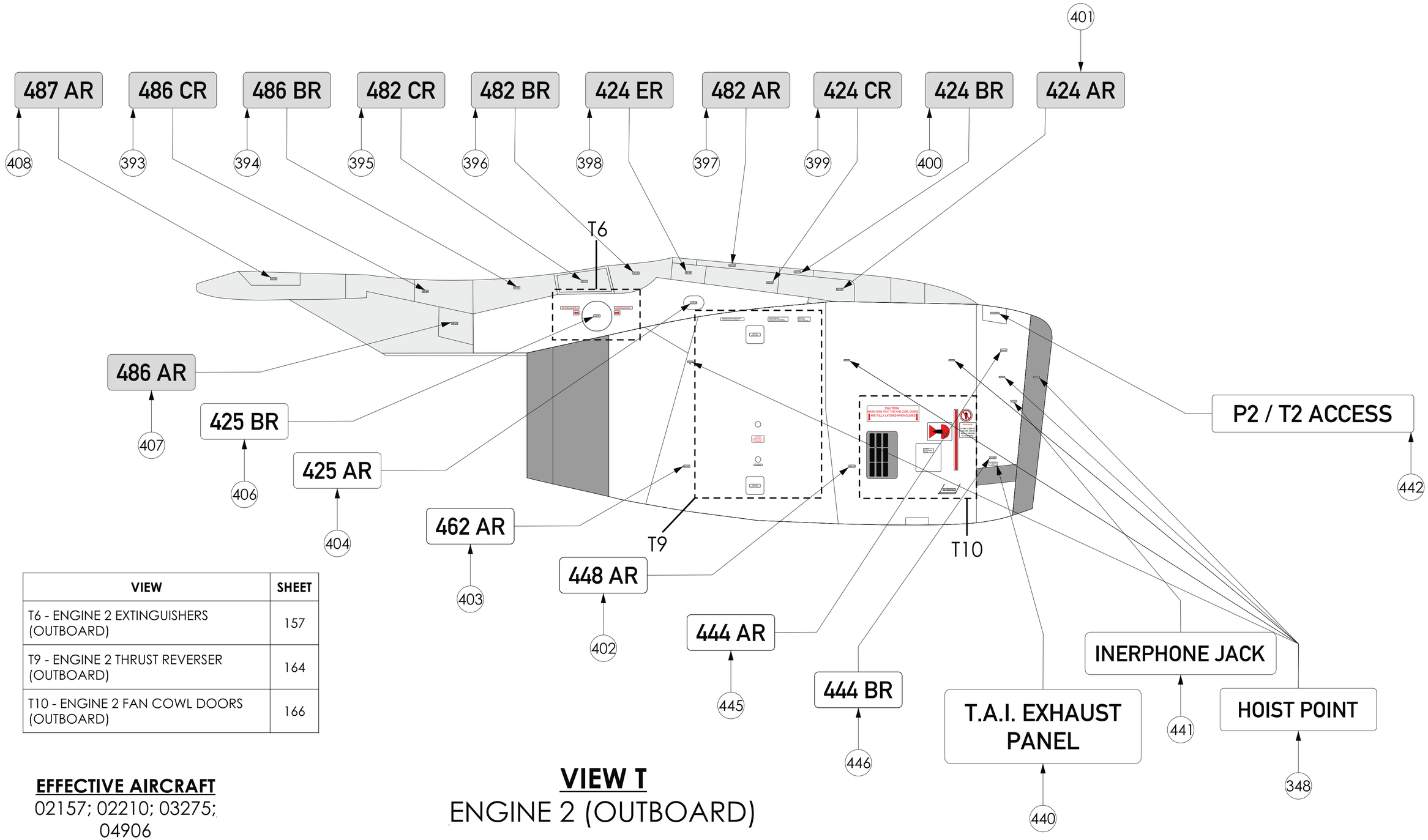

VIEW	SHEET
T6 - ENGINE 2 EXTINGUISHERS (OUTBOARD)	157
T9 - ENGINE 2 THRUST REVERSER (OUTBOARD)	164
T10 - ENGINE 2 FAN COWL DOORS (OUTBOARD)	166

EFFECTIVE AIRCRAFT
02157; 02210; 03275; 04906

VIEW T
ENGINE 2 (OUTBOARD)

© J&C AERO EEU LTD. OWN THE COPYRIGHT OF THIS DRAWING AND IT SHALL NOT BE REPRODUCED BY ANY OTHER WITHOUT THE PRIOR WRITTEN PERMISSION

(CONT.) 8. INSTALLATION LAYOUT AND LIST OF ITEMS NUMERIC INDEX

ITEM NR.	OEM PART NUMBER (ONLY FOR REFERENCE)	EPA PART NUMBER	LAYOUT	SIZE (WXH) LETTER HEIGHT	COLOR (BACKGROUND/FONT)	QTY PER VIEW	IPC/DWG REFERENCE	EFFECTIVITY	NOTE
393	D1121010124100	JC320E910A78	486 CR EPA JC320E910A78	62X23 13	GREY / BLACK	1	11-24-54	ALL	
394	D1121010124000	JC320E910A80	486 BR EPA JC320E910A80	62X23 13	GREY / BLACK	1	11-24-54	ALL	
395	D1121010123800	JC320E910A82	482 CR EPA JC320E910A82	62X23 13	GREY / BLACK	1	11-24-54	ALL	
396	D1121010123600	JC320E910A84	482 BR EPA JC320E910A84	62X23 13	GREY / BLACK	1	11-24-54	ALL	
397	D1121010123400	JC320E910A86	482 AR EPA JC320E910A86	62X23 13	GREY / BLACK	1	11-24-54	ALL	
398	D1121010123200	JC320E910A88	424 ER EPA JC320E910A88	62X23 13	GREY / BLACK	1	11-24-54	ALL	
399	D1121010123100	JC320E910A90	424 CR EPA JC320E910A90	62X23 13	GREY / BLACK	1	11-24-54	ALL	
400	D1121010123000	JC320E910A92	424 BR EPA JC320E910A92	62X23 13	GREY / BLACK	1	11-24-54	ALL	

© J&C AERO EEU LTD. OWN THE COPYRIGHT OF THIS DRAWING AND IT SHALL NOT BE REPRODUCED BY ANY OTHER WITHOUT THE PRIOR WRITTEN PERMISSION

(CONT.) 8. INSTALLATION LAYOUT AND LIST OF ITEMS NUMERIC INDEX

ITEM NR.	OEM PART NUMBER (ONLY FOR REFERENCE)	EPA PART NUMBER	LAYOUT	SIZE (WXH) LETTER HEIGHT	COLOR (BACKGROUND/FONT)	QTY PER VIEW	IPC/DWG REFERENCE	EFFECTIVITY	NOTE
401	D1121010122900	JC320E910A94	424 AR EPA JC320E910A94	62X23 13	GREY / BLACK	1	11-24-54	ALL	
402	D1121010124300	JC320E910A26	448 AR EPA JC320E910A26	62X23 13	WHITE / BLACK	1	11-24-71	ALL	
403	D1121010124400	JC320E910A28	462 AR EPA JC320E910A28	62X23 13	WHITE / BLACK	1	11-24-71	ALL	
404	D1121010123300	JC320E910A30	425 AR EPA JC320E910A30	62X23 13	WHITE / BLACK	1	11-24-54	ALL	
405	D1121010123500	JC320E910A96	483 AR EPA JC320E910A96	62X23 13	GREY / BLACK	1	11-24-54	02388; 03596	
406	D1121223222100	JC320E910A34	425 BR EPA JC320E910A34	62X23 13	WHITE / BLACK	1	11-24-54	ALL	
407	D1121010125500	JC320E910A100	486 AR EPA JC320E910A100	62X23 13	GREY / BLACK	1	11-24-54	ALL	
408	D1121010124200	JC320E910A102	487 AR EPA JC320E910A102	62X23 13	GREY / BLACK	1	11-24-54	ALL	

© J&C AERO EEU LTD. OWN THE COPYRIGHT OF THIS DRAWING AND IT SHALL NOT BE REPRODUCED BY ANY OTHER WITHOUT THE PRIOR WRITTEN PERMISSION

(CONT.) 8. INSTALLATION LAYOUT AND LIST OF ITEMS NUMERIC INDEX

ITEM NR.	OEM PART NUMBER (ONLY FOR REFERENCE)	EPA PART NUMBER	LAYOUT	SIZE (WXH) LETTER HEIGHT	COLOR (BACKGROUND/FONT)	QTY PER VIEW	IPC/DWG REFERENCE	EFFECTIVITY	NOTE
345	642-0102-3	JC320E900A10	NO STEP EPA JC320E900A10	236X68 54	WHITE / BLACK	1	11-24-71	02388; 03596	
346	642-0102-23	JC320E900A05	NO GRAB EPA JC320E900A05	242X70 54	WHITE / BLACK	1	11-24-71	02388; 03596	
348	642-0102-1	JC320E910A20	HOIST POINT EPA JC320E910A20	55X16 6	WHITE / BLACK	8	11-24-71	ALL	**ON AIRCRAFTS** 02157; 02210; 03275; 04906 **QUANTITY - 5**
350	642-0102-37	JC320E900A96	HINGE ACCESS EPA JC320E900A96	63X16 6	WHITE / BLACK	1	11-24-71	02388; 03596	
440	740-3199-015	JC320E910A42	T.A.I. EXHAUST PANEL EPA JC320E910A42	74X28 6,5	WHITE / BLACK	1	71-11-11	02157; 02210; 03275; 04906	
441	740-3199-013	JC320E910A120	INERPHONE JACK EPA JC320E910A120	72X16 6	WHITE / BLACK	1	71-11-11	02157; 02210; 03275; 04906	
442	740-3199-009	JC320E910A38	P2 / T2 ACCESS EPA JC320E910A38	76X14 6,5	WHITE / BLACK	1	71-11-11	02157; 02210; 03275; 04906	
445	D1121010223200	JC320E910A24	444 AR EPA JC320E910A24	62X23 13	WHITE / BLACK	1	11-24-71	02157; 02210; 03275; 04906	
446	D1121010223300	JC320E910A22	444 BR EPA JC320E910A22	62X23 13	WHITE / BLACK	1	11-24-71	02157; 02210; 03275; 04906	

© J&C AERO EEU LTD. OWN THE COPYRIGHT OF THIS DRAWING AND IT SHALL NOT BE REPRODUCED BY ANY OTHER WITHOUT THE PRIOR WRITTEN PERMISSION

(CONT.) 8. INSTALLATION LAYOUT AND LIST OF ITEMS NUMERIC INDEX

VIEW S1
ENGINE 1 EXTINGUISHERS (INBOARD)

ENGINE 1 OUTBOARD SYMMETRICAL
VIEW S6

VIEW T6
ENGINE 2 EXTINGUISHERS (OUTBOARD)

ENGINE 2 INBOARD SYMMETRICAL
VIEW T1

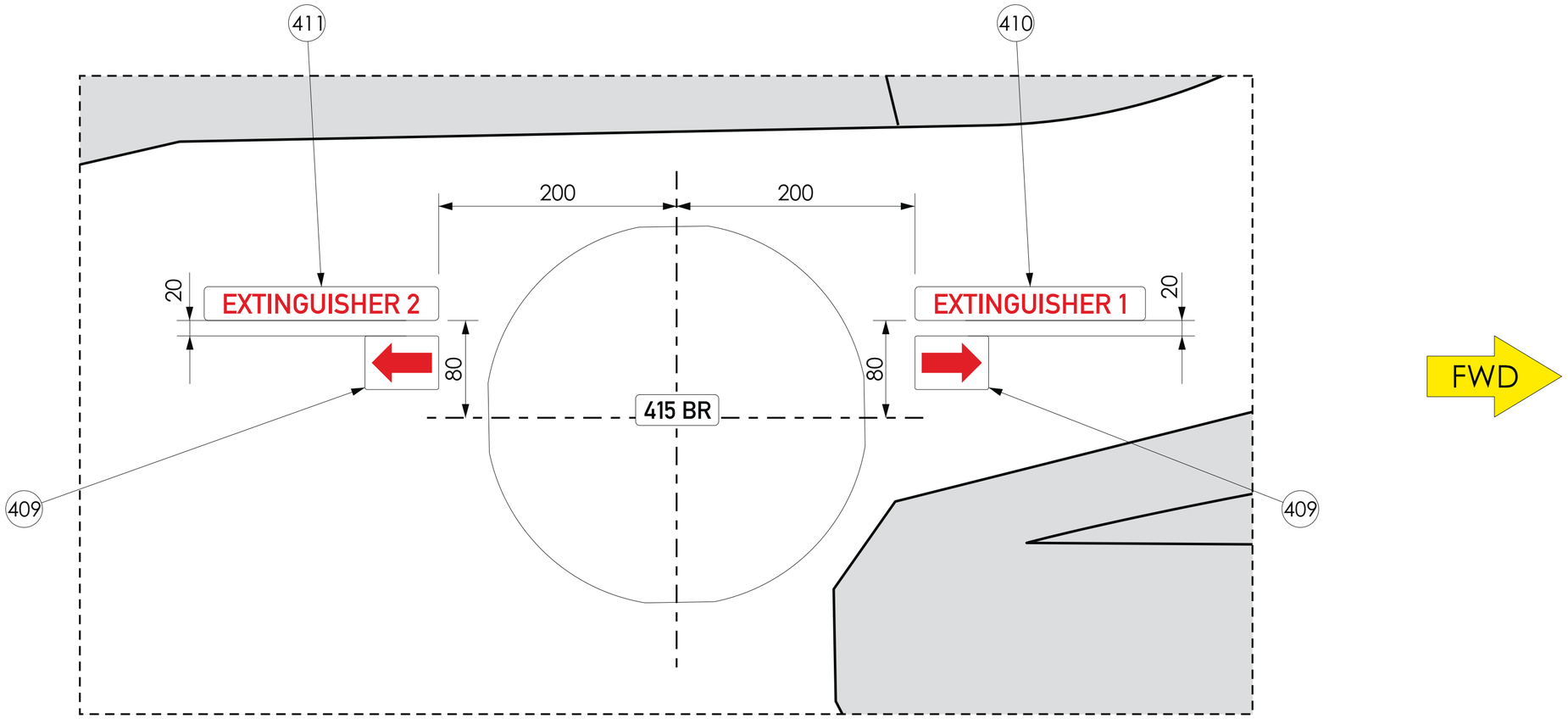

© J&C AERO EEU LTD. OWN THE COPYRIGHT OF THIS DRAWING AND IT SHALL NOT BE REPRODUCED BY ANY OTHER WITHOUT THE PRIOR WRITTEN PERMISSION

(CONT.) 8. INSTALLATION LAYOUT AND LIST OF ITEMS NUMERIC INDEX

ITEM NR.	OEM PART NUMBER (ONLY FOR REFERENCE)	EPA PART NUMBER	LAYOUT	SIZE (WXH) LETTER HEIGHT	COLOR (BACKGROUND/FONT)	QTY PER VIEW	IPC/DWG REFERENCE	EFFECTIVITY	NOTE
409	D1121006320000	JC320E900A40		55x40	WHITE / FIRE RED	8	11-24-26	ALL	
410	D1121006320400	JC320E900A45		155x25 15	WHITE / FIRE RED	4	11-24-26	ALL	
411	D1121006320200	JC320E900A50		155x25 15	WHITE / FIRE RED	4	11-24-26	ALL	

© J&C AERO EEU LTD. OWN THE COPYRIGHT OF THIS DRAWING AND IT SHALL NOT BE REPRODUCED BY ANY OTHER WITHOUT THE PRIOR WRITTEN PERMISSION

(CONT.) 8. INSTALLATION LAYOUT AND LIST OF ITEMS NUMERIC INDEX

VIEW S2
ENGINE 1 PIVOTING DOORS (INBOARD)

VIEW T7
ENGINE 2 PIVOTING DOORS (OUTBOARD)

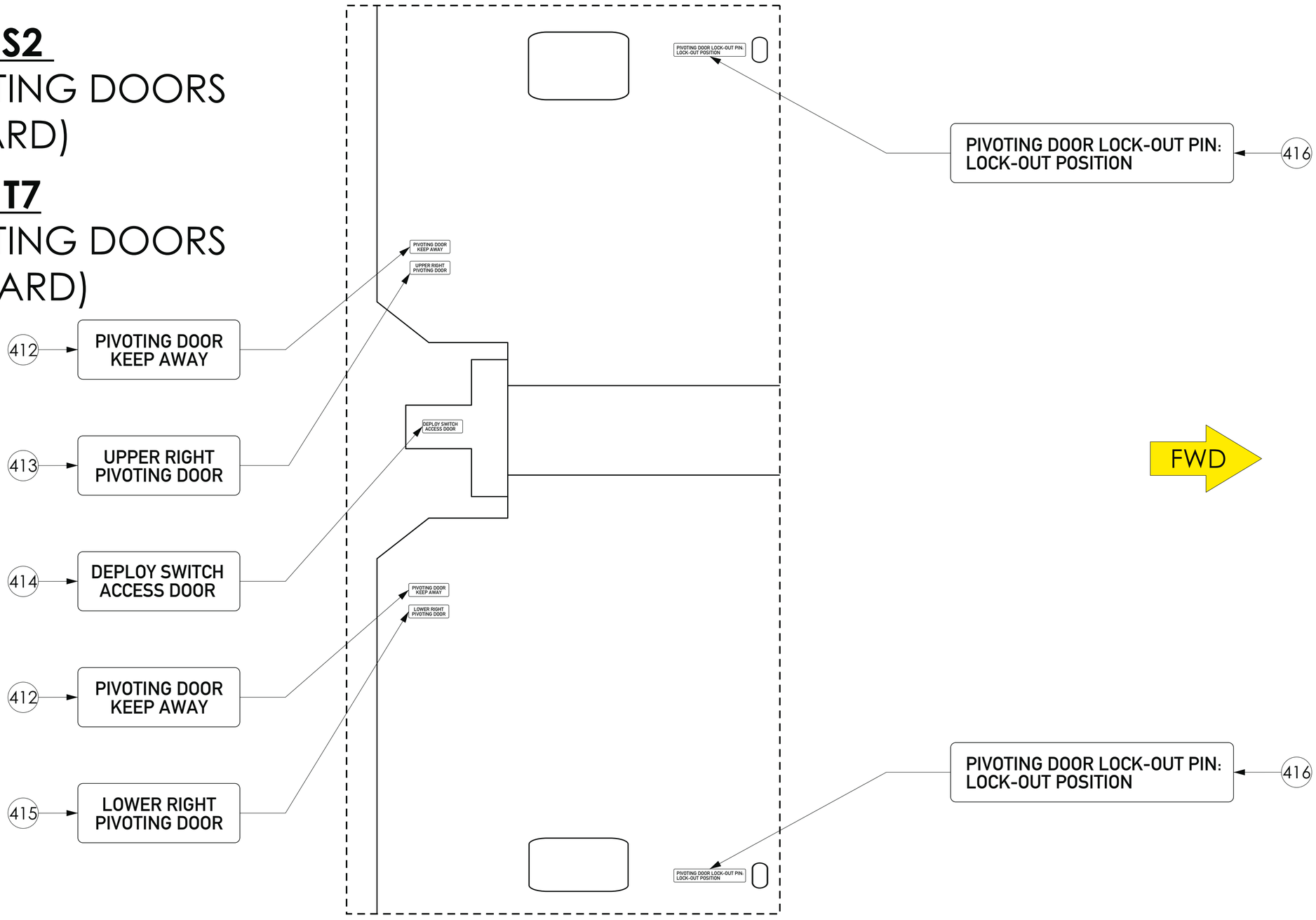

EFFECTIVE AIRCRAFT
02388; 03596

J&C AERO EEU EASA APPROVAL NO: EASA.21J.580	WWW.THISISDOA.EU INFO@THISISDOA.EU PHONE: +353 15 269768	AIRCRAFT: SEE TABLE 1	TOLERANCES ANGULAR =±5° DECIMALS X = ±1 X.X = ±0.5 X.XX = ±0.05	DRAWN BY: SEE JCAERO/ECN/2177
	MSN: SEE TABLE 1	REGISTRATION: -	SCALE: NTS / SIZE: A2 / ALL DIMENSIONS ARE MILLIMETERS / THIRD ANGLE PROJECTION	CHECKED BY: SEE JCAERO/ECN/2177
	TITLE: EXTERIOR PLACARDS ILLUSTRATED CATALOGUE			
	DRAWING NUMBER: HST112JCAERO2177		SHEET 159 OF 183	REV. A

© J&C AERO EEU LTD. OWN THE COPYRIGHT OF THIS DRAWING AND IT SHALL NOT BE REPRODUCED BY ANY OTHER WITHOUT THE PRIOR WRITTEN PERMISSION

(CONT.) 8. INSTALLATION LAYOUT AND LIST OF ITEMS NUMERIC INDEX

ITEM NR.	OEM PART NUMBER (ONLY FOR REFERENCE)	EPA PART NUMBER	LAYOUT	SIZE (WXH) LETTER HEIGHT	COLOR (BACKGROUND/FONT)	QTY PER VIEW	IPC/DWG REFERENCE	EFFECTIVITY	NOTE
412	642-0102-43	JC320E914A01	PIVOTING DOOR KEEP AWAY EPA JC320E914A01	67X22 6	WHITE / BLACK	4	11-24-71	02388; 03596	
413	642-0102-43	JC320E914A03	UPPER RIGHT PIVOTING DOOR EPA JC320E914A03	67X22 6	WHITE / BLACK	2	11-24-71	02388; 03596	
414	642-0102-39	JC320E914A05	DEPLOY SWITCH ACCESS DOOR EPA JC320E914A05	67X22 6	WHITE / BLACK	2	11-24-71	02388; 03596	
415	642-0102-43	JC320E914A07	LOWER RIGHT PIVOTING DOOR EPA JC320E914A07	67X22 6	WHITE / BLACK	2	11-24-71	02388; 03596	
416	642-0102-143	JC320E914A09	PIVOTING DOOR LOCK-OUT PIN: LOCK-OUT POSITION EPA JC320E914A09	120X22 6	WHITE / BLACK	4	11-24-71	02388; 03596	

© J&C AERO EEU LTD. OWN THE COPYRIGHT OF THIS DRAWING AND IT SHALL NOT BE REPRODUCED BY ANY OTHER WITHOUT THE PRIOR WRITTEN PERMISSION

(CONT.) 8. INSTALLATION LAYOUT AND LIST OF ITEMS NUMERIC INDEX

VIEW S3
ENGINE 1 FAN COWL DOORS (INBOARD)

VIEW T8
ENGINE 2 FAN COWL DOORS (OUTBOARD)

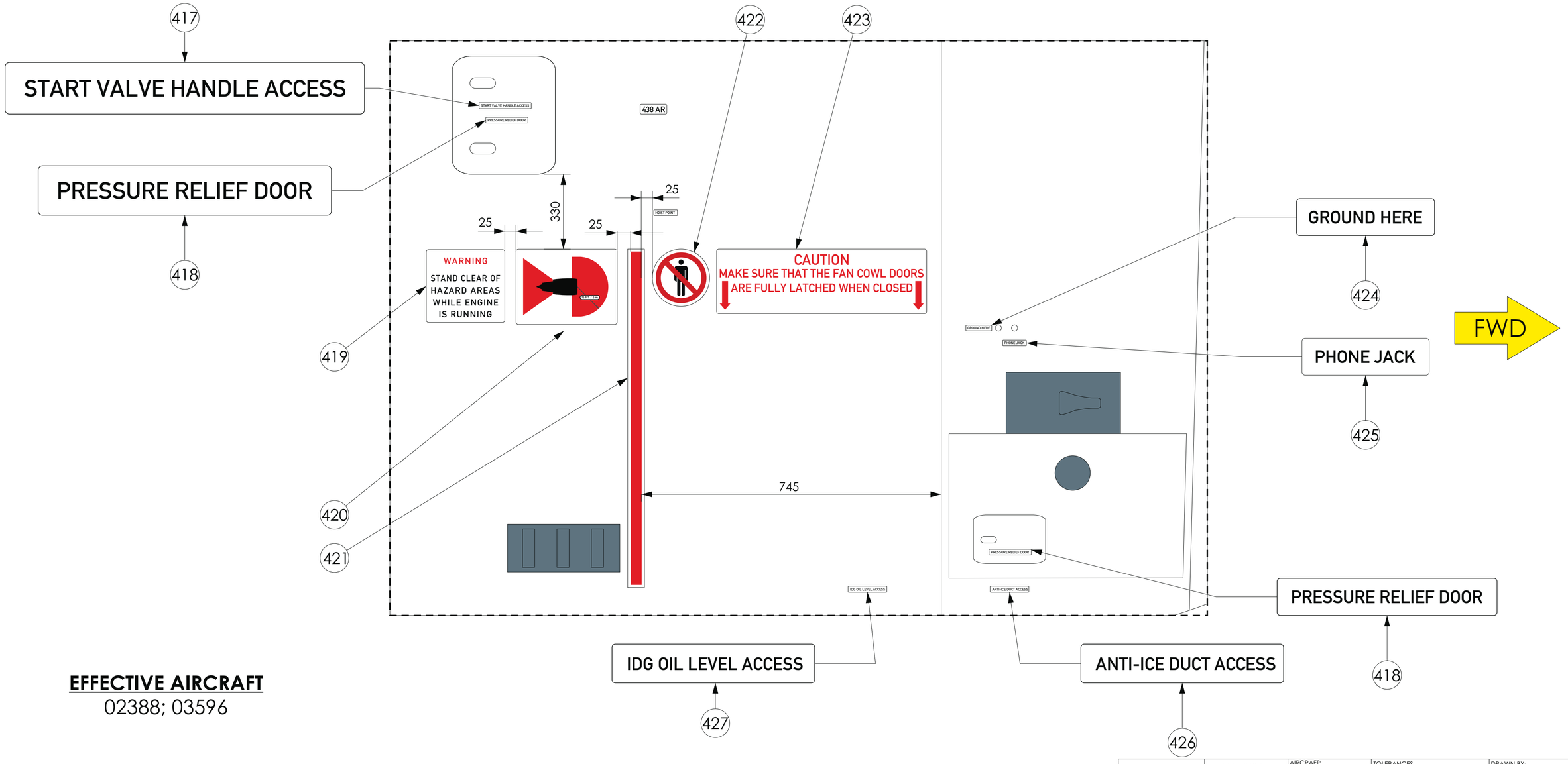

EFFECTIVE AIRCRAFT
02388; 03596

J&C AERO EEU
EASA APPROVAL NO: EASA.21J.580

WWW.THISISDOA.EU
INFO@THISISDOA.EU
PHONE: +353 15 269768

AIRCRAFT: SEE TABLE 1	TOLERANCES: DECIMALS X = ±1, X.X = ±0.5, X.XX = ±0.05; ANGULAR = ±5°		DRAWN BY: SEE JCAERO/ECN/2177
MSN: SEE TABLE 1	REGISTRATION: -	SCALE: NTS / SIZE: A2 / ALL DIMENSIONS ARE MILLIMETERS / THIRD ANGLE PROJECTION	CHECKED BY: SEE JCAERO/ECN/2177
TITLE: EXTERIOR PLACARDS ILLUSTRATED CATALOGUE			
DRAWING NUMBER: HST112JCAERO2177		SHEET 161 OF 183	REV. A

© J&C AERO EEU LTD. OWN THE COPYRIGHT OF THIS DRAWING AND IT SHALL NOT BE REPRODUCED BY ANY OTHER WITHOUT THE PRIOR WRITTEN PERMISSION

(CONT.) 8. INSTALLATION LAYOUT AND LIST OF ITEMS NUMERIC INDEX

ITEM NR.	OEM PART NUMBER (ONLY FOR REFERENCE)	EPA PART NUMBER	LAYOUT	SIZE (WXH) LETTER HEIGHT	COLOR (BACKGROUND/FONT)	QTY PER VIEW	IPC/DWG REFERENCE	EFFECTIVITY	NOTE
417	642-0102-17	JC320E900A98	START VALVE HANDLE ACCESS EPA JC320E900A98	121X16 6	WHITE / BLACK	2	N/A	02388; 03596	
418	642-0102-11	JC320E900A100	PRESSURE RELIEF DOOR EPA JC320E900A100	98X16 6	WHITE / BLACK	4	N/A	02388; 03596	
419	S700M1479-69D	JC320E900A25	WARNING STAND CLEAR OF HAZARD AREAS WHILE ENGINE IS RUNNING EPA JC320E900A25	170X156 14	WHITE / FIRE RED, BLACK	2	11-24-71	02388; 03596	
420	S700M1479-70D	JC320E900A118	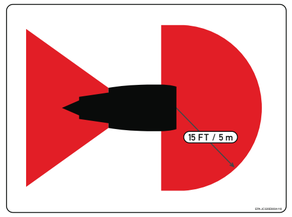	215X160 5	WHITE / FIRE RED / BLACK	2	11-24-71	02388; 03596	
421	S700M1479-89DR	JC320E900A35		655X45	WHITE / FIRE RED	2	11-24-71	02388; 03596	
422	S700M1479-68D	JC320E900A30		139X139	WHITE / FIRE RED / BLACK	2	11-24-71	02388; 03596	

© J&C AERO EEU LTD. OWN THE COPYRIGHT OF THIS DRAWING AND IT SHALL NOT BE REPRODUCED BY ANY OTHER WITHOUT THE PRIOR WRITTEN PERMISSION

(CONT.) 8. INSTALLATION LAYOUT AND LIST OF ITEMS NUMERIC INDEX

ITEM NR.	OEM PART NUMBER (ONLY FOR REFERENCE)	EPA PART NUMBER	LAYOUT	SIZE (WXH) LETTER HEIGHT	COLOR (BACKGROUND/FONT)	QTY PER VIEW	IPC/DWG REFERENCE	EFFECTIVITY	NOTE
423	642-0102-59	JC320E900A01	CAUTION MAKE SURE THAT THE FAN COWL DOORS ARE FULLY LATCHED WHEN CLOSED	489X150 25; 20	WHITE / FIRE RED	2	11-24-71	02388; 03596	
424	642-0102-53	JC320E900A101	GROUND HERE EPA JC320E900A101	60X16 6	WHITE / BLACK	2	11-24-71	02388; 03596	
425	642-0102-5	JC320E900A102	PHONE JACK EPA JC320E900A102	55X16 6	WHITE / BLACK	2	11-24-71	02388; 03596	
426	642-0102-7	JC320E900A104	ANTI-ICE DUCT ACCESS EPA JC320E900A104	90X16 6	WHITE / BLACK	2	11-24-71	02388; 03596	
427	642-0102-157	JC320E900A106	IDG OIL LEVEL ACCESS EPA JC320E900A106	90X16 6	WHITE / BLACK	2	11-24-71	02388; 03596	

© J&C AERO EEU LTD. OWN THE COPYRIGHT OF THIS DRAWING AND IT SHALL NOT BE REPRODUCED BY ANY OTHER WITHOUT THE PRIOR WRITTEN PERMISSION

(CONT.) 8. INSTALLATION LAYOUT AND LIST OF ITEMS NUMERIC INDEX

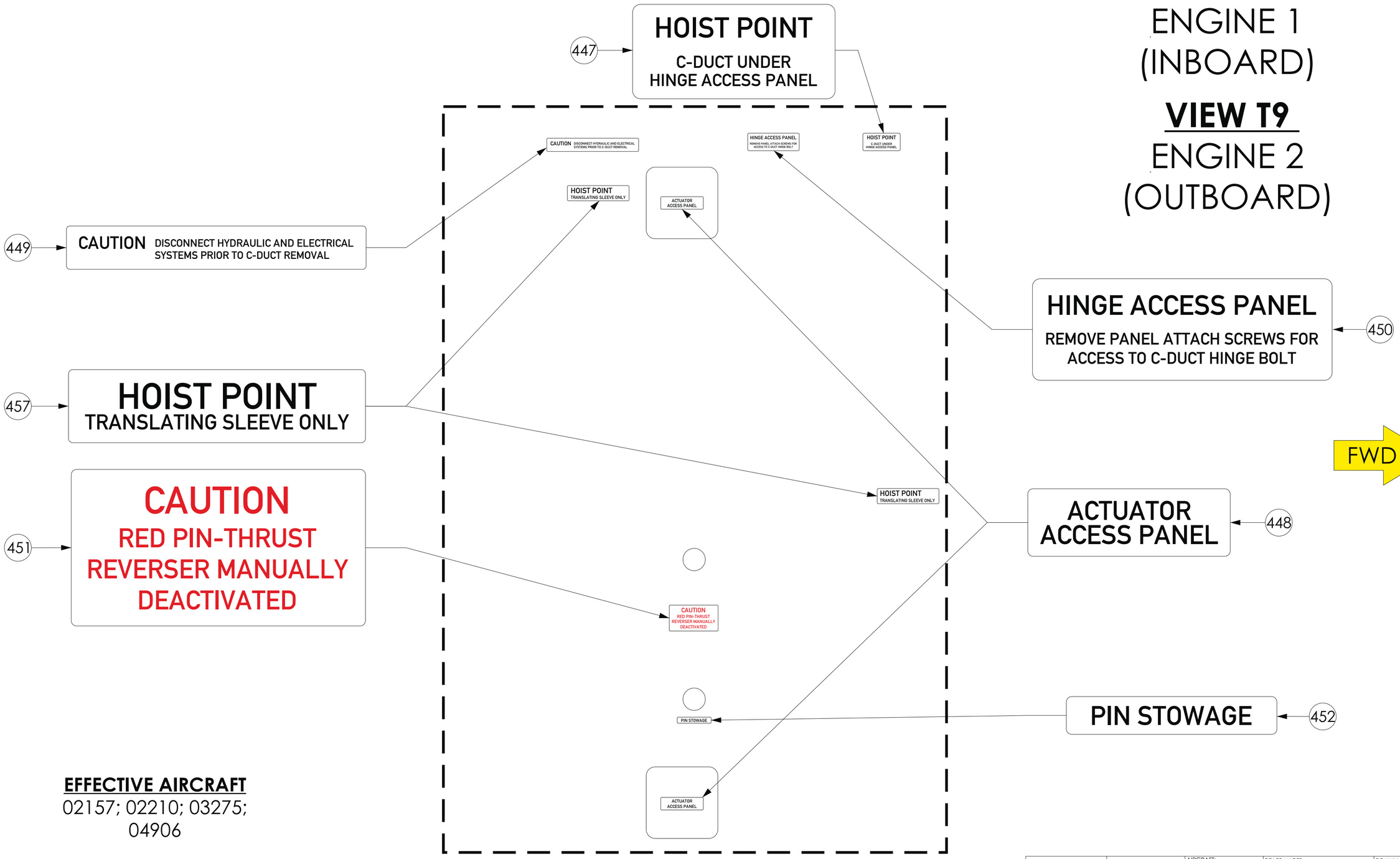

EFFECTIVE AIRCRAFT
02157; 02210; 03275; 04906

J&C AERO EEU EASA APPROVAL NO: EASA.21J.580	WWW.THISISDOA.EU INFO@THISISDOA.EU PHONE: +353 15 269768	AIRCRAFT: SEE TABLE 1	TOLERANCES ANGULAR ±5° DECIMALS X = ±1 X.X = ±0.5 X.XX = ±0.05	DRAWN BY: SEE JCAERO/ECN/2177
	MSN: SEE TABLE 1	REGISTRATION: -	SCALE: NTS / SIZE: A2 / ALL DIMENSIONS ARE MILLIMETERS / THIRD ANGLE PROJECTION	CHECKED BY: SEE JCAERO/ECN/2177
	TITLE: EXTERIOR PLACARDS ILLUSTRATED CATALOGUE			
	DRAWING NUMBER: HST112JCAERO2177		SHEET 164 OF 183	REV. A

© J&C AERO EEU LTD. OWN THE COPYRIGHT OF THIS DRAWING AND IT SHALL NOT BE REPRODUCED BY ANY OTHER WITHOUT THE PRIOR WRITTEN PERMISSION

(CONT.) 8. INSTALLATION LAYOUT AND LIST OF ITEMS NUMERIC INDEX

ITEM NR.	OEM PART NUMBER (ONLY FOR REFERENCE)	EPA PART NUMBER	LAYOUT	SIZE (WXH) LETTER HEIGHT	COLOR (BACKGROUND/FONT)	QTY PER VIEW	IPC/DWG REFERENCE	EFFECTIVITY	NOTE
447	740-0394-5	JC320E900A114	HOIST POINT C-DUCT UNDER HINGE ACCESS PANEL EPA JC320E900A114	75X35 8, 5	WHITE / BLACK	2	11-24-71	02157; 02210; 03275; 04906	
448	740-0394-23	JC320E900A60	ACTUATOR ACCESS PANEL EPA JC320E900A60	75X25 7	WHITE / BLACK	4	11-24-71	02157; 02210; 03275; 04906	
449	740-0394-15	JC320E900A112	CAUTION DISCONNECT HYDRAULIC AND ELECTRICAL SYSTEMS PRIOR TO C-DUCT REMOVAL EPA JC320E900A112	180X26 8, 5	WHITE / BLACK	2	11-24-71	02157; 02210; 03275; 04906	
450	740-0394-3	JC320E900A116	HINGE ACCESS PANEL REMOVE PANEL ATTACH SCREWS FOR ACCESS TO C-DUCT HINGE BOLT EPA JC320E900A116	115X39 8, 5	WHITE / BLACK	2	11-24-71	02157; 02210; 03275; 04906	
451	740-0394-9	JC320E900A80	CAUTION RED PIN-THRUST REVERSER MANUALLY DEACTIVATED EPA JC320E900A80	109X58 10, 7	WHITE / RED	2	11-24-00	02157; 02210; 03275; 04906	
452	740-0394-11	JC320E900A90	PIN STOWAGE EPA JC320E900A90	78X16 7	WHITE / BLACK	2	11-24-71	02157; 02210; 03275; 04906	
457	740-0394-1	JC320E900A75	HOIST POINT TRANSLATING SLEEVE ONLY EPA JC320E900A75	110X27 10; 5	WHITE / BLACK	1	11-24-71	02157; 02210; 03275; 04906	

© J&C AERO EEU LTD. OWN THE COPYRIGHT OF THIS DRAWING AND IT SHALL NOT BE REPRODUCED BY ANY OTHER WITHOUT THE PRIOR WRITTEN PERMISSION

(CONT.) 8. INSTALLATION LAYOUT AND LIST OF ITEMS NUMERIC INDEX

VIEW S5
ENGINE 1 FAN COWL DOORS (INBOARD)

VIEW T10
ENGINE 2 FAN COWL DOORS (OUTBOARD)

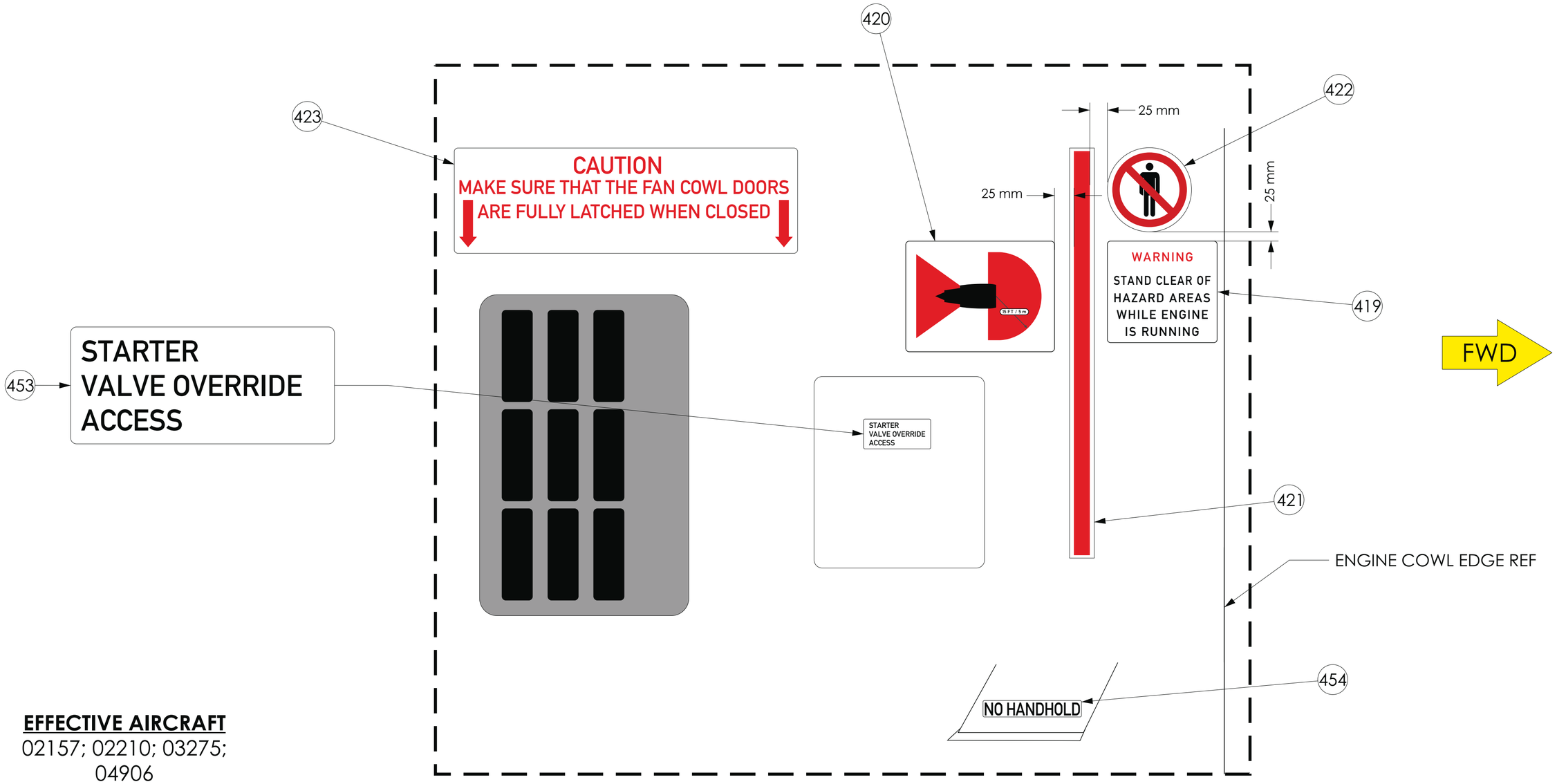

EFFECTIVE AIRCRAFT
02157; 02210; 03275; 04906

J&C AERO EEU EASA APPROVAL NO: EASA.21J.580	WWW.THISISDOA.EU INFO@THISISDOA.EU PHONE: +353 15 269768	AIRCRAFT: SEE TABLE 1	TOLERANCES ANGULAR ±5° DECIMALS X = ±1 X.X = ±0.5 X.XX = ±0.05	DRAWN BY: SEE JCAERO/ECN/2177
	MSN: SEE TABLE 1	REGISTRATION: -	SCALE: NTS / SIZE: A2 / ALL DIMENSIONS ARE MILLIMETERS / THIRD ANGLE PROJECTION	CHECKED BY: SEE JCAERO/ECN/2177
	TITLE: EXTERIOR PLACARDS ILLUSTRATED CATALOGUE			
	DRAWING NUMBER: HST112JCAERO2177		SHEET 166 OF 183	REV. A

© J&C AERO EEU LTD. OWN THE COPYRIGHT OF THIS DRAWING AND IT SHALL NOT BE REPRODUCED BY ANY OTHER WITHOUT THE PRIOR WRITTEN PERMISSION

(CONT.) 8. INSTALLATION LAYOUT AND LIST OF ITEMS NUMERIC INDEX

ITEM NR.	OEM PART NUMBER (ONLY FOR REFERENCE)	EPA PART NUMBER	LAYOUT	SIZE (WXH) LETTER HEIGHT	COLOR (BACKGROUND/FONT)	QTY PER VIEW	IPC/DWG REFERENCE	EFFECTIVITY	NOTE
419	S700M1479-69D	JC320E900A25		170X156 14	WHITE / FIRE RED, BLACK	2	11-24-71	02157; 02210; 03275; 04906	
420	S700M1479-101D	JC320E900A118	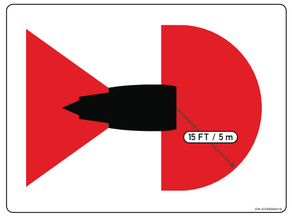	215X160 5	WHITE / FIRE RED	2	11-24-71	02157; 02210; 03275; 04906	
421	S700M1479-88DR	JC320E900A35		655X45	WHITE / FIRE RED	2	11-24-71	02157; 02210; 03275; 04906	
422	S700M1479-68D	JC320E900A30		139X139	WHITE / FIRE RED / BLACK	2	11-24-71	02157; 02210; 03275; 04906	

© J&C AERO EEU LTD. OWN THE COPYRIGHT OF THIS DRAWING AND IT SHALL NOT BE REPRODUCED BY ANY OTHER WITHOUT THE PRIOR WRITTEN PERMISSION

(CONT.) 8. INSTALLATION LAYOUT AND LIST OF ITEMS NUMERIC INDEX

ITEM NR.	OEM PART NUMBER (ONLY FOR REFERENCE)	EPA PART NUMBER	LAYOUT	SIZE (WXH) LETTER HEIGHT	COLOR (BACKGROUND/FONT)	QTY PER VIEW	IPC/DWG REFERENCE	EFFECTIVITY	NOTE
423	642-0102-59	JC320E900A01	CAUTION MAKE SURE THAT THE FAN COWL DOORS ARE FULLY LATCHED WHEN CLOSED	489X150 25; 20	WHITE / RED	2	11-24-71	02157; 02210; 03275; 04906	
453	740-3199-011	JC320E900A85	STARTER VALVE OVERRIDE ACCESS EPA JC320E900A85	88X39 7	WHITE / BLACK	2	71-13-16	02157; 02210; 03275; 04906	
454	740-3199-023	JC320E901A01	NO HANDHOLD EPA JC320A901A01	120X25 15	WHITE / BLACK	2	71-13-16	02157; 02210; 03275; 04906	

© J&C AERO EEU LTD. OWN THE COPYRIGHT OF THIS DRAWING AND IT SHALL NOT BE REPRODUCED BY ANY OTHER WITHOUT THE PRIOR WRITTEN PERMISSION

(CONT.) 8. INSTALLATION LAYOUT AND LIST OF ITEMS NUMERIC INDEX

VIEW S7
ENGINE 1 PIVOTING DOORS (OUTBOARD)

VIEW T2
ENGINE 2 PIVOTING DOORS (INBOARD)

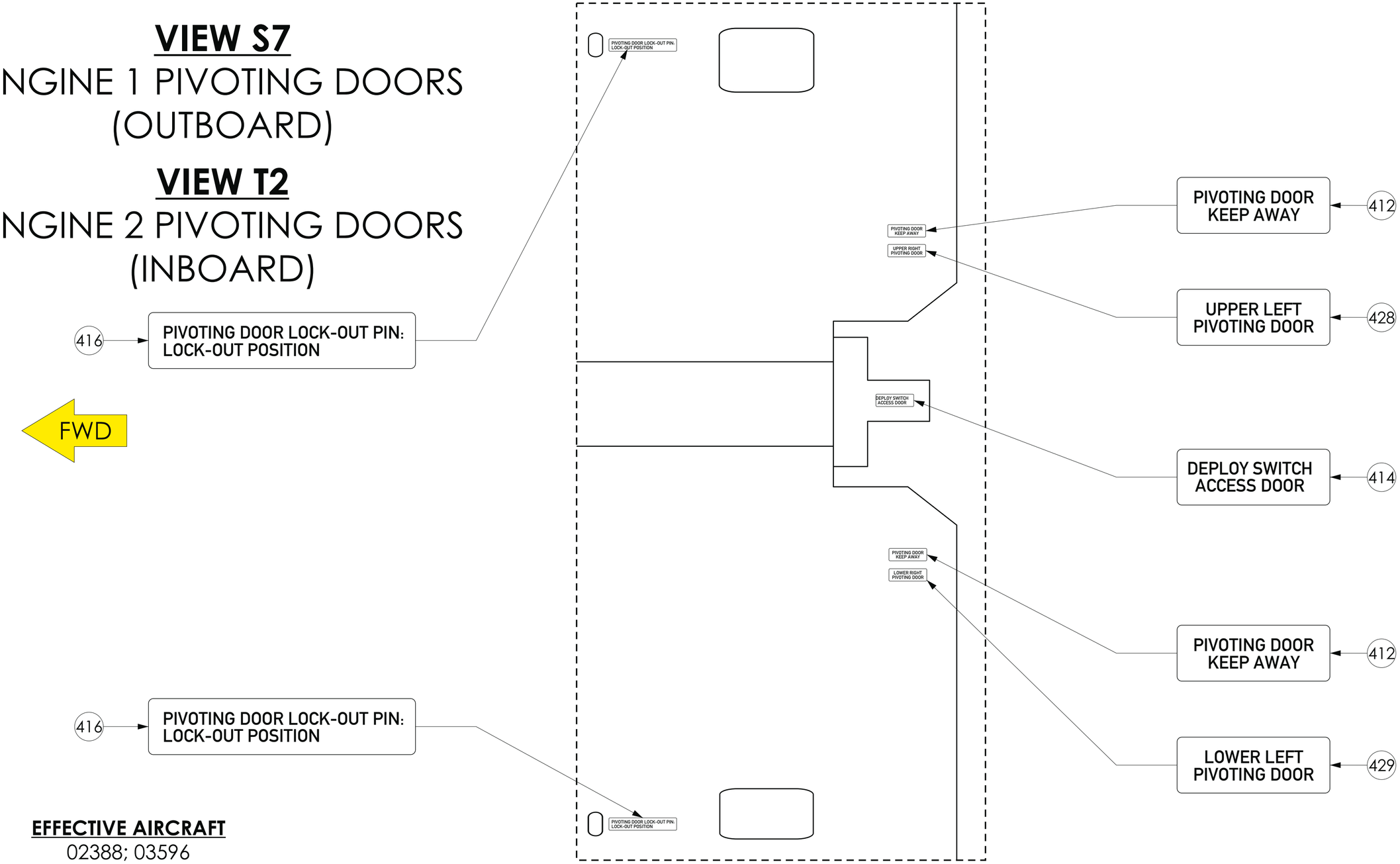

EFFECTIVE AIRCRAFT
02388; 03596

© J&C AERO EEU LTD. OWN THE COPYRIGHT OF THIS DRAWING AND IT SHALL NOT BE REPRODUCED BY ANY OTHER WITHOUT THE PRIOR WRITTEN PERMISSION

(CONT.) 8. INSTALLATION LAYOUT AND LIST OF ITEMS NUMERIC INDEX

ITEM NR.	OEM PART NUMBER (ONLY FOR REFERENCE)	EPA PART NUMBER	LAYOUT	SIZE (WXH) LETTER HEIGHT	COLOR (BACKGROUND/FONT)	QTY PER VIEW	IPC/DWG REFERENCE	EFFECTIVITY	NOTE
412	642-0102-47	JC320E914A01	PIVOTING DOOR KEEP AWAY EPA JC320E914A01	67X22 6	WHITE / BLACK	4	11-24-71	02388; 03596	
414	642-0102-39	JC320E914A05	DEPLOY SWITCH ACCESS DOOR EPA JC320E914A05	67X22 6	WHITE / BLACK	2	11-24-71	02388; 03596	
416	642-0102-143	JC320E914A09	PIVOTING DOOR LOCK-OUT PIN: LOCK-OUT POSITION EPA JC320E914A09	120X22 6	WHITE / BLACK	4	11-24-71	02388; 03596	
428	642-0102-43	JC320E914A11	UPPER LEFT PIVOTING DOOR EPA JC320E914A11	67X22 6	WHITE / BLACK	2	11-24-71	02388; 03596	
429	642-0102-43	JC320E914A13	LOWER LEFT PIVOTING DOOR EPA JC320E914A13	67X22 6	WHITE / BLACK	2	11-24-71	02388; 03596	

© J&C AERO EEU LTD. OWN THE COPYRIGHT OF THIS DRAWING AND IT SHALL NOT BE REPRODUCED BY ANY OTHER WITHOUT THE PRIOR WRITTEN PERMISSION

(CONT.) 8. INSTALLATION LAYOUT AND LIST OF ITEMS NUMERIC INDEX

VIEW S8
ENGINE 1 FAN COWL DOORS (OUTBOARD)

VIEW T3
ENGINE 2 FAN COWL DOORS (INBOARD)

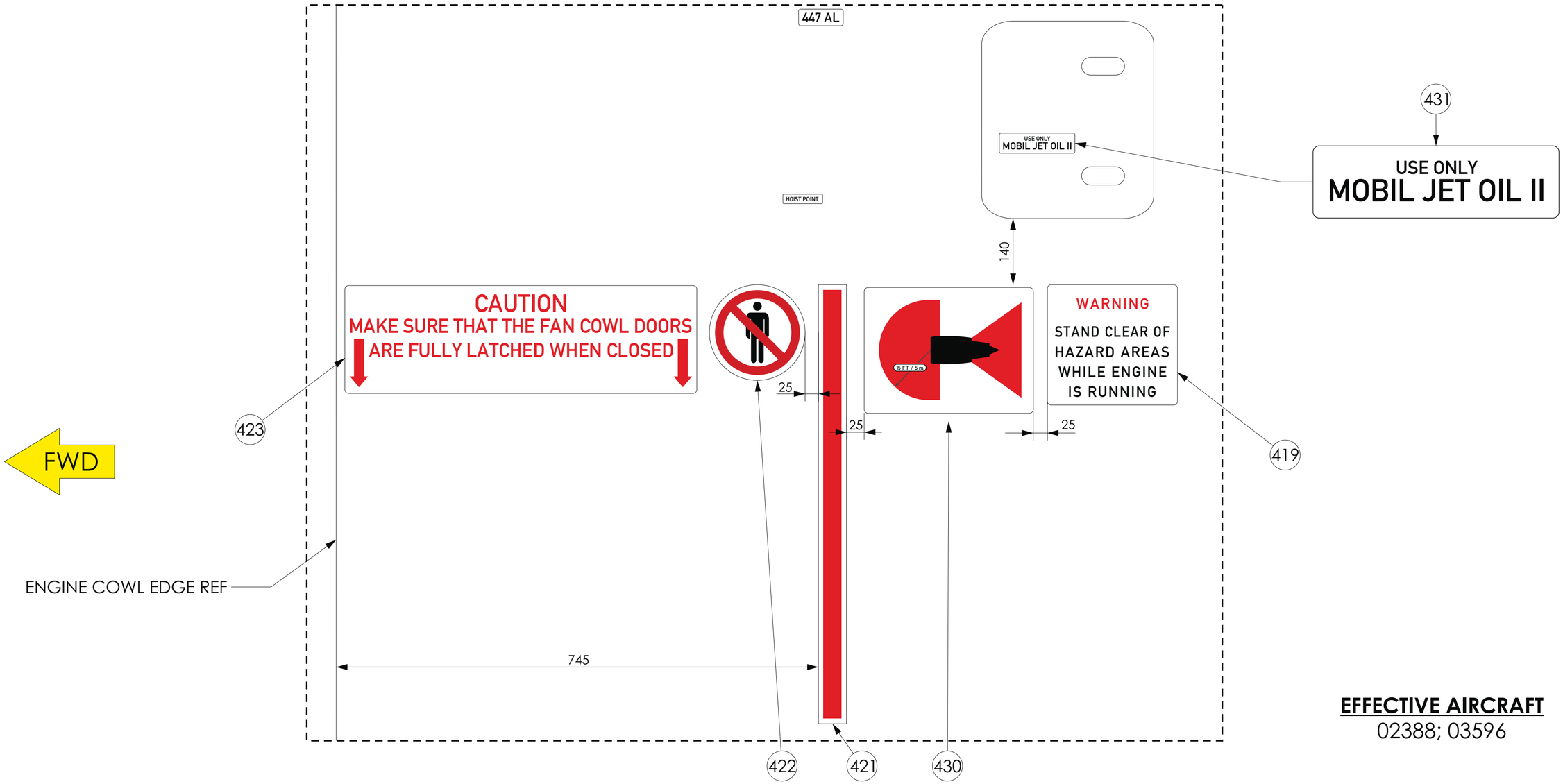

EFFECTIVE AIRCRAFT
02388; 03596

J&C AERO EEU EASA APPROVAL NO: EASA.21J.580	WWW.THISISDOA.EU INFO@THISISDOA.EU PHONE: +353 15 269768	AIRCRAFT: SEE TABLE 1	TOLERANCES: ANGULAR ±5°; DECIMALS X = ±1, X.X = ±0.5, X.XX = ±0.05	DRAWN BY: SEE JCAERO/ECN/2177
	MSN: SEE TABLE 1	REGISTRATION: -	SCALE: NTS; SIZE: A2; ALL DIMENSIONS ARE MILLIMETERS; THIRD ANGLE PROJECTION	CHECKED BY: SEE JCAERO/ECN/2177
	TITLE: EXTERIOR PLACARDS ILLUSTRATED CATALOGUE			
	DRAWING NUMBER: HST112JCAERO2177		SHEET 171 OF 183	REV. A

© J&C AERO EEU LTD. OWN THE COPYRIGHT OF THIS DRAWING AND IT SHALL NOT BE REPRODUCED BY ANY OTHER WITHOUT THE PRIOR WRITTEN PERMISSION

(CONT.) 8. INSTALLATION LAYOUT AND LIST OF ITEMS NUMERIC INDEX

ITEM NR.	OEM PART NUMBER (ONLY FOR REFERENCE)	EPA PART NUMBER	LAYOUT	SIZE (WXH) LETTER HEIGHT	COLOR (BACKGROUND/FONT)	QTY PER VIEW	IPC/DWG REFERENCE	EFFECTIVITY	NOTE
419	S700M1479-69D	JC320E900A25		170X156 14	WHITE / FIRE RED / BLACK	2	11-24-71	02388; 03596	
421	S700M1479-89DR	JC320E900A35		655X45	WHITE / FIRE RED	2	11-24-71	02388; 03596	
422	S700M1479-68D	JC320E900A30		139X139	WHITE / FIRE RED / BLACK	2	11-24-71	02388; 03596	
423	642-0102-59	JC320E900A01		489X261 25; 20	WHITE / FIRE RED	2	11-24-71	02388; 03596	
430	S700M1479-71D	JC320E900A120	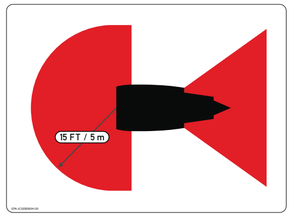	215X160 5	WHITE / FIRE RED / BLACK	2	11-24-71	02388; 03596	
431	R151746-1	JC320E900A92		105X28 10; 6	WHITE / BLACK	2	11-24-79	02388; 03596	ITS FULLY OPERATOR AND INSTALLER RESPONSIBILITY TO CONTROL AND ENSURE PLACARD CONTENT CORRESPONDS TO LATEST AIRCRAFT CONFIGURATION, AIPC AND AMM, REFER TO THE CML FOR AUTHORISED FLUID

© J&C AERO EEU LTD. OWN THE COPYRIGHT OF THIS DRAWING AND IT SHALL NOT BE REPRODUCED BY ANY OTHER WITHOUT THE PRIOR WRITTEN PERMISSION

(CONT.) 8. INSTALLATION LAYOUT AND LIST OF ITEMS NUMERIC INDEX

VIEW S9
ENGINE 1
(OUTOARD)
VIEW T4
ENGINE 2
(INBOARD)

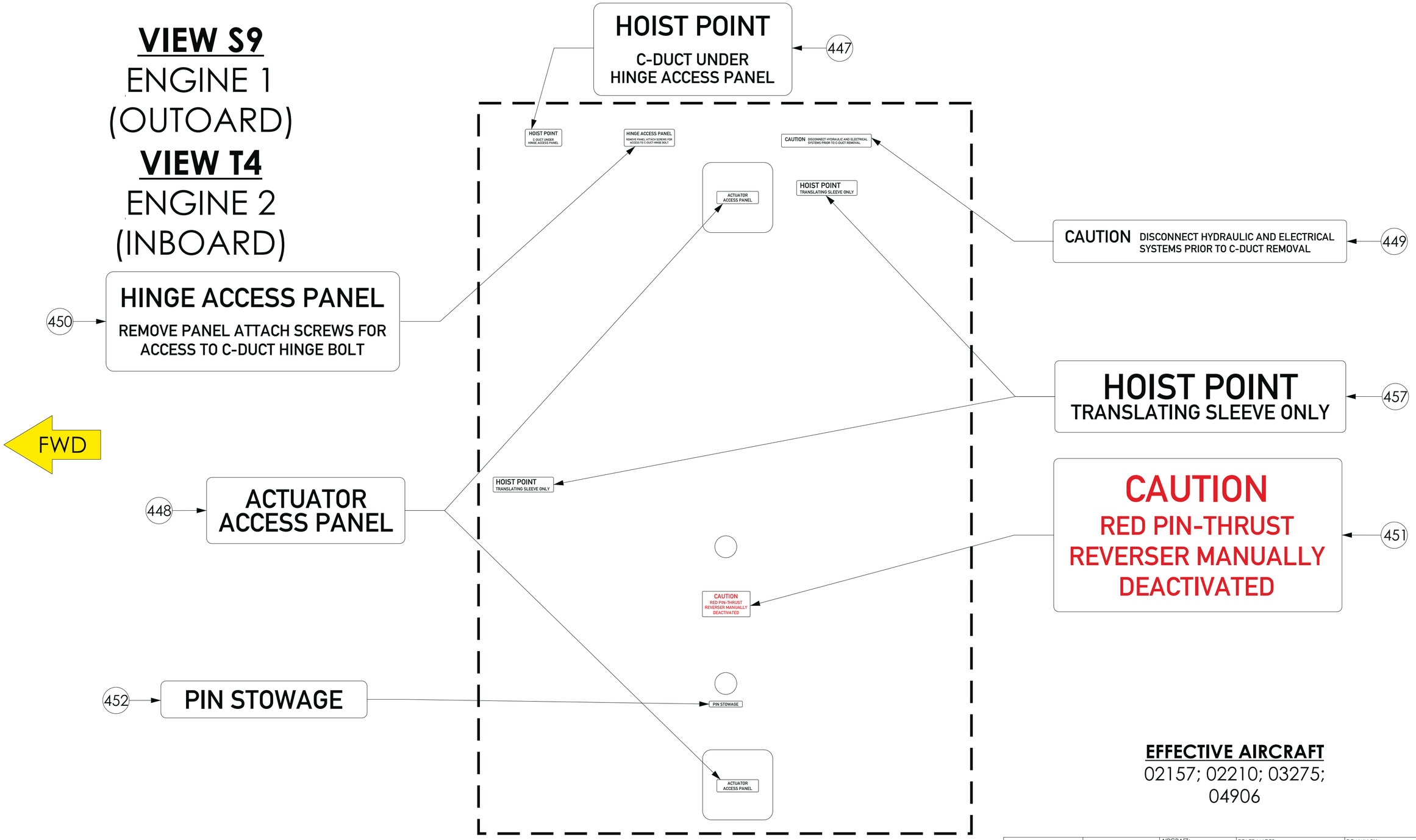

EFFECTIVE AIRCRAFT
02157; 02210; 03275;
04906

J&C AERO EEU EASA APPROVAL NO: EASA.21J.580	WWW.THISISDOA.EU INFO@THISISDOA.EU PHONE: +353 15 269768	AIRCRAFT: SEE TABLE 1	TOLERANCES ANGULAR ±±5° DECIMALS X = ±1 X.X = ±0.5 X.XX = ±0.05		DRAWN BY: SEE JCAERO/ECN/2177
	MSN: SEE TABLE 1	REGISTRATION: -	SCALE: NTS	SIZE: A2	ALL DIMENSIONS ARE MILLIMETERS THIRD ANGLE PROJECTION CHECKED BY: SEE JCAERO/ECN/2177
	TITLE: EXTERIOR PLACARDS ILLUSTRATED CATALOGUE				
	DRAWING NUMBER: HST112JCAERO2177			SHEET 173 OF 183	REV. A

© J&C AERO EEU LTD. OWN THE COPYRIGHT OF THIS DRAWING AND IT SHALL NOT BE REPRODUCED BY ANY OTHER WITHOUT THE PRIOR WRITTEN PERMISSION

(CONT.) 8. INSTALLATION LAYOUT AND LIST OF ITEMS NUMERIC INDEX

ITEM NR.	OEM PART NUMBER (ONLY FOR REFERENCE)	EPA PART NUMBER	LAYOUT	SIZE (WXH) LETTER HEIGHT	COLOR (BACKGROUND/FONT)	QTY PER VIEW	IPC/DWG REFERENCE	EFFECTIVITY	NOTE
447	740-0394-5	JC320E900A114	HOIST POINT C-DUCT UNDER HINGE ACCESS PANEL EPA JC320E900A114	75X35 8, 5	WHITE / BLACK	2	11-24-71	02157; 02210; 03275; 04906	
448	740-0394-23	JC320E900A60	ACTUATOR ACCESS PANEL EPA JC320E900A60	75X25 7	WHITE / BLACK	4	11-24-71	02157; 02210; 03275; 04906	
449	740-0394-15	JC320E900A112	CAUTION DISCONNECT HYDRAULIC AND ELECTRICAL SYSTEMS PRIOR TO C-DUCT REMOVAL EPA JC320E900A112	180X26 8, 5	WHITE / BLACK	2	11-24-71	02157; 02210; 03275; 04906	
450	740-0394-3	JC320E900A116	HINGE ACCESS PANEL REMOVE PANEL ATTACH SCREWS FOR ACCESS TO C-DUCT HINGE BOLT EPA JC320E900A116	115X39 8, 5	WHITE / BLACK	2	11-24-71	02157; 02210; 03275; 04906	
451	740-0394-9	JC320E900A80	CAUTION RED PIN-THRUST REVERSER MANUALLY DEACTIVATED EPA JC320E900A80	109X58 10, 7	WHITE / RED	2	11-24-00	02157; 02210; 03275; 04906	
452	740-0394-11	JC320E900A90	PIN STOWAGE EPA JC320E900A90	78X16 7	WHITE / BLACK	2	11-24-71	02157; 02210; 03275; 04906	
457	740-0394-1	JC320E900A75	HOIST POINT TRANSLATING SLEEVE ONLY EPA JC320E900A75	110X27 10; 5	WHITE / BLACK	1	11-24-71	02157; 02210; 03275; 04906	

© J&C AERO EEU LTD. OWN THE COPYRIGHT OF THIS DRAWING AND IT SHALL NOT BE REPRODUCED BY ANY OTHER WITHOUT THE PRIOR WRITTEN PERMISSION

DRAWING NUMBER: HST112JCAERO2177

PAGE INTENTIONALLY LEFT BLANK

J&C AERO EEU
EASA APPROVAL NO: EASA.21J.580
WWW.THISISDOA.EU
INFO@THISISDOA.EU
PHONE: +353 15 269768

AIRCRAFT: SEE TABLE 1	TOLERANCES: ANGULAR ±5°; DECIMALS X = ±1, X.X = ±0.5, X.XX = ±0.05			DRAWN BY: SEE JCAERO/ECN/2177
MSN: SEE TABLE 1	REGISTRATION: -	SCALE: NTS	SIZE: A2	ALL DIMENSIONS ARE MILLIMETERS; THIRD ANGLE PROJECTION; CHECKED BY: SEE JCAERO/ECN/2177
TITLE: EXTERIOR PLACARDS ILLUSTRATED CATALOGUE				
DRAWING NUMBER: HST112JCAERO2177			SHEET 175 OF 183	REV. A

© J&C AERO EEU LTD. OWN THE COPYRIGHT OF THIS DRAWING AND IT SHALL NOT BE REPRODUCED BY ANY OTHER WITHOUT THE PRIOR WRITTEN PERMISSION

(CONT.) 8. INSTALLATION LAYOUT AND LIST OF ITEMS NUMERIC INDEX

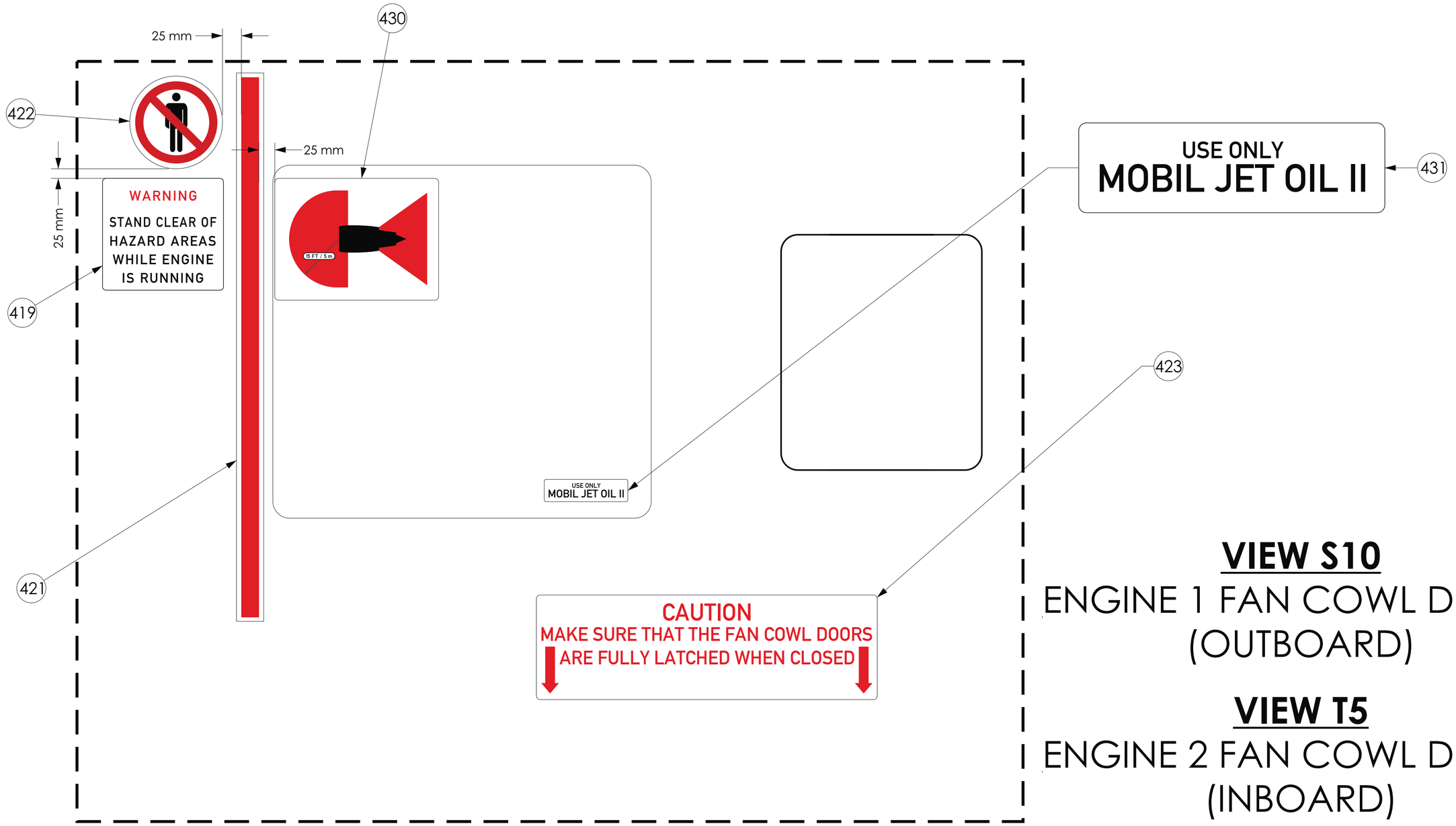

VIEW S10

ENGINE 1 FAN COWL DOORS (OUTBOARD)

VIEW T5

ENGINE 2 FAN COWL DOORS (INBOARD)

EFFECTIVE AIRCRAFT

02157; 02210; 03275; 04906

© J&C AERO EEU LTD. OWN THE COPYRIGHT OF THIS DRAWING AND IT SHALL NOT BE REPRODUCED BY ANY OTHER WITHOUT THE PRIOR WRITTEN PERMISSION

(CONT.) 8. INSTALLATION LAYOUT AND LIST OF ITEMS NUMERIC INDEX

ITEM NR.	OEM PART NUMBER (ONLY FOR REFERENCE)	EPA PART NUMBER	LAYOUT	SIZE (WXH) LETTER HEIGHT	COLOR (BACKGROUND/FONT)	QTY PER VIEW	IPC/DWG REFERENCE	EFFECTIVITY	NOTE
419	S700M1479-69D	JC320E900A25		170X156 14	WHITE / FIRE RED, BLACK	2	11-24-71	02157; 02210; 03275; 04906	
421	S700M1479-88DR	JC320E900A35		655X45	WHITE / FIRE RED	2	11-24-71	02157; 02210; 03275; 04906	
422	S700M1479-68D	JC320E900A30		139X139	WHITE / FIRE RED / BLACK	2	11-24-71	02157; 02210; 03275; 04906	
423	642-0102-59	JC320E900A01		489X261 25; 20	WHITE / FIRE RED	2	11-24-71	02157; 02210; 03275; 04906	
430	S700M1479-100D	JC320E900A120	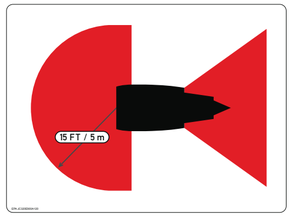	215X160 5	WHITE / FIRE RED	2	11-24-71	02157; 02210; 03275; 04906	

J&C AERO EEU
EASA APPROVAL NO: EASA.21J.580
WWW.THISISDOA.EU
INFO@THISISDOA.EU
PHONE: +353 15 269768

AIRCRAFT: SEE TABLE 1
MSN: SEE TABLE 1
REGISTRATION: -
TOLERANCES: ANGULAR ±25°; DECIMALS X = ±1, X.X = ±0.5, X.XX = ±0.05
SCALE: NTS
SIZE: A2
ALL DIMENSIONS ARE MILLIMETERS
THIRD ANGLE PROJECTION
DRAWN BY: SEE JCAERO/ECN/2177
CHECKED BY: SEE JCAERO/ECN/2177
TITLE: EXTERIOR PLACARDS ILLUSTRATED CATALOGUE
DRAWING NUMBER: HST112JCAERO2177
SHEET 177 OF 183
REV. A

© J&C AERO EEU LTD. OWN THE COPYRIGHT OF THIS DRAWING AND IT SHALL NOT BE REPRODUCED BY ANY OTHER WITHOUT THE PRIOR WRITTEN PERMISSION

(CONT.) 8. INSTALLATION LAYOUT AND LIST OF ITEMS NUMERIC INDEX

ITEM NR.	OEM PART NUMBER (ONLY FOR REFERENCE)	EPA PART NUMBER	LAYOUT	SIZE (WXH) LETTER HEIGHT	COLOR (BACKGROUND/FONT)	QTY PER VIEW	IPC/DWG REFERENCE	EFFECTIVITY	NOTE
431	R151746-1	JC320E900A92	USE ONLY MOBIL JET OIL II EPA JC320E900A92	105X28 10; 6	WHITE / BLACK	2	11-24-79	02157; 02210; 03275; 04906	IT IS FULLY OPERATOR AND INSTALLER RESPONSIBILITY TO CONTROL AND ENSURE PLACARD CONTENT CORRESPONDS TO LATEST AIRCRAFT CONFIGURATION, AIPC AND AMM. REFER TO THE CML FOR AUTHORISED FLUID

© J&C AERO EEU LTD. OWN THE COPYRIGHT OF THIS DRAWING AND IT SHALL NOT BE REPRODUCED BY ANY OTHER WITHOUT THE PRIOR WRITTEN PERMISSION

(CONT.) 8. INSTALLATION LAYOUT AND LIST OF ITEMS NUMERIC INDEX

LH VIEW

LEVELING AND WEIGHING AND ELEVATOR-RUDDER NEUTRAL POSITION

RH SIDE SYMMETRICAL

RH VIEW

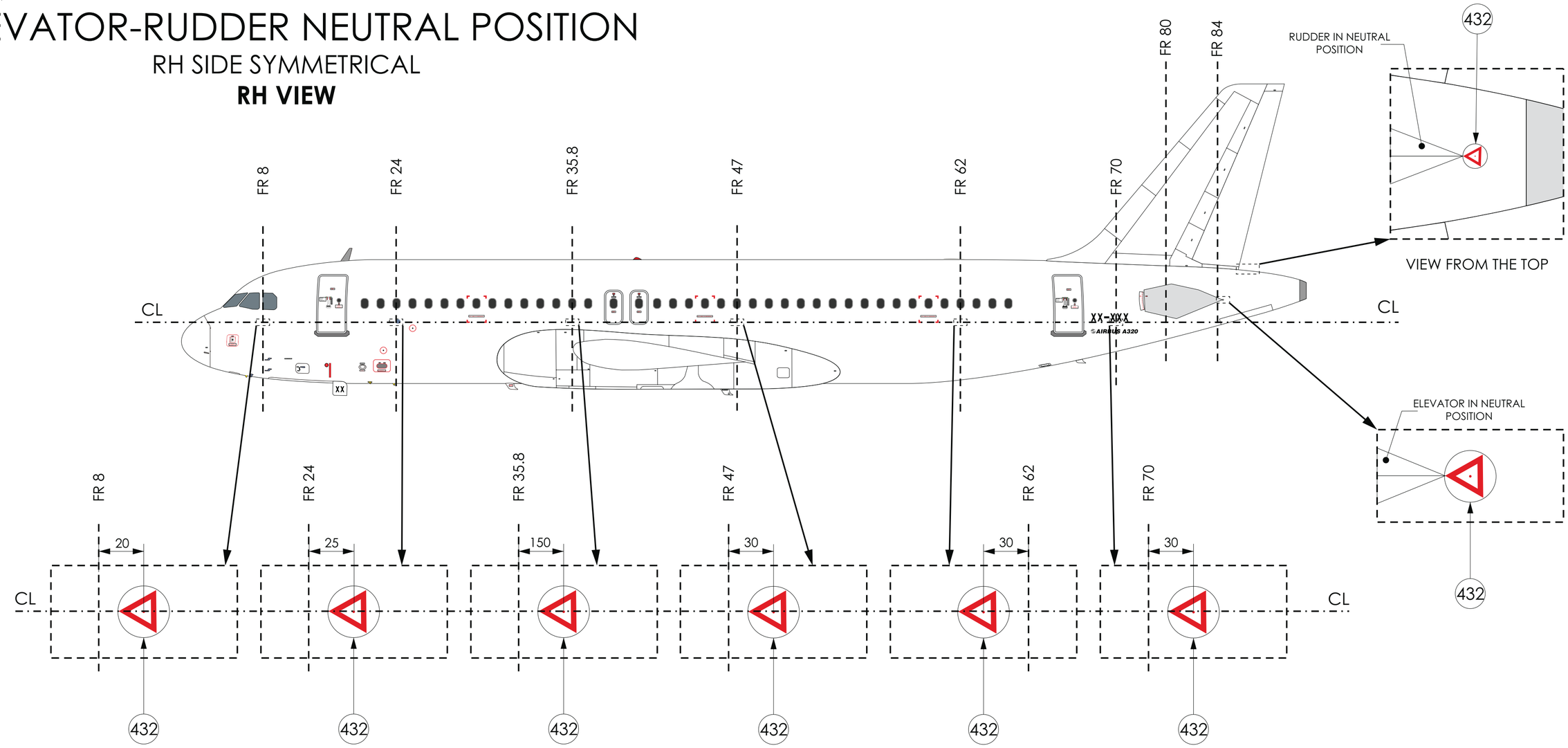

Note: Leveling and Weighing placard installation location for reference only, use existing markings for location.

J&C AERO EEU EASA APPROVAL NO: EASA.21J.580	WWW.THISISDOA.EU INFO@THISISDOA.EU PHONE: +353 15 269768	AIRCRAFT: SEE TABLE 1	TOLERANCES: ANGULAR ±25°; DECIMALS X = ±1, X.X = ±0.5, X.XX = ±0.05	DRAWN BY: SEE JCAERO/ECN/2177
	MSN: SEE TABLE 1	REGISTRATION: -	SCALE: NTS; SIZE: A2; ALL DIMENSIONS ARE MILLIMETERS; THIRD ANGLE PROJECTION	CHECKED BY: SEE JCAERO/ECN/2177
	TITLE: EXTERIOR PLACARDS ILLUSTRATED CATALOGUE			
	DRAWING NUMBER: HST112JCAERO2177		SHEET 179 OF 183	REV. A

© J&C AERO EEU LTD. OWN THE COPYRIGHT OF THIS DRAWING AND IT SHALL NOT BE REPRODUCED BY ANY OTHER WITHOUT THE PRIOR WRITTEN PERMISSION

(CONT.) 8. INSTALLATION LAYOUT AND LIST OF ITEMS NUMERIC INDEX

ITEM NR.	OEM PART NUMBER (ONLY FOR REFERENCE)	EPA PART NUMBER	LAYOUT	SIZE (WXH) LETTER HEIGHT	COLOR (BACKGROUND/FONT)	QTY PER VIEW	IPC/DWG REFERENCE	EFFECTIVITY	NOTE
432	NSA9502-00	JC320E300A10		41X41	WHITE / FIRE RED	15	11-21-08	ALL	

© J&C AERO EEU LTD. OWN THE COPYRIGHT OF THIS DRAWING AND IT SHALL NOT BE REPRODUCED BY ANY OTHER WITHOUT THE PRIOR WRITTEN PERMISSION

PAGE INTENTIONALLY LEFT BLANK

© J&C AERO EEU LTD. OWN THE COPYRIGHT OF THIS DRAWING AND IT SHALL NOT BE REPRODUCED BY ANY OTHER WITHOUT THE PRIOR WRITTEN PERMISSION

9. KITS IDENTIFICATION

AC EFFECTIVITY	KIT P/N	KIT DESCRIPTION	TYPE	MATERIAL COMBINATION	ITEM	REMARKS
02388 03596	HST112JCAERO2177A	PLACARDS STENCIL KIT This kit contains technical fuselage, wings and pylons placards. Furthermore this kit includes Engine and Wing stencils. This is designed to be applied to AC Effectivity: 02388 and 03596, however it contains extra placards/stencils and not all of them will be used.	PLACARD	E	1-11, 13-20, 23-436, 458	Placards to be printed on solid non-perforated white film.
			STENCIL	S	12, 21-22	Stencils to be manufactured from stencil material with pre-masking tape.
02157 02210	HST112JCAERO2177B	PLACARDS STENCIL KIT This kit contains technical fuselage, wings and pylons placards. Furthermore this kit includes Engine and Wing stencils. This is designed to be applied to AC Effectivity: 02157, 02210, however it contains extra placards/stencils and not all of them will be used.	PLACARD	E	1-11, 13-20, 23-193, 195-349, 351-368, 370-385, 388-404, 406-411, 419-423, 430-440, 442-458	Placards to be printed on solid non-perforated white film.
			STENCIL	S	12, 21-22	Stencils to be manufactured from stencil material with pre-masking tape.
04906	HST112JCAERO2177C	PLACARDS STENCIL KIT This kit contains technical fuselage & wings placards. Furthermore this kit includes Engine and Wing stencils. This is designed to be applied to AC Effectivity: 04906, however it contains extra placards/stencils and not all of them will be used.	PLACARD	E	1-11, 13-20, 23-193, 195-349, 351-368, 370-385, 388-404, 406-411, 419-423, 430-458,460	Placards to be printed on solid non-perforated white film.
			STENCIL	S	12, 21-22	Stencils to be manufactured from stencil material with pre-masking tape.
03275	HST112JCAERO2177D	PLACARDS STENCIL KIT This kit contains technical fuselage & wings placards. Furthermore this kit includes Engine and Wing stencils. This is designed to be applied to AC Effectivity: 03275, however it contains extra placards/stencils and not all of them will be used.	PLACARD	E	1-11, 13-20, 23-193, 195-349, 351-368, 370-385, 388-404, 406-411, 419-423, 430-460	Placards to be printed on solid non-perforated white film.
			STENCIL	S	12, 21-22	Stencils to be manufactured from stencil material with pre-masking tape.

© J&C AERO EEU LTD. OWN THE COPYRIGHT OF THIS DRAWING AND IT SHALL NOT BE REPRODUCED BY ANY OTHER WITHOUT THE PRIOR WRITTEN PERMISSION

DRAWING NUMBER: HST112JCAERO2177

10. PLACARDS QUANTITY TABLE

ITEM	ITEM P/N	Q-TY PER AC
1	JC320E506A01	8
2	JC320E506A10	4
3	JC320E506A11	4
4	JC320E506A15	4
5	JC320E506A20	4
6	JC320E506A25	4
7	JC320E506A28	4
8	JC320E506A30	4
9	JC320E555A01	1
10	JC320E555A10	2
11	JC320E555A05	4
12A	JC320S555A32	1
12B	JC320S555A33	1
13	JC320E560A01	1
14	JC320E560A10	4
15	JC320E560A20	4
16	JC320E500A05	4
17	JC320E555A40	1
18	JC320E555A50	1
19	JC320E555A60	2
20	JC320E555A55	2
21	JC320S555A50	2
22	JC320S551A01	3
23	JC320E555A35	1
24	JC320E555A45	1
25	JC320E501A01	1
26	JC320E501A10	1
27	JC320E552A01	2
28	JC320E502A10	2
29	JC320E502A01	2
30	JC320E502A20	1
31	JC320E502A30	1
32	JC320E550A01	24
33	JC320E550A10	6
34	JC320E500A20	2
35	JC320E500A40	1
36	JC320E500A15	2
37	JC320E500A10	3
38	JC320E500A65	2
39	JC320E500A45	2
40	JC320E500A35	2
41	JC320E500A25	2
42	JC320E500A50	2
43	JC320E500A60	2
44	JC320E553A01	4
45	JC320E500A30	2
46	JC320E504A01	1
47	JC320E507A10	4
48	JC320E507A20	4
49	JC320E561A01	1
50	JC320E500A41	1
51	JC320E500A70	1
52	JC320E556A01	2
53	JC320E556A10	2
54	JC320E504A10	1
55	JC320E750A01	1
56	JC320E750A05	1
57	JC320E750A10	1
58	JC320E750A15	1
59	JC320E750A20	1
60	JC320E750A25	1
61	JC320E750A30	1

ITEM	ITEM P/N	Q-TY PER AC
62	JC320E750A35	1
63	JC320E750A40	1
64	JC320E750A45	1
65	JC320E750A50	1
66	JC320E750A55	1
67	JC320E750A60	1
68	JC320E800A10	10
69	JC320E554A01	4
70	JC320E554A10	1
71	JC320E554A20	1
72	JC320E800A06	1
73	JC320E800A02	1
74	JC320E800A11	42
75	JC320E800A13	1
76	JC320E800A15	1
77	JC320E800A17	1
78	JC320E800A19	1
79	JC320E800A21	1
80	JC320E800A23	1
81	JC320E800A25	1
82	JC320E800A27	1
83	JC320E800A29	1
84	JC320E800A31	1
85	JC320E800A33	1
86	JC320E800A35	1
87	JC320E800A36	2
88	JC320E800A40	1
89	JC320E800A42	1
90	JC320E800A44	1
91	JC320E800A46	1
92	JC320E800A48	1
93	JC320E800A50	1
94	JC320E800A52	1
95	JC320E800A54	1
96	JC320E800A56	1
97	JC320E800A58	1
98	JC320E800A60	1
99	JC320E800A62	1
100	RESERVED	-
101	JC320E800A64	1
102	JC320E800A66	1
103	JC320E800A68	1
104	JC320E800A70	1
105	JC320E800A72	1
106	JC320E800A74	1
107	JC320E800A76	1
108	JC320E800A78	1
109	JC320E800A80	1
110	JC320E800A82	1
111	JC320E800A84	1
112	JC320E800A86	1
113	JC320E800A87	1
114	JC320E800A89	1
115	JC320E554A30	1
116	JC320E554A40	1
117	JC320E562A01	1
118	JC320E562A03	1
119	JC320E562A05	1
120	JC320E562A07	1
121	JC320E562A09	1
122	JC320E562A78	1

ITEM	ITEM P/N	Q-TY PER AC
123	JC320E562A13	1
124	JC320E562A15	1
125	JC320E562A17	1
126	JC320E562A19	1
127	JC320E562A21	1
128	JC320E562A80	1
129	JC320E562A26	1
130	JC320E562A28	1
131	JC320E562A30	1
132	JC320E562A32	1
133	JC320E562A34	1
134	JC320E562A38	1
135	JC320E562A46	1
136	JC320E562A40	1
137	JC320E562A42	1
138	JC320E562A44	1
139	JC320E562A36	1
140	JC320E562A50	1
141	JC320E562A52	1
142	JC320E562A54	1
143	JC320E562A56	1
144	JC320E562A58	1
145	JC320E562A60	1
146	JC320E562A62	1
147	JC320E562A64	1
148	JC320E562A66	1
149	JC320E562A68	1
150	JC320E562A70	1
151	JC320E562A72	1
152	JC320E562A74	1
153	JC320E562A76	1
154	JC320E700A20	1
155	JC320E700A30	1
156	JC320E700A10	2
157	JC320E560A25	1
158	JC320E560A30	1
159	JC320E560A35	2
160	JC320E556A20	1
161	JC320E560A40	1
162	JC320E560A45	1
163	JC320E560A50	1
164	JC320E560A55	1
165	JC320E560A60	1
166	JC320E560A65	1
167	JC320E560A70	1
168	JC320S503A01	1
169	JC320S503A10	1
170	JC320S503A05	1
171	JC320S503A15	1
172	JC320S503A20	1
173	JC320E850A06	1
174	JC320E850A11	1
175	JC320E850A16	1
176	JC320E850A31	4
177	JC320E850A21	1
178	JC320E850A26	1
179	JC320E850A41	1
180	JC320E850A43	1
181	JC320E850A45	1
182	JC320E850A47	1
183	JC320E850A49	1

ITEM	ITEM P/N	Q-TY PER AC
184	JC320E850A51	2
185	JC320E850A53	2
186	JC320E850A55	2
187	JC320E850A57	2
188	JC320E850A58	4
189	JC320E850A60	18
190	JC320E850A79	2
191	JC320E850A65	4
192	JC320E850A67	2
193	JC320E850A81	2
194	JC320E850A86	2
195	JC320E850A73	2
196	JC320E850A75	2
197	JC320E850A77	2
198	JC320E552A02	2
199	JC320E851A02	1
200	JC320E851A04	1
201	JC320E851A06	1
202	JC320E851A08	1
203	JC320E851A10	1
204	JC320E851A12	1
205	JC320E851A14	1
206	JC320E851A16	1
207	JC320E851A18	1
208	JC320E851A20	1
209	JC320E851A22	1
210	JC320E851A24	1
211	JC320E851A26	1
212	JC320E851A28	1
213	JC320E851A30	1
214	JC320E851A32	1
215	JC320E851A34	1
216	JC320E851A36	1
217	JC320E851A38	1
218	JC320E851A40	1
219	JC320E851A42	1
220	JC320E851A44	1
221	JC320E851A46	1
222	JC320E851A48	1
223	JC320E851A50	1
224	JC320E851A52	1
225	JC320E851A54	1
226	JC320E851A56	1
227	JC320E851A58	1
228	JC320E851A60	1
229	JC320E851A62	1
230	JC320E851A64	1
231	JC320E851A66	1
232	JC320E851A68	1
233	JC320E851A70	1
234	JC320E851A72	1
235	JC320E851A74	1
236	JC320E851A76	1
237	JC320E851A78	1
238	JC320E851A80	1
239	JC320E851A82	1
240	JC320E851A86	6
241	JC320E855A06	1
242	JC320E855A08	1
243	JC320E855A10	1
244	JC320E855A12	1

ITEM	ITEM P/N	Q-TY PER AC
245	JC320E855A14	1
246	JC320E855A16	10
247	JC320E860A02	1
248	JC320E860A04	1
249	JC320E860A06	1
250	JC320E860A08	1
251	JC320E860A40	1
252	JC320E860A12	1
253	JC320E860A14	1
254	JC320E860A16	1
255	JC320E860A18	1
256	JC320E860A20	1
257	JC320E860A42	1
258	JC320E860A44	1
259	JC320E860A24	1
260	JC320E860A26	1
261	JC320E860A28	1
262	JC320E860A30	1
263	JC320E860A32	1
264	JC320E860A46	1
265	JC320E860A48	1
266	JC320E860A36	1
267	JC320E860A38	1
268	RESERVED	-
269	JC320E852A03	1
270	JC320E852A05	1
271	JC320E852A07	1
272	JC320E852A09	1
273	JC320E852A11	1
274	JC320E852A13	1
275	JC320E852A15	1
276	JC320E852A17	1
277	JC320E852A19	1
278	JC320E852A21	1
279	JC320E852A23	1
280	JC320E852A25	1
281	JC320E852A27	1
282	JC320E852A29	1
283	JC320E852A31	1
284	JC320E852A33	1
285	JC320E852A35	1
286	JC320E852A37	1
287	JC320E852A39	1
288	JC320E852A41	1
289	JC320E852A43	1
290	JC320E852A45	1
291	JC320E852A47	1
292	JC320E852A49	1
293	JC320E852A51	1
294	JC320E852A53	1
295	JC320E852A55	1
296	JC320E852A57	1
297	JC320E852A59	1
298	JC320E852A61	1
299	JC320E852A63	1
300	JC320E852A65	1
301	JC320E852A67	1
302	JC320E852A69	1
303	JC320E852A71	1
304	JC320E852A73	1
305	JC320E852A75	1

ITEM	ITEM P/N	Q-TY PER AC
306	JC320E852A77	1
307	JC320E852A79	1
308	JC320E852A81	1
309	JC320E852A83	1
310	JC320E856A03	1
311	JC320E856A05	1
312	JC320E856A07	1
313	JC320E856A09	1
314	JC320E856A11	1
315	JC320E861A03	1
316	JC320E861A05	1
317	JC320E861A41	1
318	JC320E861A43	1
319	JC320E861A09	1
320	JC320E861A11	1
321	JC320E861A13	1
322	JC320E861A15	1
323	JC320E861A17	1
324	JC320E861A45	1
325	JC320E861A47	1
326	JC320E861A21	1
327	JC320E861A23	1
328	JC320E861A25	1
329	JC320E861A27	1
330	JC320E861A29	1
331	JC320E861A31	1
332	JC320E861A49	1
333	JC320E861A35	1
334	JC320E861A37	1
335	JC320E861A39	1
336	JC320E850A02	2
337	JC320E912A70	1
338	JC320E912A72	1
339	JC320E912A74	1
340	JC320E912A76	1
341	JC320E912A78	1
342	JC320E912A80	1
343	JC320E912A82	1
344	JC320E912A84	1
345	JC320E900A10	6
346	JC320E900A05	4
347	JC320E912A59	1
348	JC320E910A20	36
349	JC320E912A61	1
350	JC320E900A96	4
351	JC320E912A63	1
352	JC320E912A91	1
353	JC320E912A67	1
354	JC320E912A95	1
355	JC320E912A98	1
356	JC320E912A06	1
357	JC320E912A08	1
358	JC320E912A100	1
359	JC320E912A12	1
360	JC320E912A102	1
361	JC320E912A14	1
362	JC320E912A16	1
363	JC320E912A18	1
364	JC320E912A22	1
365	JC320E912A36	1
366	JC320E912A104	1

ITEM	ITEM P/N	Q-TY PER AC
367	JC320E912A24	1
368	JC320E912A106	1
369	JC320E912A108	1
370	JC320E912A27	1
371	JC320E912A26	1
372	JC320E912A29	1
373	JC320E912A109	1
374	JC320E912A33	1
375	JC320E910A105	1
376	JC320E910A47	1
377	JC320E910A49	1
378	JC320E910A107	1
379	JC320E910A53	1
380	JC320E910A109	1
381	JC320E910A55	1
382	JC320E910A57	1
383	JC320E910A63	1
384	JC320E910A111	1
385	JC320E910A65	1
386	JC320E910A113	1
387	JC320E910A115	1
388	JC320E910A117	1
389	JC320E910A70	1
390	JC320E910A72	1
391	JC320E910A74	1
392	JC320E910A76	1
393	JC320E910A78	1
394	JC320E910A80	1
395	JC320E910A82	1
396	JC320E910A84	1
397	JC320E910A86	1
398	JC320E910A88	1
399	JC320E910A90	1
400	JC320E910A92	1
401	JC320E910A94	1
402	JC320E910A26	1
403	JC320E910A28	1
404	JC320E910A30	1
405	JC320E910A96	1
406	JC320E910A34	1
407	JC320E910A100	1
408	JC320E910A102	1
409	JC320E900A40	8
410	JC320E900A45	4
411	JC320E900A50	4
412	JC320E914A01	8
413	JC320E914A03	2
414	JC320E914A05	4
415	JC320E914A07	2
416	JC320E914A09	8
417	JC320E900A98	2
418	JC320E900A100	4
419	JC320E900A25	4
420	JC320E900A118	2
421	JC320E900A35	4
422	JC320E900A30	4
423	JC320E900A01	4
424	JC320E900A101	2
425	JC320E900A102	2
426	JC320E900A104	2
427	JC320E900A106	2

ITEM	ITEM P/N	Q-TY PER AC
428	JC320E914A11	2
429	JC320E914A13	2
430	JC320E900A120	2
431	JC320E900A92	2
432	JC320E300A10	15
433	RESERVED	-
434	RESERVED	-
435	RESERVED	-
436	JC320E500A01	1
437	JC320E912A114	1
438	JC320E912A57	1
439	JC320E912A55	1
440	JC320E910A42	2
441	JC320E910A120	2
442	JC320E910A38	2
443	JC320E912A111	1
444	JC320E910A107	1
445	JC320E910A24	1
446	JC320E910A22	1
447	JC320E900A114	4
448	JC320E900A60	8
449	JC320E900A112	4
450	JC320E900A116	4
451	JC320E900A80	4
452	JC320E900A90	4
453	JC320E900A85	2
454	JC320E901A01	2
455	RESERVED	-
456	JC320E850A91	2
457	JC320E900A75	4
458	JC320E700A01	1
459	JC320E700A70	1
460	JC320E504A50	1

J&C AERO EEU
EASA APPROVAL NO: EASA.21J.580

WWW.THISISDOA.EU
INFO@THISISDOA.EU
PHONE: +353 15 269768

AIRCRAFT: SEE TABLE 1
TOLERANCES: ANGULAR ±5° — DECIMALS X = ±1, X.X = ±0.5, X.XX = ±0.05
DRAWN BY: SEE JCAERO/ECN/2177
MSN: SEE TABLE 1
REGISTRATION: -
SCALE: NTS
SIZE: A2
ALL DIMENSIONS ARE MILLIMETERS
THIRD ANGLE PROJECTION
CHECKED BY: SEE JCAERO/ECN/2177
TITLE: EXTERIOR PLACARDS ILLUSTRATED CATALOGUE
DRAWING NUMBER: HST112JCAERO2177
SHEET 183 OF 183
REV. A

© J&C AERO EEU LTD. OWN THE COPYRIGHT OF THIS DRAWING AND IT SHALL NOT BE REPRODUCED BY ANY OTHER WITHOUT THE PRIOR WRITTEN PERMISSION